Aardenburg

144



IMAGING & ARCHIVES

Accelerated Light Fading Test Results

Epson Stylus Pro 9600, Epson OEM (K2 Ultrachrome) ink, Crane Museo Silver Rag 300gsm

Sample # AaI_20080404_SN001

220 Megalux-hours completed

Conservation Display Rating *	
Lower Exposure Limit (Megalux hours)	Upper Exposure limit (Megalux hours)
40	51

* Please read document **AaI_2009_0118_TA-01.pdf**, "**An Overview of the AaI&A Conservation Display Ratings**", located on the Documents page of the AaI&A website for an explanation of the conservation display ratings.

Document #: AaI_20080404_SN001Lf.pdf Rev: October 3, 2012

Test Print Prepared by: AaI&A member

Copyright 2012. This report has been prepared for the exclusive use of members of Aardenburg Imaging & Archives. Members may share this information with other members, friends, colleagues, and individual clients. It may also be distributed to groups for educational purposes (classes, lectures, educational seminars. etc). However, all contents including but not limited to Conservation Display Ratings may not be posted to web sites and may not be reproduced or distributed for corporate research, marketing, or other promotional purposes without written permission from Aardenburg Imaging & Archives.

For more information please contact: info@aardenburg-imaging.com

About this Report

This report contains light fastness information about a single test print produced by a specific digital printing system. "System" refers to all hardware, software, and materials used to make the finished print. The hardware, software, material components, and printmaker's skills contribute to the final image quality and image permanence. The tested sample is made with current or recently discontinued stocks of commercially available products unless otherwise stated. Each sample has been prepared by Aardenburg Imaging & Archives or one of its members in accordance with customary print making practices unless otherwise noted. The sample may also contain additional finishing materials such as overcoats and laminates which are also noted when used. Finally, the sample has been tested under standardized conditions that are defined on the Sample Description page (see page 2). AaI&A makes every effort to ensure but cannot guarantee that the samples are properly identified and documented and that test results are accurate. For this reason, AaI&A also strives to test independently produced sample replicates in order to increase sampling confidence and to provide information on process variability. Please compare the results in this report to replicate test samples when the data become available.

Understanding the Test Results



AaI_StandardColorSet(v2)forSRGB.tif

The magnitude and visual appearance of fading depends not only on the chosen printing system but the chosen image as well. In other words, different images are comprised of different colors, and the fading relationships between those colors dictate how the image will look as it fades. The sample print in this test report was made by reproducing the digital image shown on the left. It contains 30 standard colors. 24 of the colors are colorimetrically matched to the Macbeth ColorChecker™ chart viewed under D50 illumination. The remaining six colors supplement the ColorChecker™ array with four additional skin tone colors, one patch for paper white, and another for maximum black. The additional colors also round out the distribution of L* lightness values in the test target.

Information about the fading characteristics of the product is provided in three ways:

1) ***You can visually assess the fading.*** The target images reproduced in this report are digitally reconstructed from the spectrally measured color data rather than scanning or otherwise reproducing the physical print by conventional techniques. This method ensures a colorimetrically accurate representation of the print appearance as the print fades. A calibrated monitor is recommended to experience the best possible reproduction of the test sample appearance. The side-by-side presentation of the target images simulates looking at the light-exposed print along side a perfect duplicate of the unexposed original print. The "Before/After" Layer mode takes advantage of Adobe Reader Layer technology. Toggle the "Before/After" layer on and off using the layers feature of Adobe Reader to directly switch between the light exposed print colors and the initial print colors for the image located on the right side of each page. Also, use Adobe Reader's full screen mode to cycle through the pages and "animate" the fading.

2) ***I* Color and tonal accuracy scores are reported.*** This report includes I* metric scores that compare the color and tonal relationships of the light exposed samples to the color and tonal relationships existing in the original print prior to light exposure. Perfect I* scores of 100% can be approached when no significant fading occurs. Average scores above 90% generally indicate excellent retention of original quality, 80% good, 70% fair, etc., but your conclusions may vary depending on your image quality requirements. ***I* color*** rates the retained color accuracy (hue and chroma) while ***I* tone*** rates the retained tonal accuracy (lightness and contrast). The score is on a percentile scale where 100% is a perfect match between the comparison image (e.g., "after" light exposure) and the reference image (e.g., "before" any light exposure). 0% ***I* color*** means no color accuracy is left. 0% ***I* tone*** means essentially no tonality remains and all image information content is lost. Negative I* values have significance as well and contribute to the average I* score when they occur. Negative I* color values mean false color has occurred, for example, when a skin tone turns green or a neutral gray becomes distinctly colorful. Negative I* tone scores mean visual contrast between colors has become inverted (i.e., like the tonal relationships in a photographic film negative). Serious image quality problems must arise before false colors and/or tones appear. For more information on the I* metric, please refer to the AaI&A web site.

3) ***Color changes are also reported using the classic color difference model, ΔE.*** Note that ΔE values lose perceptual scaling significance when they become large (e.g., > 15). Also, the ΔE equation does not unambiguously measure changes in image contrast. This limitation is generally not a problem for paints and textiles, but can be a serious oversight when evaluating photographic images. It was a major reason behind the development of the I* metric.

Sample Description

Printer: Epson Stylus Pro 9600
Ink: Epson OEM (K2 Ultrachrome)
Paper: Crane Museo Silver Rag 300gsm

Sample #: AaI_20080404_SN001
Test Print Prepared by: AaI&A member
Membership category: professional



AaI_StandardColorSet(v2)forSRGB.tif

Test Image: AaI_StandardColorSet(v2)forSRGB.tif
RIP/Driver settings: PSCS2, let photoshop manage color, Epson driver, 1440dpi, highspeed on, NCA
Media Setting: "Premium Glossy Photo Paper (250)"
Printed: March 26, 2008
Original print colors measured on: May 9, 2008
Test started on: May 10, 2008

Profile: SilverRag9600.icc **Rendering Intent:** Perceptual
Profile type: custom
Profile Creation Software: PrintFix Pro 2.0

Paper White Color (UV–included versus UV–excluded) and Maximum Printed Black						
Optical Brighteners present? no	L*		a*		b*	
	UV inc	UV exc	UV inc	UV exc	UV inc	UV exc
Maximum Paper White (no colorants printed)	97.2	97.2	-0.3	-0.3	1.9	2.0
(1) ΔL*, Δa*, Δb* respectively	0.0		0.0		0.1	
(1) Calculated differences, especially for Δb*, indicate the role and magnitude of fluorescence on original paper color						
Maximum Printed black (UV included)	L* = 10.4		a* = -0.4		b* = 3.0	

Light Source: Phillips Colortone F40T12/C50
Filter/Glazing: Sample framed under Glass*
Light Exposure Cycle: 8 hours on, 4 hours off, twice per 24 hours
Average Illuminance during "on" cycle: 11,509 Lux
Average Temperature: 23.1˚C over full test duration, 24.5˚C during light exposure
Average Relative humidity: 58.1%RH full test period, 58.8%RH during light exposure
CIELAB measurements: D50 2˚ observer, Xrite Gretag/Macbeth Spectrolino/Spectroscan

Replicates/Compare to:

No Replicates are available at this time.

Notes/Comments:

* The Phillips Colortone F40T12/C50 fluorescent light source and ordinary glass picture frame glazing yields UVA content and overall spectral power similar to natural 5000˚K daylight entering a window and then striking a print that has been framed by **standard acrylic glazing** rather than ordinary glass. Other light sources and/or different glazing options may yield greater or lesser fade rates (generally, a 2-5x increase in fade rate for direct sunlight compared to UV–excluded sources at the same Lux level). The spectral quality of the light can also affect individual colors differently.

Table to Convert Megalux-hours of Light Exposure to estimated "Years on Display"											
Indoor Light Levels for Print Display		Multiply Mlux-hrs by	Megalux-hours in test									
Light Exposure	**Description**		**10**	**20**	**30**	**40**	**50**	**60**	**70**	**80**	**90**	**100**
≤ 10 Lux 24 hours per day	Interior rooms, storage areas, or hallways without windows, illuminated sparingly by artificial lighting	**11.42**	114	228	342	457	571	685	799	913	1027	1142
50 Lux 12 hours per day	"Museum Standard" display condition	**4.57**	46	91	137	183	228	274	325	365	411	457
120 Lux 12 hours per day "Kodak Display Years" (1)	Average home illumination level for photos is ~ 60 lux. 90% of all displayed photos do not exceed 120 lux (1).	**1.90**	19	38	57	76	95	114	133	152	171	190
228 Lux 12 hours per day	Relatively bright home or office. Note the simple 1:1 relationship between "years on display" and Mlux-hr values at this condition.	**1.00**	10	20	30	40	50	60	70	80	90	100
450 Lux 12 hours per day "WIR Display Years" (2) Also equals 500 lux for 11.8 hours per day	A bright home or commercial office building illumination level is 200-500 lux. Also, good illumination for color critical viewing and color matching tasks begins at about 500 lux.	**0.51**	5	10	15	20	25	30	35	41	46	51
2000 Lux 12 hours per day	Commercial Gallery. Also, critical color evaluation standards call for 2000 lux and a D50 illumination source.	**0.114**	1.1	2.3	3.4	4.6	5.7	6.8	8.0	9.1	10.3	11.4
5000 Lux 12 hours per day	E.g., Sunlight through a window striking print at an angle.	**0.046**	0.5	0.9	1.4	1.8	2.3	2.7	3.2	3.7	4.1	4.6
10,000 Lux 12 hours per day	South-facing window in U.S.A. , e.g., storefront display with photos directly facing window.	**0.023**	0.2	0.5	0.7	0.9	1.1	1.4	1.6	1.8	2.1	2.3

Light levels commonly encountered in the real world fluctuate widely throughout indoor print display environments and produce large variations in how long it takes for artwork to acquire light-induced damage. Use this table as a guide to estimate how many "years on display" (denoted in red text) it takes to accumulate the light exposure test dosage. Review the test results to decide which Megalux-hour dose has caused fading to your level of concern (e.g., just noticeable, easily noticeable, objectionable, etc.). Then choose the print display description that best represents how your print is likely to be displayed. You may want to obtain a lux meter and make some measurements in your own display environment!

Note that as the years of display time increase, light-induced fading can be eclipsed by other serious aging mechanisms such as fading and/or staining caused by heat, humidity, and air pollutants. Mould damage can also occur at high humidity. Even when colorants remain water fast, direct contact with liquids may result in physical deformation and staining of the substrate. Also, temperature and especially humidity cycling can cause physical cracks and/or flaking, etc. Handling damage such as scratching, abrasion, tears and creases, and catastrophic damage by smoke, fire, flood, etc., also degrade print quality over time. Thus, as illumination levels are reduced other forms of degradation take on greater proportion of risk and may appear in shorter time intervals.

(1) Eastman Kodak has cited this exposure condition and 90% confidence limit as a rationale for estimating print fading times of traditional color photo materials in typical home display environments. For recent light fading claims regarding its line of pigment-based inkjet printers, Kodak has adopted the higher level of 450lux/12 hours per day which is also used by Wilhelm Imaging Research, Inc. (See below).

(2) Wilhelm Imaging Research (WIR) has standardized its light fastness ratings on 450 lux for 12 hours per day in order to estimate the years on display necessary to reach "noticeable" fading. This average light exposure condition, an assumed 75°F/60%RH temperature and humidity level, and WIR's visually weighted densitometric endpoint criteria set V3.0 has become a de facto industry standard for most predictive light fading estimates in the absence of a published International Standards Organization (ISO) test standard.

100color/100tone



Original Print Colors
(measured before light exposure)



Colors at Zero Megalux-hours of Light Exposure
(same as original print colors)

Epson Stylus Pro 9600, Epson OEM (K2 Ultrachrome) ink, Crane Museo Silver Rag 300gsm

Original Print Colors as Measured and at Start of Test									
				L*		a*		b*	
Column/row	Color Patch	I*Color	ΔE	Before	After	Before	After	Before	After
A1	dark Skin	100	0.0	41.7		10.9		19.5	
B1	light Skin	100	0.0	66.2		12.6		19.3	
C1	blue sky	100	0.0	52.8		-9.7		-17.3	
D1	foliage	100	0.0	42.1		-9.7		23.6	
E1	blue flower	100	0.0	58.0		2.6		-19.3	
F1	bluish green	100	0.0	69.9		-27.1		-1.3	
A2	orange	100	0.0	64.4		34.3		61.5	
B2	purplish blue	100	0.0	46.0		-0.5		-42.0	
C2	moderate red	100	0.0	55.3		41.3		26.3	
D2	purple	100	0.0	34.6		14.4		-16.4	
E2	yellow green	100	0.0	68.9		-17.7		57.4	
F2	orange yellow	100	0.0	71.0		16.1		68.7	
A3	blue	100	0.0	33.7		1.2		-48.0	
B3	green	100	0.0	53.1		-33.4		33.1	
C3	red	100	0.0	46.5		46.6		34.0	
D3	yellow	100	0.0	78.0		4.9		78.3	
E3	magenta	100	0.0	56.8		42.6		-9.8	
F3	cyan	100	0.0	54.9		-24.2		-23.4	
A4	white	100	0.0	94.0		-0.7		-0.5	
B4	neutral 8	100	0.0	77.7		-2.7		0.4	
C4	neutral 6.5	100	0.0	65.7		-2.7		4.4	
D4	neutral 5	100	0.0	49.6		-0.6		4.6	
E4	neutral 3.5	100	0.0	35.7		-2.5		4.0	
F4	black	100	0.0	22.6		-1.1		2.9	
A5	paper white	100	0.0	97.0		0.0		1.6	
B5	skin highlight L*=89	100	0.0	86.4		9.4		14.6	
C5	skin highlight L*=75	100	0.0	77.7		22.0		25.1	
D5	skin shadow L*=25	100	0.0	27.9		11.5		18.6	
E5	skin shadow L*=11	100	0.0	15.2		7.6		3.3	
F5	Max Black	100	0.0	10.4		-0.4		-3.0	

Summary Results	I*Color	I*tone	ΔE
Average Score for all patches	100	100	0.0
Average Score for the Worst 10% (3 lowest scoring patches)	100	100	0.0

99.1 color / 97.9 tone



Original Print Colors
(measured before light exposure)



Colors after 10 Megalux-hours
light exposure

Epson Stylus Pro 9600, Epson OEM (K2 Ultrachrome) ink,
Crane Museo Silver Rag 300gsm

10 Mlux-hrs Light Exposure (i.e., after) Compared to Original Print Colors (i.e., before)

				L*		a*		b*	
Column/row	Color Patch	I*Color	ΔE	Before	After	Before	After	Before	After
A1	dark Skin	99.7	1.0	41.7	42.5	10.9	10.3	19.5	19.4
B1	light Skin	97.1	1.4	66.2	66.9	12.6	11.8	19.3	18.4
C1	blue sky	100.0	0.7	52.8	53.5	-9.7	-9.8	-17.3	-17.5
D1	foliage	99.8	0.8	42.1	42.7	-9.7	-9.8	23.6	23.0
E1	blue flower	100.0	1.0	58.0	58.8	2.6	2.1	-19.3	-19.1
F1	bluish green	98.6	1.1	69.9	70.5	-27.1	-26.8	-1.3	-2.1
A2	orange	98.3	1.8	64.4	65.0	34.3	32.7	61.5	61.0
B2	purplish blue	98.5	1.4	46.0	46.9	-0.5	-1.2	-42.0	-41.1
C2	moderate red	97.4	1.9	55.3	56.0	41.3	39.9	26.3	25.1
D2	purple	100.0	0.7	34.6	35.2	14.4	14.0	-16.4	-16.3
E2	yellow green	99.9	0.9	68.9	69.6	-17.7	-17.9	57.4	56.9
F2	orange yellow	98.8	1.5	71.0	71.7	16.1	14.8	68.7	68.6
A3	blue	98.6	1.3	33.7	34.4	1.2	0.2	-48.0	-47.5
B3	green	100.0	0.7	53.1	53.7	-33.4	-33.5	33.1	32.6
C3	red	98.9	1.2	46.5	46.9	46.6	45.6	34.0	33.6
D3	yellow	99.3	1.2	78.0	78.5	4.9	4.0	78.3	77.9
E3	magenta	98.6	1.3	56.8	57.4	42.6	41.5	-9.8	-9.7
F3	cyan	100.0	0.7	54.9	55.6	-24.2	-24.2	-23.4	-23.5
A4	white	100.0	0.5	94.0	94.2	-0.7	-0.7	-0.5	-1.0
B4	neutral 8	100.0	0.7	77.7	78.3	-2.7	-2.9	0.4	0.1
C4	neutral 6.5	99.4	0.8	65.7	66.2	-2.7	-2.9	4.4	3.9
D4	neutral 5	100.0	0.6	49.6	50.1	-0.6	-0.9	4.6	4.3
E4	neutral 3.5	100.0	0.4	35.7	36.2	-2.5	-2.6	4.0	3.9
F4	black	100.0	0.3	22.6	23.0	-1.1	-1.1	2.9	3.0
A5	paper white	96.8	0.8	97.0	97.0	0.0	0.1	1.6	0.8
B5	skin highlight L*=89	96.8	1.1	86.4	86.8	9.4	8.6	14.6	13.9
C5	skin highlight L*=75	96.0	1.9	77.7	78.2	22.0	20.8	25.1	23.8
D5	skin shadow L*=25	100.0	0.4	27.9	28.2	11.5	11.2	18.6	18.7
E5	skin shadow L*=11	99.3	0.6	15.2	15.1	7.6	7.8	3.3	3.9
F5	Max Black	100.0	0.4	10.4	10.1	-0.4	-0.3	-3.0	-2.8

Summary Results	I*Color	I*tone	ΔE
Average Score for all patches	99.1	97.9	1.0
Average Score for the Worst 10% (3 lowest scoring patches)	96.5	96.7	1.9



Aardenburg Imaging & Archives

97.4color/96.9tone



Original Print Colors
(measured before light exposure)



Colors after 20 Megalux-hours
light exposure

Epson Stylus Pro 9600, Epson OEM (K2 Ultrachrome) ink,
Crane Museo Silver Rag 300gsm

20 Mlux-hrs Light Exposure (i.e., after) Compared to Original Print Colors (i.e., before)

				L*		a*		b*	
Column/row	Color Patch	I*Color	ΔE	Before	After	Before	After	Before	After
A1	dark Skin	97.9	1.2	41.7	42.4	10.9	10.2	19.5	18.8
B1	light Skin	91.9	2.6	66.2	67.2	12.6	11.8	19.3	17.1
C1	blue sky	100.0	1.1	52.8	53.8	-9.7	-9.9	-17.3	-17.5
D1	foliage	97.8	1.3	42.1	42.8	-9.7	-9.7	23.6	22.5
E1	blue flower	99.7	1.2	58.0	59.0	2.6	2.0	-19.3	-19.1
F1	bluish green	95.7	1.9	69.9	70.7	-27.1	-26.5	-1.3	-2.8
A2	orange	97.2	2.6	64.4	65.3	34.3	32.2	61.5	60.2
B2	purplish blue	97.9	1.8	46.0	47.1	-0.5	-1.3	-42.0	-40.9
C2	moderate red	94.4	3.3	55.3	56.1	41.3	39.5	26.3	23.5
D2	purple	98.2	1.3	34.6	35.5	14.4	13.7	-16.4	-15.8
E2	yellow green	98.7	1.6	68.9	69.8	-17.7	-18.2	57.4	56.2
F2	orange yellow	97.7	2.3	71.0	71.9	16.1	14.3	68.7	67.7
A3	blue	97.7	1.8	33.7	34.5	1.2	-0.1	-48.0	-47.1
B3	green	97.8	1.7	53.1	53.9	-33.4	-33.5	33.1	31.6
C3	red	97.6	1.9	46.5	46.9	46.6	45.3	34.0	32.6
D3	yellow	98.3	2.0	78.0	78.7	4.9	3.4	78.3	77.2
E3	magenta	97.9	1.5	56.8	57.4	42.6	41.3	-9.8	-10.2
F3	cyan	100.0	0.9	54.9	55.7	-24.2	-24.1	-23.4	-23.7
A4	white	100.0	0.2	94.0	94.1	-0.7	-0.8	-0.5	-0.7
B4	neutral 8	98.3	1.0	77.7	78.5	-2.7	-3.0	0.4	-0.2
C4	neutral 6.5	94.7	1.3	65.7	66.6	-2.7	-2.9	4.4	3.4
D4	neutral 5	98.9	0.9	49.6	50.2	-0.6	-0.9	4.6	4.1
E4	neutral 3.5	100.0	0.5	35.7	36.2	-2.5	-2.6	4.0	3.9
F4	black	100.0	0.4	22.6	23.1	-1.1	-1.2	2.9	2.9
A5	paper white	97.5	0.8	97.0	96.7	0.0	0.1	1.6	0.8
B5	skin highlight L*=89	91.5	2.0	86.4	86.8	9.4	8.3	14.6	12.9
C5	skin highlight L*=75	92.2	3.2	77.7	78.2	22.0	20.4	25.1	22.4
D5	skin shadow L*=25	100.0	0.5	27.9	28.2	11.5	11.2	18.6	18.7
E5	skin shadow L*=11	94.0	1.2	15.2	14.7	7.6	7.9	3.3	4.4
F5	Max Black	99.3	0.7	10.4	10.0	-0.4	-0.2	-3.0	-2.5

Summary Results	I*Color	I*tone	ΔE
Average Score for all patches	97.4	96.9	1.5
Average Score for the Worst 10% (3 lowest scoring patches)	91.9	94.4	3.0

95.6color/96.4tone



Original Print Colors
(measured before light exposure)



Colors after 30 Megalux-hours
light exposure

Epson Stylus Pro 9600, Epson OEM (K2 Ultrachrome) ink,
Crane Museo Silver Rag 300gsm

30 Mlux-hrs Light Exposure (i.e., after) Compared to Original Print Colors (i.e., before)

				L*		a*		b*	
Column/row	Color Patch	I*Color	ΔE	Before	After	Before	After	Before	After
A1	dark Skin	95.1	2.1	41.7	43.0	10.9	10.2	19.5	18.1
B1	light Skin	86.6	3.9	66.2	67.8	12.6	11.8	19.3	15.8
C1	blue sky	100.0	1.6	52.8	54.3	-9.7	-9.8	-17.3	-17.6
D1	foliage	95.3	2.1	42.1	43.3	-9.7	-9.7	23.6	21.9
E1	blue flower	99.4	1.7	58.0	59.6	2.6	2.0	-19.3	-19.1
F1	bluish green	92.3	2.9	69.9	71.3	-27.1	-26.1	-1.3	-3.6
A2	orange	96.0	3.6	64.4	65.8	34.3	31.7	61.5	59.4
B2	purplish blue	97.0	2.4	46.0	47.6	-0.5	-1.5	-42.0	-40.5
C2	moderate red	92.0	4.6	55.3	56.6	41.3	39.5	26.3	22.2
D2	purple	98.4	1.6	34.6	36.0	14.4	13.7	-16.4	-15.9
E2	yellow green	96.4	3.1	68.9	70.5	-17.7	-18.2	57.4	54.7
F2	orange yellow	96.6	3.3	71.0	72.5	16.1	13.8	68.7	66.9
A3	blue	96.9	2.3	33.7	34.9	1.2	-0.3	-48.0	-46.8
B3	green	95.9	2.8	53.1	54.5	-33.4	-33.5	33.1	30.6
C3	red	96.8	2.6	46.5	47.4	46.6	45.2	34.0	32.1
D3	yellow	97.5	2.8	78.0	79.3	4.9	3.1	78.3	76.7
E3	magenta	97.6	2.0	56.8	58.0	42.6	41.2	-9.8	-10.3
F3	cyan	100.0	1.5	54.9	56.3	-24.2	-23.9	-23.4	-23.8
A4	white	100.0	0.5	94.0	94.6	-0.7	-0.7	-0.5	-0.5
B4	neutral 8	93.1	1.8	77.7	79.1	-2.7	-2.8	0.4	-0.7
C4	neutral 6.5	87.9	2.2	65.7	67.1	-2.7	-2.7	4.4	2.7
D4	neutral 5	95.2	1.5	49.6	50.8	-0.6	-0.9	4.6	3.7
E4	neutral 3.5	100.0	1.1	35.7	36.8	-2.5	-2.6	4.0	3.7
F4	black	100.0	0.8	22.6	23.5	-1.1	-1.1	2.9	2.9
A5	paper white	99.8	0.6	97.0	97.2	0.0	0.1	1.6	1.1
B5	skin highlight L*=89	86.5	3.1	86.4	87.5	9.4	8.3	14.6	11.9
C5	skin highlight L*=75	87.6	4.8	77.7	79.1	22.0	20.2	25.1	20.9
D5	skin shadow L*=25	100.0	0.8	27.9	28.6	11.5	11.1	18.6	18.4
E5	skin shadow L*=11	91.8	1.3	15.2	15.3	7.6	8.0	3.3	4.6
F5	Max Black	97.3	0.8	10.4	10.7	-0.4	0.0	-3.0	-2.3

Summary Results	I*Color	I*tone	ΔE
Average Score for all patches	95.6	96.4	2.2
Average Score for the Worst 10% (3 lowest scoring patches)	86.9	93.5	4.5

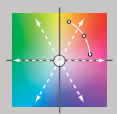

Aardenburg Imaging & Archives

93.6color/95.6tone



Original Print Colors
(measured before light exposure)



Colors after 40 Megalux-hours
light exposure

Epson Stylus Pro 9600, Epson OEM (K2 Ultrachrome) ink,
Crane Museo Silver Rag 300gsm

40 Mlux-hrs Light Exposure (i.e., after) Compared to Original Print Colors (i.e., before)

				L*		a*		b*	
Column/row	Color Patch	I*Color	ΔE	Before	After	Before	After	Before	After
A1	dark Skin	92.5	2.6	41.7	43.1	10.9	10.2	19.5	17.5
B1	light Skin	80.8	5.3	66.2	68.1	12.6	11.8	19.3	14.4
C1	blue sky	99.4	1.9	52.8	54.6	-9.7	-9.6	-17.3	-17.9
D1	foliage	92.9	2.7	42.1	43.5	-9.7	-9.7	23.6	21.3
E1	blue flower	99.8	2.0	58.0	59.9	2.6	2.0	-19.3	-19.4
F1	bluish green	88.8	3.9	69.9	71.6	-27.1	-25.9	-1.3	-4.6
A2	orange	94.4	4.8	64.4	66.1	34.3	31.3	61.5	58.2
B2	purplish blue	96.7	2.6	46.0	47.8	-0.5	-1.5	-42.0	-40.4
C2	moderate red	89.1	6.0	55.3	56.8	41.3	39.5	26.3	20.7
D2	purple	99.4	1.5	34.6	36.0	14.4	13.8	-16.4	-16.2
E2	yellow green	94.5	4.3	68.9	70.9	-17.7	-18.3	57.4	53.6
F2	orange yellow	95.4	4.2	71.0	72.9	16.1	13.5	68.7	66.0
A3	blue	96.7	2.5	33.7	35.1	1.2	-0.5	-48.0	-46.8
B3	green	93.7	3.8	53.1	54.8	-33.4	-33.5	33.1	29.6
C3	red	95.6	3.3	46.5	47.6	46.6	45.2	34.0	31.3
D3	yellow	96.6	3.6	78.0	79.7	4.9	2.7	78.3	76.0
E3	magenta	97.2	2.3	56.8	58.2	42.6	41.2	-9.8	-10.8
F3	cyan	99.2	1.8	54.9	56.6	-24.2	-23.8	-23.4	-24.0
A4	white	100.0	0.7	94.0	94.7	-0.7	-0.7	-0.5	-0.4
B4	neutral 8	86.2	2.5	77.7	79.5	-2.7	-2.6	0.4	-1.4
C4	neutral 6.5	80.2	3.0	65.7	67.5	-2.7	-2.6	4.4	2.0
D4	neutral 5	91.6	1.9	49.6	51.1	-0.6	-0.8	4.6	3.3
E4	neutral 3.5	100.0	1.3	35.7	36.9	-2.5	-2.5	4.0	3.6
F4	black	100.0	1.0	22.6	23.7	-1.1	-1.1	2.9	2.9
A5	paper white	100.0	0.6	97.0	97.4	0.0	0.1	1.6	1.1
B5	skin highlight L*=89	79.5	4.3	86.4	87.7	9.4	8.4	14.6	10.7
C5	skin highlight L*=75	82.5	6.6	77.7	79.4	22.0	20.2	25.1	19.0
D5	skin shadow L*=25	99.7	1.1	27.9	28.8	11.5	11.1	18.6	18.2
E5	skin shadow L*=11	89.1	1.5	15.2	15.3	7.6	8.1	3.3	4.8
F5	Max Black	95.2	1.0	10.4	10.6	-0.4	0.2	-3.0	-2.2

Summary Results	I*Color	I*tone	ΔE
Average Score for all patches	93.6	95.6	2.8
Average Score for the Worst 10% (3 lowest scoring patches)	80.2	92.2	6.0

90.3color/94.9tone



Original Print Colors
(measured before light exposure)



Colors after 50 Megalux-hours
light exposure

Epson Stylus Pro 9600, Epson OEM (K2 Ultrachrome) ink,
Crane Museo Silver Rag 300gsm

50 Mlux-hrs Light Exposure (i.e., after) Compared to Original Print Colors (i.e., before)

				L*		a*		b*	
Column/row	Color Patch	I*Color	ΔE	Before	After	Before	After	Before	After
A1	dark Skin	89.1	3.2	41.7	43.0	10.9	10.2	19.5	16.7
B1	light Skin	71.8	7.3	66.2	68.4	12.6	12.1	19.3	12.3
C1	blue sky	96.7	2.2	52.8	54.7	-9.7	-9.4	-17.3	-18.4
D1	foliage	89.9	3.4	42.1	43.6	-9.7	-9.6	23.6	20.5
E1	blue flower	99.1	2.1	58.0	60.0	2.6	2.2	-19.3	-19.8
F1	bluish green	84.0	5.2	69.9	71.7	-27.1	-25.4	-1.3	-5.8
A2	orange	92.6	6.0	64.4	66.3	34.3	31.0	61.5	56.8
B2	purplish blue	96.4	2.7	46.0	47.9	-0.5	-1.5	-42.0	-40.3
C2	moderate red	85.2	7.9	55.3	56.9	41.3	39.6	26.3	18.7
D2	purple	100.0	1.5	34.6	36.0	14.4	14.0	-16.4	-16.5
E2	yellow green	92.2	5.6	68.9	71.1	-17.7	-18.4	57.4	52.2
F2	orange yellow	93.6	5.5	71.0	73.1	16.1	13.2	68.7	64.6
A3	blue	96.9	2.5	33.7	35.1	1.2	-0.4	-48.0	-46.9
B3	green	91.4	4.9	53.1	55.0	-33.4	-33.4	33.1	28.5
C3	red	94.0	4.2	46.5	47.7	46.6	45.2	34.0	30.3
D3	yellow	94.9	4.9	78.0	79.9	4.9	2.4	78.3	74.7
E3	magenta	96.2	2.7	56.8	58.3	42.6	41.3	-9.8	-11.5
F3	cyan	97.8	2.2	54.9	56.7	-24.2	-23.5	-23.4	-24.4
A4	white	100.0	0.8	94.0	94.8	-0.7	-0.7	-0.5	-0.3
B4	neutral 8	74.1	3.5	77.7	79.6	-2.7	-2.2	0.4	-2.5
C4	neutral 6.5	68.2	4.0	65.7	67.7	-2.7	-2.4	4.4	0.9
D4	neutral 5	85.6	2.4	49.6	51.1	-0.6	-0.8	4.6	2.8
E4	neutral 3.5	98.6	1.4	35.7	37.0	-2.5	-2.5	4.0	3.4
F4	black	100.0	1.2	22.6	23.8	-1.1	-1.1	2.9	2.7
A5	paper white	100.0	0.6	97.0	97.3	0.0	0.1	1.6	1.1
B5	skin highlight L*=89	69.0	6.0	86.4	87.8	9.4	8.6	14.6	8.8
C5	skin highlight L*=75	74.4	9.3	77.7	79.7	22.0	20.2	25.1	16.2
D5	skin shadow L*=25	98.6	1.3	27.9	28.9	11.5	11.1	18.6	17.9
E5	skin shadow L*=11	85.6	1.9	15.2	15.1	7.6	8.4	3.3	5.0
F5	Max Black	94.5	1.0	10.4	10.4	-0.4	0.2	-3.0	-2.1

Summary Results	I*Color	I*tone	ΔE
Average Score for all patches	90.3	94.9	3.6
Average Score for the Worst 10% (3 lowest scoring patches)	69.7	90.9	8.2

87.1 color / 94.3 tone



Original Print Colors
(measured before light exposure)



Colors after 60 Megalux-hours
light exposure

Epson Stylus Pro 9600, Epson OEM (K2 Ultrachrome) ink,
Crane Museo Silver Rag 300gsm

60 Mlux-hrs Light Exposure (i.e., after) Compared to Original Print Colors (i.e., before)

				L*		a*		b*	
Column/row	Color Patch	I*Color	ΔE	Before	After	Before	After	Before	After
A1	dark Skin	85.2	4.1	41.7	43.3	10.9	10.3	19.5	15.8
B1	light Skin	62.3	9.5	66.2	68.7	12.6	12.4	19.3	10.1
C1	blue sky	94.7	2.6	52.8	54.9	-9.7	-9.2	-17.3	-18.8
D1	foliage	86.5	4.3	42.1	43.8	-9.7	-9.6	23.6	19.6
E1	blue flower	97.7	2.4	58.0	60.2	2.6	2.4	-19.3	-20.2
F1	bluish green	79.6	6.4	69.9	71.9	-27.1	-24.9	-1.3	-6.9
A2	orange	90.4	7.6	64.4	66.6	34.3	30.8	61.5	55.1
B2	purplish blue	96.6	2.8	46.0	48.0	-0.5	-1.4	-42.0	-40.3
C2	moderate red	81.2	9.9	55.3	57.2	41.3	39.6	26.3	16.7
D2	purple	100.0	1.6	34.6	36.2	14.4	14.0	-16.4	-16.6
E2	yellow green	89.8	7.1	68.9	71.4	-17.7	-18.4	57.4	50.8
F2	orange yellow	91.4	7.0	71.0	73.4	16.1	12.8	68.7	63.0
A3	blue	96.5	2.7	33.7	35.2	1.2	-0.5	-48.0	-46.7
B3	green	88.7	6.2	53.1	55.2	-33.4	-33.4	33.1	27.2
C3	red	92.2	5.2	46.5	47.9	46.6	45.1	34.0	29.2
D3	yellow	93.2	6.2	78.0	80.1	4.9	2.1	78.3	73.2
E3	magenta	95.2	3.1	56.8	58.5	42.6	41.4	-9.8	-12.1
F3	cyan	96.7	2.5	54.9	56.9	-24.2	-23.3	-23.4	-24.7
A4	white	100.0	0.8	94.0	94.8	-0.7	-0.6	-0.5	-0.1
B4	neutral 8	64.2	4.4	77.7	79.7	-2.7	-1.9	0.4	-3.4
C4	neutral 6.5	55.9	5.1	65.7	67.8	-2.7	-2.1	4.4	-0.3
D4	neutral 5	80.4	2.9	49.6	51.4	-0.6	-0.7	4.6	2.3
E4	neutral 3.5	95.2	1.6	35.7	37.1	-2.5	-2.4	4.0	3.0
F4	black	100.0	1.2	22.6	23.8	-1.1	-1.1	2.9	2.6
A5	paper white	100.0	0.4	97.0	97.3	0.0	0.0	1.6	1.3
B5	skin highlight L*=89	60.1	7.6	86.4	87.9	9.4	8.9	14.6	7.2
C5	skin highlight L*=75	66.9	11.8	77.7	79.9	22.0	20.3	25.1	13.7
D5	skin shadow L*=25	96.4	1.7	27.9	28.9	11.5	11.0	18.6	17.4
E5	skin shadow L*=11	84.6	2.0	15.2	15.2	7.6	8.4	3.3	5.1
F5	Max Black	92.7	1.2	10.4	10.5	-0.4	0.3	-3.0	-2.0

Summary Results	I*Color	I*tone	ΔE
Average Score for all patches	87.1	94.3	4.4
Average Score for the Worst 10% (3 lowest scoring patches)	59.5	89.7	10.4

83.5$_{color}$/93.4$_{tone}$



Original Print Colors
(measured before light exposure)



Colors after 70 Megalux-hours
light exposure

Epson Stylus Pro 9600, Epson OEM (K2 Ultrachrome) ink,
Crane Museo Silver Rag 300gsm

70 Mlux-hrs Light Exposure (i.e., after) Compared to Original Print Colors (i.e., before)

				L*		a*		b*	
Column/row	Color Patch	I*Color	ΔE	Before	After	Before	After	Before	After
A1	dark Skin	81.1	5.0	41.7	43.4	10.9	10.4	19.5	14.8
B1	light Skin	51.8	11.9	66.2	68.9	12.6	12.7	19.3	7.7
C1	blue sky	91.7	3.1	52.8	55.0	-9.7	-9.0	-17.3	-19.4
D1	foliage	83.4	5.0	42.1	43.8	-9.7	-9.6	23.6	18.8
E1	blue flower	95.2	2.8	58.0	60.4	2.6	2.5	-19.3	-20.7
F1	bluish green	74.5	7.7	69.9	72.0	-27.1	-24.5	-1.3	-8.2
A2	orange	87.8	9.4	64.4	66.8	34.3	30.5	61.5	53.2
B2	purplish blue	97.0	2.7	46.0	48.1	-0.5	-1.4	-42.0	-40.5
C2	moderate red	76.6	12.1	55.3	57.3	41.3	39.8	26.3	14.4
D2	purple	99.7	1.6	34.6	36.2	14.4	14.2	-16.4	-16.9
E2	yellow green	87.2	8.7	68.9	71.7	-17.7	-18.5	57.4	49.2
F2	orange yellow	89.2	8.5	71.0	73.6	16.1	12.5	68.7	61.4
A3	blue	96.6	2.6	33.7	35.2	1.2	-0.6	-48.0	-46.9
B3	green	86.1	7.4	53.1	55.4	-33.4	-33.5	33.1	26.0
C3	red	90.4	6.2	46.5	47.9	46.6	45.2	34.0	28.1
D3	yellow	91.6	7.4	78.0	80.4	4.9	1.8	78.3	72.0
E3	magenta	93.6	3.8	56.8	58.6	42.6	41.6	-9.8	-12.9
F3	cyan	95.3	2.9	54.9	57.0	-24.2	-23.2	-23.4	-25.2
A4	white	100.0	0.9	94.0	94.8	-0.7	-0.5	-0.5	-0.2
B4	neutral 8	52.8	5.4	77.7	79.8	-2.7	-1.5	0.4	-4.4
C4	neutral 6.5	42.2	6.4	65.7	68.0	-2.7	-1.8	4.4	-1.6
D4	neutral 5	73.9	3.5	49.6	51.4	-0.6	-0.6	4.6	1.6
E4	neutral 3.5	91.7	1.9	35.7	37.1	-2.5	-2.4	4.0	2.7
F4	black	100.0	1.1	22.6	23.6	-1.1	-1.2	2.9	2.5
A5	paper white	100.0	0.4	97.0	97.2	0.0	0.1	1.6	1.3
B5	skin highlight L*=89	50.0	9.3	86.4	87.9	9.4	9.3	14.6	5.4
C5	skin highlight L*=75	57.5	14.9	77.7	80.0	22.0	20.8	25.1	10.5
D5	skin shadow L*=25	96.6	1.5	27.9	28.8	11.5	11.2	18.6	17.4
E5	skin shadow L*=11	78.3	2.7	15.2	14.4	7.6	8.8	3.3	5.6
F5	Max Black	94.6	1.4	10.4	9.5	-0.4	0.3	-3.0	-2.2

Summary Results	I*Color	I*tone	ΔE
Average Score for all patches	83.5	93.4	5.3
Average Score for the Worst 10% (3 lowest scoring patches)	48.0	88.6	13.0

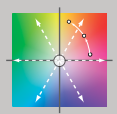

Aardenburg Imaging & Archives

79.9color/92.6tone



Original Print Colors
(measured before light exposure)



Colors after 80 Megalux-hours
light exposure

Epson Stylus Pro 9600, Epson OEM (K2 Ultrachrome) ink,
Crane Museo Silver Rag 300gsm

80 Mlux-hrs Light Exposure (i.e., after) Compared to Original Print Colors (i.e., before)

				L*		a*		b*	
Column/row	Color Patch	I*Color	ΔE	Before	After	Before	After	Before	After
A1	dark Skin	76.8	5.9	41.7	43.4	10.9	10.4	19.5	13.9
B1	light Skin	41.2	14.4	66.2	69.1	12.6	13.0	19.3	5.2
C1	blue sky	88.8	3.6	52.8	55.1	-9.7	-8.9	-17.3	-19.9
D1	foliage	79.8	5.9	42.1	43.8	-9.7	-9.4	23.6	17.9
E1	blue flower	92.4	3.1	58.0	60.4	2.6	2.7	-19.3	-21.2
F1	bluish green	69.3	9.1	69.9	72.1	-27.1	-24.0	-1.3	-9.5
A2	orange	84.9	11.4	64.4	66.9	34.3	30.4	61.5	51.1
B2	purplish blue	97.0	2.8	46.0	48.1	-0.5	-1.4	-42.0	-40.5
C2	moderate red	71.7	14.5	55.3	57.3	41.3	40.0	26.3	12.0
D2	purple	99.6	1.8	34.6	36.4	14.4	13.9	-16.4	-16.6
E2	yellow green	84.5	10.2	68.9	71.8	-17.7	-18.4	57.4	47.6
F2	orange yellow	86.2	10.6	71.0	73.8	16.1	12.3	68.7	59.2
A3	blue	96.2	2.7	33.7	35.2	1.2	-0.8	-48.0	-46.9
B3	green	83.3	8.7	53.1	55.5	-33.4	-33.4	33.1	24.7
C3	red	88.0	7.6	46.5	47.8	46.6	45.2	34.0	26.7
D3	yellow	89.6	9.0	78.0	80.5	4.9	1.5	78.3	70.4
E3	magenta	91.8	4.5	56.8	58.5	42.6	41.7	-9.8	-13.8
F3	cyan	93.9	3.3	54.9	57.0	-24.2	-23.0	-23.4	-25.6
A4	white	100.0	0.9	94.0	94.8	-0.7	-0.4	-0.5	-0.1
B4	neutral 8	42.9	6.3	77.7	80.0	-2.7	-1.1	0.4	-5.3
C4	neutral 6.5	29.0	7.6	65.7	68.0	-2.7	-1.6	4.4	-2.8
D4	neutral 5	67.4	4.0	49.6	51.5	-0.6	-0.4	4.6	1.0
E4	neutral 3.5	89.3	2.0	35.7	37.1	-2.5	-2.4	4.0	2.5
F4	black	99.4	1.0	22.6	23.5	-1.1	-1.2	2.9	2.4
A5	paper white	100.0	0.2	97.0	97.1	0.0	0.0	1.6	1.4
B5	skin highlight L*=89	41.2	10.8	86.4	87.9	9.4	9.7	14.6	3.9
C5	skin highlight L*=75	48.7	17.8	77.7	80.0	22.0	21.2	25.1	7.5
D5	skin shadow L*=25	95.0	1.8	27.9	28.6	11.5	11.2	18.6	17.0
E5	skin shadow L*=11	74.8	3.1	15.2	14.2	7.6	9.0	3.3	5.9
F5	Max Black	94.6	1.7	10.4	9.1	-0.4	0.3	-3.0	-2.2

Summary Results	I*Color	I*tone	ΔE
Average Score for all patches	79.9	92.6	6.2
Average Score for the Worst 10% (3 lowest scoring patches)	37.1	87.0	15.5



Aardenburg Imaging & Archives

75.4color/92.1tone



Original Print Colors
(measured before light exposure)



Colors after 90 Megalux-hours
light exposure

Epson Stylus Pro 9600, Epson OEM (K2 Ultrachrome) ink, Crane Museo Silver Rag 300gsm

90 Mlux-hrs Light Exposure (i.e., after) Compared to Original Print Colors (i.e., before)

				L*		a*		b*	
Column/row	Color Patch	I*Color	ΔE	Before	After	Before	After	Before	After
A1	dark Skin	70.9	7.3	41.7	43.7	10.9	10.6	19.5	12.5
B1	light Skin	28.9	17.2	66.2	69.3	12.6	13.5	19.3	2.4
C1	blue sky	85.4	4.2	52.8	55.2	-9.7	-8.6	-17.3	-20.5
D1	foliage	75.6	7.0	42.1	44.0	-9.7	-9.3	23.6	16.9
E1	blue flower	89.3	3.6	58.0	60.5	2.6	2.9	-19.3	-21.8
F1	bluish green	63.4	10.7	69.9	72.2	-27.1	-23.3	-1.3	-11.0
A2	orange	81.1	14.0	64.4	67.0	34.3	30.2	61.5	48.3
B2	purplish blue	97.4	2.7	46.0	48.2	-0.5	-1.3	-42.0	-40.6
C2	moderate red	65.7	17.4	55.3	57.4	41.3	40.3	26.3	9.0
D2	purple	99.0	1.9	34.6	36.4	14.4	14.1	-16.4	-17.0
E2	yellow green	80.7	12.5	68.9	72.0	-17.7	-18.3	57.4	45.3
F2	orange yellow	82.5	13.2	71.0	74.0	16.1	12.1	68.7	56.5
A3	blue	96.2	2.8	33.7	35.2	1.2	-0.7	-48.0	-46.8
B3	green	80.0	10.2	53.1	55.7	-33.4	-33.2	33.1	23.2
C3	red	84.9	9.3	46.5	47.9	46.6	45.2	34.0	24.9
D3	yellow	86.9	11.1	78.0	80.7	4.9	1.2	78.3	68.2
E3	magenta	89.7	5.3	56.8	58.6	42.6	41.8	-9.8	-14.7
F3	cyan	92.1	3.9	54.9	57.1	-24.2	-22.6	-23.4	-26.1
A4	white	100.0	0.9	94.0	94.8	-0.7	-0.3	-0.5	-0.3
B4	neutral 8	31.1	7.4	77.7	80.0	-2.7	-0.6	0.4	-6.3
C4	neutral 6.5	12.9	9.1	65.7	68.1	-2.7	-1.1	4.4	-4.3
D4	neutral 5	60.3	4.7	49.6	51.6	-0.6	-0.2	4.6	0.4
E4	neutral 3.5	85.0	2.4	35.7	37.2	-2.5	-2.3	4.0	2.1
F4	black	98.0	1.1	22.6	23.5	-1.1	-1.1	2.9	2.3
A5	paper white	100.0	0.3	97.0	96.9	0.0	0.0	1.6	1.3
B5	skin highlight L*=89	30.9	12.6	86.4	87.9	9.4	10.1	14.6	2.1
C5	skin highlight L*=75	38.7	21.1	77.7	80.0	22.0	21.7	25.1	4.1
D5	skin shadow L*=25	92.0	2.4	27.9	28.6	11.5	11.2	18.6	16.4
E5	skin shadow L*=11	71.6	3.4	15.2	14.1	7.6	9.1	3.3	6.1
F5	Max Black	92.5	1.8	10.4	9.1	-0.4	0.3	-3.0	-2.0

Summary Results	I*Color	I*tone	ΔE
Average Score for all patches	75.4	92.1	7.4
Average Score for the Worst 10% (3 lowest scoring patches)	24.2	85.6	18.6

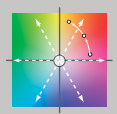

Aardenburg Imaging & Archives

72.2color/91.5tone



Original Print Colors
(measured before light exposure)



Colors after 100 Megalux-hours
light exposure

Epson Stylus Pro 9600, Epson OEM (K2 Ultrachrome) ink,
Crane Museo Silver Rag 300gsm

100 Mlux-hrs Light Exposure (i.e., after) Compared to Original Print Colors (i.e., before)

				L*		a*		b*	
Column/row	Color Patch	I*Color	ΔE	Before	After	Before	After	Before	After
A1	dark Skin	66.2	8.3	41.7	43.8	10.9	10.7	19.5	11.5
B1	light Skin	19.7	19.3	66.2	69.5	12.6	13.9	19.3	0.3
C1	blue sky	83.3	4.7	52.8	55.5	-9.7	-8.4	-17.3	-20.9
D1	foliage	71.8	7.9	42.1	44.2	-9.7	-9.2	23.6	15.9
E1	blue flower	87.6	4.0	58.0	60.8	2.6	3.1	-19.3	-22.1
F1	bluish green	59.5	11.8	69.9	72.4	-27.1	-22.8	-1.3	-11.9
A2	orange	77.6	16.5	64.4	67.3	34.3	30.1	61.5	45.8
B2	purplish blue	97.7	2.8	46.0	48.4	-0.5	-1.2	-42.0	-40.7
C2	moderate red	60.6	19.9	55.3	57.7	41.3	40.5	26.3	6.5
D2	purple	99.0	2.2	34.6	36.7	14.4	14.0	-16.4	-17.0
E2	yellow green	77.3	14.6	68.9	72.5	-17.7	-18.2	57.4	43.2
F2	orange yellow	78.8	15.9	71.0	74.4	16.1	11.9	68.7	53.8
A3	blue	96.4	2.8	33.7	35.5	1.2	-0.7	-48.0	-46.9
B3	green	76.7	11.8	53.1	56.0	-33.4	-33.0	33.1	21.6
C3	red	82.2	10.9	46.5	48.2	46.6	45.3	34.0	23.3
D3	yellow	84.4	13.1	78.0	81.1	4.9	1.1	78.3	66.1
E3	magenta	88.1	6.1	56.8	59.0	42.6	42.1	-9.8	-15.4
F3	cyan	90.8	4.4	54.9	57.4	-24.2	-22.5	-23.4	-26.5
A4	white	99.1	1.1	94.0	95.0	-0.7	-0.2	-0.5	-0.3
B4	neutral 8	24.5	8.1	77.7	80.4	-2.7	-0.3	0.4	-6.9
C4	neutral 6.5	2.3	10.2	65.7	68.5	-2.7	-0.9	4.4	-5.3
D4	neutral 5	54.5	5.3	49.6	51.9	-0.6	-0.1	4.6	-0.2
E4	neutral 3.5	82.9	2.7	35.7	37.5	-2.5	-2.2	4.0	1.9
F4	black	96.2	1.5	22.6	23.8	-1.1	-1.1	2.9	2.1
A5	paper white	100.0	0.3	97.0	97.2	0.0	0.0	1.6	1.4
B5	skin highlight L*=89	24.5	13.7	86.4	88.3	9.4	10.4	14.6	1.0
C5	skin highlight L*=75	30.8	23.8	77.7	80.4	22.0	22.2	25.1	1.5
D5	skin shadow L*=25	89.3	3.0	27.9	29.0	11.5	11.2	18.6	15.8
E5	skin shadow L*=11	71.7	3.3	15.2	14.2	7.6	9.1	3.3	6.1
F5	Max Black	92.1	1.7	10.4	9.3	-0.4	0.4	-3.0	-2.0

Summary Results	I*Color	I*tone	ΔE
Average Score for all patches	72.2	91.5	8.4
Average Score for the Worst 10% (3 lowest scoring patches)	15.5	84.1	21.0



Aardenburg Imaging & Archives

68.6color/91.1tone



Original Print Colors
(measured before light exposure)



Colors after 110 Megalux-hours
light exposure

Epson Stylus Pro 9600, Epson OEM (K2 Ultrachrome) ink,
Crane Museo Silver Rag 300gsm

110 Mlux-hrs Light Exposure (i.e., after) Compared to Original Print Colors (i.e., before)

				L*		a*		b*	
Column/row	Color Patch	I*Color	ΔE	Before	After	Before	After	Before	After
A1	dark Skin	61.3	9.4	41.7	43.9	10.9	10.9	19.5	10.4
B1	light Skin	11.1	21.3	66.2	69.7	12.6	14.3	19.3	-1.6
C1	blue sky	81.1	5.1	52.8	55.6	-9.7	-8.2	-17.3	-21.3
D1	foliage	67.9	9.0	42.1	44.3	-9.7	-9.0	23.6	14.9
E1	blue flower	86.0	4.3	58.0	60.9	2.6	3.2	-19.3	-22.4
F1	bluish green	55.1	12.9	69.9	72.5	-27.1	-22.3	-1.3	-13.0
A2	orange	73.3	19.6	64.4	67.6	34.3	30.0	61.5	42.7
B2	purplish blue	97.4	3.0	46.0	48.6	-0.5	-1.2	-42.0	-40.6
C2	moderate red	55.3	22.5	55.3	57.9	41.3	41.0	26.3	3.9
D2	purple	96.8	2.4	34.6	36.7	14.4	14.4	-16.4	-17.6
E2	yellow green	73.5	16.8	68.9	72.7	-17.7	-18.0	57.4	41.0
F2	orange yellow	74.9	18.5	71.0	74.6	16.1	11.8	68.7	51.0
A3	blue	96.6	2.8	33.7	35.5	1.2	-0.6	-48.0	-46.9
B3	green	73.4	13.4	53.1	56.2	-33.4	-32.7	33.1	20.1
C3	red	79.3	12.6	46.5	48.3	46.6	45.4	34.0	21.6
D3	yellow	81.3	15.5	78.0	81.3	4.9	1.0	78.3	63.6
E3	magenta	86.7	6.8	56.8	59.1	42.6	42.3	-9.8	-16.1
F3	cyan	89.6	4.8	54.9	57.5	-24.2	-22.2	-23.4	-26.8
A4	white	98.0	1.3	94.0	95.1	-0.7	0.0	-0.5	-0.4
B4	neutral 8	16.7	8.9	77.7	80.5	-2.7	0.2	0.4	-7.5
C4	neutral 6.5	-9.6	11.3	65.7	68.5	-2.7	-0.5	4.4	-6.3
D4	neutral 5	47.6	6.0	49.6	52.0	-0.6	0.1	4.6	-0.8
E4	neutral 3.5	78.8	3.1	35.7	37.5	-2.5	-2.1	4.0	1.5
F4	black	94.9	1.6	22.6	23.8	-1.1	-1.0	2.9	2.0
A5	paper white	100.0	0.3	97.0	97.2	0.0	0.0	1.6	1.4
B5	skin highlight L*=89	18.2	14.8	86.4	88.4	9.4	10.7	14.6	0.0
C5	skin highlight L*=75	24.5	25.9	77.7	80.5	22.0	22.6	25.1	-0.6
D5	skin shadow L*=25	86.7	3.6	27.9	29.0	11.5	11.3	18.6	15.2
E5	skin shadow L*=11	70.2	3.5	15.2	14.3	7.6	9.3	3.3	6.2
F5	Max Black	91.7	1.7	10.4	9.3	-0.4	0.4	-3.0	-2.0

Summary Results	I*Color	I*tone	ΔE
Average Score for all patches	68.6	91.1	9.4
Average Score for the Worst 10% (3 lowest scoring patches)	6.0	83.4	23.2



Aardenburg Imaging & Archives

65.1 color / 90.7 tone



Original Print Colors
(measured before light exposure)



Colors after 120 Megalux-hours
light exposure

Epson Stylus Pro 9600, Epson OEM (K2 Ultrachrome) ink,
Crane Museo Silver Rag 300gsm

120 Mlux-hrs Light Exposure (i.e., after) Compared to Original Print Colors (i.e., before)

				L*		a*		b*	
Column/row	Color Patch	I*Color	ΔE	Before	After	Before	After	Before	After
A1	dark Skin	56.1	10.6	41.7	44.1	10.9	11.1	19.5	9.2
B1	light Skin	2.7	23.2	66.2	69.8	12.6	14.6	19.3	-3.6
C1	blue sky	78.8	5.6	52.8	55.8	-9.7	-8.0	-17.3	-21.7
D1	foliage	64.2	9.9	42.1	44.4	-9.7	-8.8	23.6	14.0
E1	blue flower	84.3	4.7	58.0	61.0	2.6	3.4	-19.3	-22.7
F1	bluish green	50.6	14.2	69.9	72.7	-27.1	-21.7	-1.3	-14.0
A2	orange	68.3	23.1	64.4	67.9	34.3	29.9	61.5	39.1
B2	purplish blue	97.7	3.1	46.0	48.7	-0.5	-1.1	-42.0	-40.7
C2	moderate red	49.7	25.2	55.3	58.0	41.3	41.4	26.3	1.2
D2	purple	96.5	2.6	34.6	36.9	14.4	14.3	-16.4	-17.7
E2	yellow green	69.7	19.1	68.9	72.9	-17.7	-17.8	57.4	38.7
F2	orange yellow	70.5	21.7	71.0	74.9	16.1	11.7	68.7	47.8
A3	blue	96.6	2.9	33.7	35.6	1.2	-0.6	-48.0	-47.0
B3	green	69.6	15.1	53.1	56.5	-33.4	-32.4	33.1	18.3
C3	red	76.1	14.4	46.5	48.4	46.6	45.5	34.0	19.8
D3	yellow	77.9	18.2	78.0	81.5	4.9	0.9	78.3	60.9
E3	magenta	85.2	7.4	56.8	59.2	42.6	42.3	-9.8	-16.7
F3	cyan	88.4	5.2	54.9	57.6	-24.2	-22.0	-23.4	-27.2
A4	white	97.1	1.4	94.0	95.1	-0.7	0.1	-0.5	-0.4
B4	neutral 8	10.0	9.6	77.7	80.8	-2.7	0.5	0.4	-8.1
C4	neutral 6.5	-20.2	12.3	65.7	68.6	-2.7	-0.2	4.4	-7.3
D4	neutral 5	41.1	6.6	49.6	52.2	-0.6	0.2	4.6	-1.4
E4	neutral 3.5	75.8	3.4	35.7	37.7	-2.5	-2.0	4.0	1.2
F4	black	93.7	1.7	22.6	23.9	-1.1	-1.0	2.9	1.9
A5	paper white	100.0	0.3	97.0	97.2	0.0	0.0	1.6	1.4
B5	skin highlight L*=89	13.2	15.7	86.4	88.5	9.4	10.9	14.6	-0.9
C5	skin highlight L*=75	18.8	27.8	77.7	80.6	22.0	23.0	25.1	-2.5
D5	skin shadow L*=25	83.8	4.2	27.9	29.2	11.5	11.3	18.6	14.6
E5	skin shadow L*=11	67.7	3.7	15.2	14.2	7.6	9.4	3.3	6.4
F5	Max Black	89.8	1.8	10.4	9.3	-0.4	0.5	-3.0	-1.8

Summary Results	I*Color	I*tone	ΔE
Average Score for all patches	65.1	90.7	10.5
Average Score for the Worst 10% (3 lowest scoring patches)	-2.5	82.3	25.4



Aardenburg Imaging & Archives

59.7 color / 89.7 tone



Original Print Colors
(measured before light exposure)



Colors after 140 Megalux-hours
light exposure

Epson Stylus Pro 9600, Epson OEM (K2 Ultrachrome) ink, Crane Museo Silver Rag 300gsm

140 Mlux-hrs Light Exposure (i.e., after) Compared to Original Print Colors (i.e., before)

				L*		a*		b*	
Column/row	Color Patch	I*Color	ΔE	Before	After	Before	After	Before	After
A1	dark Skin	47.6	12.5	41.7	44.3	10.9	11.5	19.5	7.3
B1	light Skin	-8.6	25.8	66.2	70.1	12.6	15.4	19.3	-6.1
C1	blue sky	76.1	6.2	52.8	56.0	-9.7	-7.7	-17.3	-22.2
D1	foliage	57.0	11.7	42.1	44.7	-9.7	-8.5	23.6	12.2
E1	blue flower	82.9	5.0	58.0	61.2	2.6	3.7	-19.3	-22.9
F1	bluish green	44.7	15.8	69.9	72.9	-27.1	-20.6	-1.3	-15.3
A2	orange	59.7	29.2	64.4	68.3	34.3	30.2	61.5	32.9
B2	purplish blue	97.1	3.4	46.0	48.9	-0.5	-1.0	-42.0	-40.4
C2	moderate red	41.0	29.5	55.3	58.3	41.3	42.2	26.3	-3.1
D2	purple	96.6	2.8	34.6	37.1	14.4	14.4	-16.4	-17.6
E2	yellow green	61.6	23.9	68.9	73.3	-17.7	-17.0	57.4	33.9
F2	orange yellow	61.7	27.9	71.0	75.4	16.1	11.9	68.7	41.5
A3	blue	96.5	3.0	33.7	35.8	1.2	-0.6	-48.0	-46.8
B3	green	62.2	18.6	53.1	56.9	-33.4	-31.7	33.1	14.9
C3	red	69.2	18.4	46.5	48.7	46.6	45.8	34.0	15.8
D3	yellow	70.9	23.7	78.0	82.1	4.9	0.9	78.3	55.3
E3	magenta	83.8	8.0	56.8	59.4	42.6	42.5	-9.8	-17.4
F3	cyan	86.6	5.8	54.9	57.8	-24.2	-21.5	-23.4	-27.6
A4	white	93.6	1.7	94.0	95.3	-0.7	0.3	-0.5	-0.1
B4	neutral 8	1.8	10.5	77.7	81.3	-2.7	1.3	0.4	-8.6
C4	neutral 6.5	-33.0	13.5	65.7	68.9	-2.7	0.5	4.4	-8.4
D4	neutral 5	31.1	7.6	49.6	52.4	-0.6	0.6	4.6	-2.3
E4	neutral 3.5	69.9	4.0	35.7	37.9	-2.5	-1.8	4.0	0.7
F4	black	89.9	2.0	22.6	24.1	-1.1	-0.9	2.9	1.5
A5	paper white	100.0	0.1	97.0	97.1	0.0	0.0	1.6	1.6
B5	skin highlight L*=89	7.1	16.8	86.4	88.7	9.4	11.2	14.6	-1.9
C5	skin highlight L*=75	11.3	30.3	77.7	80.6	22.0	23.7	25.1	-5.0
D5	skin shadow L*=25	77.2	5.6	27.9	29.2	11.5	11.4	18.6	13.1
E5	skin shadow L*=11	66.6	3.8	15.2	14.1	7.6	9.4	3.3	6.5
F5	Max Black	90.1	1.9	10.4	9.1	-0.4	0.6	-3.0	-1.9

Summary Results	I*Color	I*tone	ΔE
Average Score for all patches	59.7	89.7	12.3
Average Score for the Worst 10% (3 lowest scoring patches)	-13.3	79.5	29.7



Aardenburg Imaging & Archives

55.6color/89.2tone



Original Print Colors
(measured before light exposure)



Colors after 160 Megalux-hours
light exposure

Epson Stylus Pro 9600, Epson OEM (K2 Ultrachrome) ink,
Crane Museo Silver Rag 300gsm

160 Mlux-hrs Light Exposure (i.e., after) Compared to Original Print Colors (i.e., before)

				L*		a*		b*	
Column/row	Color Patch	I*Color	ΔE	Before	After	Before	After	Before	After
A1	dark Skin	39.8	14.3	41.7	44.7	10.9	11.9	19.5	5.6
B1	light Skin	-16.2	27.6	66.2	70.2	12.6	15.9	19.3	-7.8
C1	blue sky	75.6	6.3	52.8	56.2	-9.7	-7.4	-17.3	-22.1
D1	foliage	50.3	13.4	42.1	44.9	-9.7	-8.0	23.6	10.5
E1	blue flower	84.4	5.0	58.0	61.5	2.6	3.9	-19.3	-22.5
F1	bluish green	41.3	16.7	69.9	73.1	-27.1	-19.7	-1.3	-15.9
A2	orange	49.6	36.2	64.4	68.7	34.3	30.8	61.5	25.7
B2	purplish blue	95.3	4.0	46.0	49.1	-0.5	-1.2	-42.0	-39.6
C2	moderate red	34.1	32.9	55.3	58.6	41.3	43.2	26.3	-6.4
D2	purple	94.6	3.1	34.6	37.2	14.4	14.7	-16.4	-18.0
E2	yellow green	53.6	28.8	68.9	73.7	-17.7	-16.0	57.4	29.0
F2	orange yellow	52.8	34.1	71.0	75.8	16.1	12.5	68.7	35.1
A3	blue	96.0	3.3	33.7	35.9	1.2	-0.7	-48.0	-46.5
B3	green	55.5	21.8	53.1	57.1	-33.4	-30.7	33.1	11.8
C3	red	62.6	22.2	46.5	49.0	46.6	46.3	34.0	11.9
D3	yellow	62.9	30.0	78.0	82.4	4.9	1.5	78.3	48.9
E3	magenta	83.7	8.1	56.8	59.7	42.6	42.7	-9.8	-17.4
F3	cyan	86.5	5.9	54.9	57.9	-24.2	-21.2	-23.4	-27.4
A4	white	85.1	2.3	94.0	95.3	-0.7	0.5	-0.5	1.0
B4	neutral 8	2.5	10.5	77.7	81.6	-2.7	2.0	0.4	-8.1
C4	neutral 6.5	-40.2	14.2	65.7	68.9	-2.7	1.1	4.4	-8.9
D4	neutral 5	25.1	8.2	49.6	52.6	-0.6	0.8	4.6	-2.9
E4	neutral 3.5	65.5	4.4	35.7	38.0	-2.5	-1.6	4.0	0.3
F4	black	88.1	2.3	22.6	24.3	-1.1	-0.8	2.9	1.4
A5	paper white	94.1	1.1	97.0	97.0	0.0	0.0	1.6	2.6
B5	skin highlight L*=89	8.4	16.6	86.4	88.8	9.4	11.5	14.6	-1.7
C5	skin highlight L*=75	8.1	31.3	77.7	80.7	22.0	24.1	25.1	-6.0
D5	skin shadow L*=25	71.3	6.9	27.9	29.4	11.5	11.7	18.6	11.8
E5	skin shadow L*=11	69.4	3.5	15.2	14.4	7.6	9.5	3.3	6.1
F5	Max Black	88.7	1.8	10.4	9.6	-0.4	0.7	-3.0	-1.9

Summary Results	I*Color	I*tone	ΔE
Average Score for all patches	55.6	89.2	13.9
Average Score for the Worst 10% (3 lowest scoring patches)	-18.0	77.6	34.4



Aardenburg Imaging & Archives

51.0color/88.2tone



Original Print Colors
(measured before light exposure)



Colors after 180 Megalux-hours
light exposure

Epson Stylus Pro 9600, Epson OEM (K2 Ultrachrome) ink,
Crane Museo Silver Rag 300gsm

180 Mlux-hrs Light Exposure (i.e., after) Compared to Original Print Colors (i.e., before)

				L*		a*		b*	
Column/row	Color Patch	I*Color	ΔE	Before	After	Before	After	Before	After
A1	dark Skin	33.0	15.8	41.7	44.9	10.9	12.1	19.5	4.1
B1	light Skin	-24.0	29.4	66.2	70.4	12.6	16.4	19.3	-9.5
C1	blue sky	71.6	7.2	52.8	56.5	-9.7	-7.0	-17.3	-22.8
D1	foliage	44.7	14.9	42.1	45.1	-9.7	-7.7	23.6	9.1
E1	blue flower	80.1	5.7	58.0	61.7	2.6	4.2	-19.3	-23.3
F1	bluish green	35.3	18.4	69.9	73.5	-27.1	-18.8	-1.3	-17.3
A2	orange	41.5	42.0	64.4	69.0	34.3	31.2	61.5	19.9
B2	purplish blue	96.4	4.0	46.0	49.4	-0.5	-0.9	-42.0	-40.0
C2	moderate red	28.2	35.8	55.3	58.8	41.3	43.5	26.3	-9.3
D2	purple	93.5	3.5	34.6	37.6	14.4	14.7	-16.4	-18.3
E2	yellow green	46.5	33.0	68.9	74.2	-17.7	-15.4	57.4	24.9
F2	orange yellow	44.7	39.9	71.0	76.3	16.1	12.9	68.7	29.3
A3	blue	96.7	3.2	33.7	36.2	1.2	-0.5	-48.0	-46.8
B3	green	49.3	24.7	53.1	57.5	-33.4	-30.0	33.1	9.0
C3	red	56.3	25.8	46.5	49.2	46.6	46.5	34.0	8.3
D3	yellow	56.0	35.3	78.0	82.9	4.9	1.6	78.3	43.5
E3	magenta	81.6	9.1	56.8	59.9	42.6	42.8	-9.8	-18.3
F3	cyan	83.9	6.8	54.9	58.2	-24.2	-20.6	-23.4	-28.1
A4	white	88.6	2.2	94.0	95.6	-0.7	0.7	-0.5	0.2
B4	neutral 8	-8.6	11.7	77.7	82.2	-2.7	2.7	0.4	-9.0
C4	neutral 6.5	-52.6	15.4	65.7	69.3	-2.7	1.6	4.4	-10.0
D4	neutral 5	15.4	9.1	49.6	52.9	-0.6	1.1	4.6	-3.7
E4	neutral 3.5	59.7	5.0	35.7	38.3	-2.5	-1.5	4.0	-0.2
F4	black	84.6	2.6	22.6	24.4	-1.1	-0.7	2.9	1.0
A5	paper white	100.0	0.2	97.0	97.1	0.0	0.0	1.6	1.7
B5	skin highlight L*=89	1.6	17.8	86.4	89.1	9.4	11.6	14.6	-2.8
C5	skin highlight L*=75	2.9	33.1	77.7	80.9	22.0	24.4	25.1	-7.7
D5	skin shadow L*=25	65.3	8.3	27.9	29.7	11.5	11.8	18.6	10.5
E5	skin shadow L*=11	68.9	3.5	15.2	14.5	7.6	9.6	3.3	6.1
F5	Max Black	89.2	1.7	10.4	9.7	-0.4	0.8	-3.0	-2.0

Summary Results	I*Color	I*tone	ΔE
Average Score for all patches	51.0	88.2	15.5
Average Score for the Worst 10% (3 lowest scoring patches)	-28.4	75.6	39.2



Aardenburg Imaging & Archives

47.9color/87.3tone



Original Print Colors
(measured before light exposure)



Colors after 200 Megalux-hours
light exposure

Epson Stylus Pro 9600, Epson OEM (K2 Ultrachrome) ink,
Crane Museo Silver Rag 300gsm

200 Mlux-hrs Light Exposure (i.e., after) Compared to Original Print Colors (i.e., before)

				L*		a*		b*	
Column/row	Color Patch	I*Color	ΔE	Before	After	Before	After	Before	After
A1	dark Skin	27.6	17.1	41.7	45.5	10.9	12.6	19.5	2.9
B1	light Skin	-27.7	30.3	66.2	70.5	12.6	16.7	19.3	-10.4
C1	blue sky	69.9	7.5	52.8	56.7	-9.7	-6.7	-17.3	-23.1
D1	foliage	39.1	16.3	42.1	45.3	-9.7	-7.4	23.6	7.7
E1	blue flower	80.0	5.9	58.0	62.0	2.6	4.5	-19.3	-23.2
F1	bluish green	32.3	19.3	69.9	73.8	-27.1	-18.0	-1.3	-17.8
A2	orange	34.1	47.2	64.4	69.3	34.3	32.1	61.5	14.6
B2	purplish blue	96.6	4.1	46.0	49.6	-0.5	-0.8	-42.0	-40.1
C2	moderate red	24.1	37.8	55.3	59.1	41.3	44.0	26.3	-11.2
D2	purple	92.6	3.8	34.6	37.8	14.4	14.8	-16.4	-18.5
E2	yellow green	39.8	37.1	68.9	74.5	-17.7	-14.5	57.4	20.9
F2	orange yellow	37.7	44.8	71.0	76.6	16.1	13.4	68.7	24.3
A3	blue	96.7	3.3	33.7	36.3	1.2	-0.5	-48.0	-46.8
B3	green	43.7	27.4	53.1	57.8	-33.4	-29.3	33.1	6.4
C3	red	50.5	29.2	46.5	49.4	46.6	47.2	34.0	4.9
D3	yellow	49.3	40.6	78.0	83.3	4.9	2.1	78.3	38.1
E3	magenta	81.0	9.4	56.8	60.1	42.6	42.9	-9.8	-18.6
F3	cyan	82.8	7.2	54.9	58.4	-24.2	-20.3	-23.4	-28.3
A4	white	86.3	2.5	94.0	95.7	-0.7	0.9	-0.5	0.4
B4	neutral 8	-8.8	11.9	77.7	82.7	-2.7	3.3	0.4	-8.6
C4	neutral 6.5	-57.8	16.0	65.7	69.5	-2.7	2.1	4.4	-10.4
D4	neutral 5	10.5	9.6	49.6	53.0	-0.6	1.3	4.6	-4.2
E4	neutral 3.5	55.7	5.4	35.7	38.4	-2.5	-1.3	4.0	-0.6
F4	black	81.2	2.8	22.6	24.3	-1.1	-0.6	2.9	0.7
A5	paper white	100.0	0.2	97.0	97.1	0.0	0.0	1.6	1.7
B5	skin highlight L*=89	1.5	17.8	86.4	89.4	9.4	11.6	14.6	-2.8
C5	skin highlight L*=75	1.8	33.5	77.7	81.0	22.0	24.6	25.1	-8.1
D5	skin shadow L*=25	60.4	9.3	27.9	29.7	11.5	12.0	18.6	9.5
E5	skin shadow L*=11	67.8	3.7	15.2	14.3	7.6	9.8	3.3	6.1
F5	Max Black	89.0	2.0	10.4	9.2	-0.4	0.9	-3.0	-2.0

Summary Results	I*Color	I*tone	ΔE
Average Score for all patches	47.9	87.3	16.8
Average Score for the Worst 10% (3 lowest scoring patches)	-31.4	73.9	44.2

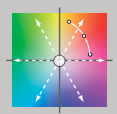

Aardenburg Imaging & Archives

45.4color/86.5tone



Original Print Colors
(measured before light exposure)



Colors after 220 Megalux-hours
light exposure

Epson Stylus Pro 9600, Epson OEM (K2 Ultrachrome) ink,
Crane Museo Silver Rag 300gsm

220 Mlux-hrs Light Exposure (i.e., after) Compared to Original Print Colors (i.e., before)

				L*		a*		b*	
Column/row	Color Patch	I*Color	ΔE	Before	After	Before	After	Before	After
A1	dark Skin	23.5	18.0	41.7	45.5	10.9	12.8	19.5	2.0
B1	light Skin	-30.2	30.8	66.2	70.8	12.6	17.0	19.3	-10.9
C1	blue sky	68.4	7.9	52.8	56.9	-9.7	-6.3	-17.3	-23.2
D1	foliage	34.6	17.5	42.1	45.6	-9.7	-7.1	23.6	6.6
E1	blue flower	79.4	6.2	58.0	62.2	2.6	4.7	-19.3	-23.2
F1	bluish green	29.8	20.0	69.9	74.1	-27.1	-17.4	-1.3	-18.2
A2	orange	27.7	51.7	64.4	69.8	34.3	32.4	61.5	10.1
B2	purplish blue	95.6	4.5	46.0	49.9	-0.5	-0.7	-42.0	-39.7
C2	moderate red	21.6	39.1	55.3	59.4	41.3	44.4	26.3	-12.5
D2	purple	91.2	4.1	34.6	38.0	14.4	15.1	-16.4	-18.7
E2	yellow green	33.9	40.6	68.9	74.8	-17.7	-13.7	57.4	17.4
F2	orange yellow	31.8	49.0	71.0	77.0	16.1	14.0	68.7	20.1
A3	blue	97.2	3.4	33.7	36.5	1.2	-0.2	-48.0	-46.9
B3	green	38.6	29.8	53.1	58.1	-33.4	-28.4	33.1	4.1
C3	red	46.5	31.5	46.5	49.7	46.6	47.4	34.0	2.6
D3	yellow	43.0	45.6	78.0	83.6	4.9	2.6	78.3	33.2
E3	magenta	81.0	9.5	56.8	60.4	42.6	42.9	-9.8	-18.6
F3	cyan	81.6	7.7	54.9	58.7	-24.2	-19.7	-23.4	-28.3
A4	white	85.3	2.6	94.0	95.8	-0.7	1.0	-0.5	0.4
B4	neutral 8	-11.0	12.3	77.7	83.2	-2.7	3.9	0.4	-8.5
C4	neutral 6.5	-61.9	16.4	65.7	69.8	-2.7	2.6	4.4	-10.6
D4	neutral 5	5.6	10.1	49.6	53.2	-0.6	1.5	4.6	-4.6
E4	neutral 3.5	51.8	5.9	35.7	38.7	-2.5	-1.2	4.0	-0.9
F4	black	79.0	3.1	22.6	24.5	-1.1	-0.6	2.9	0.5
A5	paper white	100.0	0.2	97.0	97.2	0.0	0.0	1.6	1.6
B5	skin highlight L*=89	0.9	17.9	86.4	89.5	9.4	11.6	14.6	-2.9
C5	skin highlight L*=75	1.6	33.6	77.7	81.2	22.0	24.4	25.1	-8.2
D5	skin shadow L*=25	56.2	10.3	27.9	29.9	11.5	12.1	18.6	8.6
E5	skin shadow L*=11	71.3	3.3	15.2	14.7	7.6	9.6	3.3	5.8
F5	Max Black	88.6	1.8	10.4	9.5	-0.4	0.9	-3.0	-2.0

Summary Results	I*Color	I*tone	ΔE
Average Score for all patches	45.4	86.5	17.8
Average Score for the Worst 10% (3 lowest scoring patches)	-34.4	72.3	48.8



Aardenburg Imaging & Archives



Original Print Colors
(measured before light exposure)

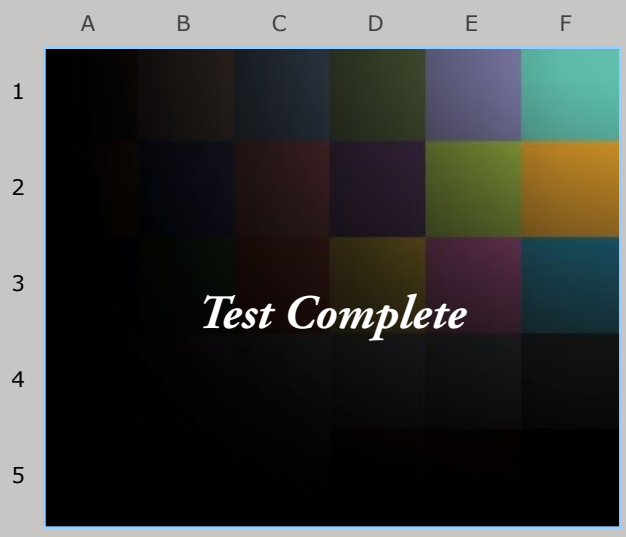

No further updates

Epson Stylus Pro 9600, Epson OEM (K2 Ultrachrome) ink,
Crane Museo Silver Rag 300gsm

Aardenburg Imaging
& Archives