Aardenburg

144



IMAGING & ARCHIVES

Accelerated Light Fading Test Results

Epson R2400 (with IJF Bigfoot CIS), Lyson Cave Paint R24, Red River Polar Matte 60lb. Double Sided

Sample # AaI_20080922_SN003

200 Megalux-hours completed

Conservation Display Rating *	
Lower Exposure Limit (Megalux hours)	Upper Exposure limit (Megalux hours)
24	52

* Please read document **AaI_2009_0118_TA-01.pdf**, "**An Overview of the AaI&A Conservation Display Ratings**", located on the Documents page of the AaI&A website for an explanation of the conservation display ratings.

Document #: AaI_20080922_SN003Lf.pdf Rev: May 04, 2011

Test Print Prepared by: AaI&A Member, category: Amateur

Copyright 2012. This report has been prepared for the exclusive use of members of Aardenburg Imaging & Archives. Members may share this information with other members, friends, colleagues, and individual clients. It may also be distributed to groups for educational purposes (classes, lectures, educational seminars. etc). However, all contents including but not limited to Conservation Display Ratings may not be posted to web sites and may not be reproduced or distributed for corporate research, marketing, or other promotional purposes without written permission from Aardenburg Imaging & Archives.

For more information please contact: info@aardenburg-imaging.com

About this Report

This report contains light fastness information about a single test print produced by a specific digital printing system. "System" refers to all hardware, software, and materials used to make the finished print. The hardware, software, material components, and printmaker's skills contribute to the final image quality and image permanence. The tested sample is made with current or recently discontinued stocks of commercially available products unless otherwise stated. Each sample has been prepared by Aardenburg Imaging & Archives or one of its members in accordance with customary print making practices unless otherwise noted. The sample may also contain additional finishing materials such as overcoats and laminates which are also noted when used. Finally, the sample has been tested under standardized conditions that are defined on the Sample Description page (see page 2). AaI&A makes every effort to ensure but cannot guarantee that the samples are properly identified and documented and that test results are accurate. For this reason, AaI&A also strives to test independently produced sample replicates in order to increase sampling confidence and to provide information on process variability. Please compare the results in this report to replicate test samples when the data become available.

Understanding the Test Results



AaI_StandardColorSet(v2)forSRGB.tif

The magnitude and visual appearance of fading depends not only on the chosen printing system but the chosen image as well. In other words, different images are comprised of different colors, and the fading relationships between those colors dictate how the image will look as it fades. The sample print in this test report was made by reproducing the digital image shown on the left. It contains 30 standard colors. 24 of the colors are colorimetrically matched to the Macbeth ColorChecker™ chart viewed under D50 illumination. The remaining six colors supplement the ColorChecker™ array with four additional skin tone colors, one patch for paper white, and another for maximum black. The additional colors also round out the distribution of L* lightness values in the test target.

Information about the fading characteristics of the product is provided in three ways:

1) ***You can visually assess the fading.*** The target images reproduced in this report are digitally reconstructed from the spectrally measured color data rather than scanning or otherwise reproducing the physical print by conventional techniques. This method ensures a colorimetrically accurate representation of the print appearance as the print fades. A calibrated monitor is recommended to experience the best possible reproduction of the test sample appearance. The side-by-side presentation of the target images simulates looking at the light-exposed print along side a perfect duplicate of the unexposed original print. The "Before/After" Layer mode takes advantage of Adobe Reader Layer technology. Toggle the "Before/After" layer on and off using the layers feature of Adobe Reader to directly switch between the light exposed print colors and the initial print colors for the image located on the right side of each page. Also, use Adobe Reader's full screen mode to cycle through the pages and "animate" the fading.

2) ***I* Color and tonal accuracy scores are reported.*** This report includes I* metric scores that compare the color and tonal relationships of the light exposed samples to the color and tonal relationships existing in the original print prior to light exposure. Perfect I* scores of 100% can be approached when no significant fading occurs. Average scores above 90% generally indicate excellent retention of original quality, 80% good, 70% fair, etc., but your conclusions may vary depending on your image quality requirements. ***I* color*** rates the retained color accuracy (hue and chroma) while ***I* tone*** rates the retained tonal accuracy (lightness and contrast). The score is on a percentile scale where 100% is a perfect match between the comparison image (e.g., "after" light exposure) and the reference image (e.g., "before" any light exposure). 0% ***I* color*** means no color accuracy is left. 0% ***I* tone*** means essentially no tonality remains and all image information content is lost. Negative I* values have significance as well and contribute to the average I* score when they occur. Negative I* color values mean false color has occurred, for example, when a skin tone turns green or a neutral gray becomes distinctly colorful. Negative I* tone scores mean visual contrast between colors has become inverted (i.e., like the tonal relationships in a photographic film negative). Serious image quality problems must arise before false colors and/or tones appear. For more information on the I* metric, please refer to the AaI&A web site.

3) ***Color changes are also reported using the classic color difference model, ΔE.*** Note that ΔE values lose perceptual scaling significance when they become large (e.g., > 15). Also, the ΔE equation does not unambiguously measure changes in image contrast. This limitation is generally not a problem for paints and textiles, but can be a serious oversight when evaluating photographic images. It was a major reason behind the development of the I* metric.

Sample Description

Printer: Epson R2400 (with IJF Bigfoot CIS)
Ink/colorant: Lyson Cave Paint R24
Paper: Red River Polar Matte 60lb. Double Sided

Sample #: AaI_20080922_SN003
Test Print Submission Category: amateur



AaI_StandardColorSet(v2)forSRGB.tif

Test Image: AaI_StandardColorSet(v2)forSRGB.tif
RIP/Driver settings: PSCS3/Epson OEM driver v6.5dAs
Media Setting: "Ultra Premium Presentation Matte", Best photo, ICM off (no color adjustment), using photo black (PK) ink*
Printed: 31-Aug-2008
Original print colors measured on: September 24, 2008
Test started on: October 11, 2008

Profile: n.a. **Rendering Intent:** n.a.
Profile type: substitute (i.e., custom made for this printer/paper combination but using Red River Polar Matte paper with MK ink)**
Profile Creation Software: Xrite

Paper White Color (UV–included versus UV–excluded) and Maximum Printed Black						
Optical Brighteners present? yes	L*		a*		b*	
	UV inc	UV exc	UV inc	UV exc	UV inc	UV exc
Maximum Paper White (no colorants printed)	95.2	95.1	1.4	-0.4	-4.6	-0.2
(1) ΔL*, Δa*, Δb* respectively	0.1		1.8		4.4	
(1) Calculated differences, especially for Δb*, indicate the role and magnitude of fluorescence on original paper color						
Maximum Printed black (UV included)	L* = 25.4		a* = -0.4		b* = -2.3	

Light Source: Phillips Colortone F40T12/C50
Filter/Glazing: Sample framed under Glass***
Light Exposure Cycle: 8 hours on, 4 hours off, twice per 24 hours
Average Illuminance during "on" cycle: 11,836 Lux
Average Temperature: 23.2˚C over full test duration, 24.6˚C during light exposure
Average Relative humidity: 59.1%RH full test period, 59.8%RH during light exposure
CIELAB measurements: D50 2˚ observer, Xrite Gretag/Macbeth Spectrolino/Spectroscan

Replicates/Compare to:

Compare AaI_20080922_SN012 (uses MK black ink)

Notes/Comments:

* Note the use of the photo black (PK) ink rather than the matte black ink (MK) which would be customary for this paper and chosen media setting. The R2400 printer requires manual switching between PK and MK inks. End-users sometimes elect to retain the PK ink for "all-purpose" printing, but maximum blacks are generally weaker. See sample # AaI_20080922_SN012 for the R24–MK test of this printer/paper combination.

** The substituted ICC profile worked surprisingly well. Initial print quality was good.

*** The Phillips Colortone F40T12/C50 fluorescent light source and ordinary glass picture frame glazing yields UVA content and overall spectral power similar to natural 5000˚K daylight entering a window and then striking a print that has been framed by **standard acrylic glazing** rather than ordinary glass. Other light sources and/or different glazing options may yield greater or lesser fade rates (generally, a 2-5x increase in fade rate for direct sunlight compared to UV–excluded sources at the same Lux level). The spectral quality of the light can also affect individual colors differently.

Table to Convert Megalux-hours of Light Exposure to estimated "Years on Display"											
Indoor Light Levels for Print Display		Multiply Mlux-hrs by	Megalux-hours in test									
Light Exposure	**Description**		**10**	**20**	**30**	**40**	**50**	**60**	**70**	**80**	**90**	**100**
≤ 10 Lux 24 hours per day	Interior rooms, storage areas, or hallways without windows, illuminated sparingly by artificial lighting	**11.42**	114	228	342	457	571	685	799	913	1027	1142
50 Lux 12 hours per day	"Museum Standard" display condition	**4.57**	46	91	137	183	228	274	325	365	411	457
120 Lux 12 hours per day "Kodak Display Years" (1)	Average home illumination level for photos is ~ 60 lux. 90% of all displayed photos do not exceed 120 lux (1).	**1.90**	19	38	57	76	95	114	133	152	171	190
228 Lux 12 hours per day	Relatively bright home or office. Note the simple 1:1 relationship between "years on display" and Mlux-hr values at this condition.	**1.00**	10	20	30	40	50	60	70	80	90	100
450 Lux 12 hours per day "WIR Display Years" (2) Also equals 500 lux for 11.8 hours per day	A bright home or commercial office building illumination level is 200-500 lux. Also, good illumination for color critical viewing and color matching tasks begins at about 500 lux.	**0.51**	5	10	15	20	25	30	35	41	46	51
2000 Lux 12 hours per day	Commercial Gallery. Also, critical color evaluation standards call for 2000 lux and a D50 illumination source.	**0.114**	1.1	2.3	3.4	4.6	5.7	6.8	8.0	9.1	10.3	11.4
5000 Lux 12 hours per day	E.g., Sunlight through a window striking print at an angle.	**0.046**	0.5	0.9	1.4	1.8	2.3	2.7	3.2	3.7	4.1	4.6
10,000 Lux 12 hours per day	South-facing window in U.S.A. , e.g., storefront display with photos directly facing window.	**0.023**	0.2	0.5	0.7	0.9	1.1	1.4	1.6	1.8	2.1	2.3

Light levels commonly encountered in the real world fluctuate widely throughout indoor print display environments and produce large variations in how long it takes for artwork to acquire light-induced damage. Use this table as a guide to estimate how many "years on display" (denoted in red text) it takes to accumulate the light exposure test dosage. Review the test results to decide which Megalux-hour dose has caused fading to your level of concern (e.g., just noticeable, easily noticeable, objectionable, etc.). Then choose the print display description that best represents how your print is likely to be displayed. You may want to obtain a lux meter and make some measurements in your own display environment!

Note that as the years of display time increase, light-induced fading can be eclipsed by other serious aging mechanisms such as fading and/or staining caused by heat, humidity, and air pollutants. Mould damage can also occur at high humidity. Even when colorants remain water fast, direct contact with liquids may result in physical deformation and staining of the substrate. Also, temperature and especially humidity cycling can cause physical cracks and/or flaking, etc. Handling damage such as scratching, abrasion, tears and creases, and catastrophic damage by smoke, fire, flood, etc., also degrade print quality over time. Thus, as illumination levels are reduced other forms of degradation take on greater proportion of risk and may appear in shorter time intervals.

(1) Eastman Kodak has cited this exposure condition and 90% confidence limit as a rationale for estimating print fading times of traditional color photo materials in typical home display environments. For recent light fading claims regarding its line of pigment-based inkjet printers, Kodak has adopted the higher level of 450lux/12 hours per day which is also used by Wilhelm Imaging Research, Inc. (See below).

(2) Wilhelm Imaging Research (WIR) has standardized its light fastness ratings on 450 lux for 12 hours per day in order to estimate the years on display necessary to reach "noticeable" fading. This average light exposure condition, an assumed 75°F/60%RH temperature and humidity level, and WIR's visually weighted densitometric endpoint criteria set V3.0 has become a de facto industry standard for most predictive light fading estimates in the absence of a published International Standards Organization (ISO) test standard.

100color/100tone



Original Print Colors
(measured before light exposure)



Colors at Zero Megalux-hours of Light Exposure
(same as original print colors)

Epson R2400 (with IJF Bigfoot CIS), Lyson Cave Paint R24, Red River Polar Matte 60lb. Double Sided

Original Print Colors as Measured and at Start of Test

				L*		a*		b*	
Column/row	Color Patch	I*Color	ΔE	Before	After	Before	After	Before	After
A1	dark Skin	100	0.0	42.6		11.8		10.2	
B1	light Skin	100	0.0	68.7		16.5		12.1	
C1	blue sky	100	0.0	52.4		-5.4		-25.9	
D1	foliage	100	0.0	46.7		-12.9		18.9	
E1	blue flower	100	0.0	57.0		9.2		-29.5	
F1	bluish green	100	0.0	71.6		-28.1		-5.6	
A2	orange	100	0.0	64.3		32.8		51.6	
B2	purplish blue	100	0.0	42.9		8.7		-45.7	
C2	moderate red	100	0.0	53.3		44.1		12.6	
D2	purple	100	0.0	36.8		19.8		-22.7	
E2	yellow green	100	0.0	73.2		-22.0		49.6	
F2	orange yellow	100	0.0	73.6		16.5		62.0	
A3	blue	100	0.0	35.2		9.2		-43.4	
B3	green	100	0.0	55.8		-36.6		26.9	
C3	red	100	0.0	45.6		47.1		19.9	
D3	yellow	100	0.0	80.7		2.2		73.0	
E3	magenta	100	0.0	53.7		46.6		-17.3	
F3	cyan	100	0.0	53.1		-21.8		-28.3	
A4	white	100	0.0	92.7		1.7		-5.8	
B4	neutral 8	100	0.0	81.4		0.7		-6.4	
C4	neutral 6.5	100	0.0	70.3		-0.7		-5.5	
D4	neutral 5	100	0.0	55.1		-0.3		-2.6	
E4	neutral 3.5	100	0.0	41.3		-0.8		-2.6	
F4	black	100	0.0	33.7		-0.7		-3.5	
A5	paper white	100	0.0	95.1		1.5		-6.3	
B5	skin highlight L*=89	100	0.0	86.5		11.8		4.9	
C5	skin highlight L*=75	100	0.0	76.9		18.6		12.8	
D5	skin shadow L*=25	100	0.0	35.7		13.2		10.3	
E5	skin shadow L*=11	100	0.0	30.9		14.8		8.7	
F5	Max Black	100	0.0	25.4		-0.4		-2.3	

Summary Results	I*Color	I*tone	ΔE
	100	100	0.0
Average Score for the Worst 10% (3 lowest scoring patches)	100	100	0.0



Aardenburg Imaging & Archives

96.9 color / 97.5 tone



Original Print Colors
(measured before light exposure)



Colors after 10 Megalux-hours
light exposure

Epson R2400 (with IJF Bigfoot CIS), Lyson Cave Paint R24, Red River Polar Matte 60lb. Double Sided

10 Mlux-hrs Light Exposure (i.e., after) Compared to Original Print Colors (i.e., before)

				L*		a*		b*	
Column/row	Color Patch	I*Color	ΔE	Before	After	Before	After	Before	After
A1	dark Skin	99.8	0.7	42.6	43.0	11.8	11.3	10.2	10.4
B1	light Skin	97.1	1.4	68.7	69.6	16.5	15.4	12.1	12.4
C1	blue sky	95.2	1.9	52.4	53.2	-5.4	-6.8	-25.9	-24.8
D1	foliage	100.0	0.6	46.7	47.2	-12.9	-13.1	18.9	18.6
E1	blue flower	92.7	2.9	57.0	57.9	9.2	7.3	-29.5	-27.5
F1	bluish green	100.0	0.8	71.6	72.3	-28.1	-28.3	-5.6	-6.0
A2	orange	98.8	1.5	64.3	65.1	32.8	31.6	51.6	51.3
B2	purplish blue	94.9	3.0	42.9	43.5	8.7	6.5	-45.7	-43.9
C2	moderate red	99.1	1.1	53.3	53.9	44.1	43.2	12.6	12.9
D2	purple	99.3	0.8	36.8	37.2	19.8	19.1	-22.7	-22.5
E2	yellow green	99.3	1.2	73.2	74.0	-22.0	-22.3	49.6	48.8
F2	orange yellow	98.8	1.6	73.6	74.7	16.5	15.2	62.0	61.8
A3	blue	98.7	1.1	35.2	35.5	9.2	8.2	-43.4	-43.0
B3	green	99.4	1.0	55.8	56.3	-36.6	-37.0	26.9	26.2
C3	red	99.0	1.0	45.6	45.9	47.1	46.6	19.9	19.1
D3	yellow	99.3	1.4	80.7	81.7	2.2	1.3	73.0	72.6
E3	magenta	94.6	3.2	53.7	54.3	46.6	44.9	-17.3	-14.7
F3	cyan	98.8	1.1	53.1	53.7	-21.8	-22.7	-28.3	-28.1
A4	white	88.4	1.8	92.7	93.4	1.7	1.1	-5.8	-4.3
B4	neutral 8	90.5	1.7	81.4	82.3	0.7	-0.1	-6.4	-5.3
C4	neutral 6.5	92.1	1.5	70.3	71.1	-0.7	-1.5	-5.5	-4.5
D4	neutral 5	95.9	1.2	55.1	55.9	-0.3	-1.0	-2.6	-2.0
E4	neutral 3.5	98.5	0.8	41.3	41.8	-0.8	-1.3	-2.6	-2.2
F4	black	100.0	0.5	33.7	33.9	-0.7	-1.0	-3.5	-3.1
A5	paper white	88.0	1.8	95.1	95.9	1.5	1.0	-6.3	-4.7
B5	skin highlight L*=89	92.7	1.8	86.5	87.5	11.8	10.7	4.9	5.8
C5	skin highlight L*=75	96.3	1.7	76.9	78.0	18.6	17.3	12.8	13.2
D5	skin shadow L*=25	100.0	0.4	35.7	36.1	13.2	13.0	10.3	10.0
E5	skin shadow L*=11	100.0	0.4	30.9	31.1	14.8	14.7	8.7	8.4
F5	Max Black	100.0	0.1	25.4	25.4	-0.4	-0.4	-2.3	-2.3

Summary Results	I*Color	I*tone	ΔE
Average Score for all patches	96.9	97.5	1.3
Average Score for the Worst 10% (3 lowest scoring patches)	89.0	96.0	3.0



Aardenburg Imaging & Archives

95.1 color / 97.0 tone



Original Print Colors
(measured before light exposure)



Colors after 20 Megalux-hours
light exposure

Epson R2400 (with IJF Bigfoot CIS), Lyson Cave Paint R24, Red River Polar Matte 60lb. Double Sided

20 Mlux-hrs Light Exposure (i.e., after) Compared to Original Print Colors (i.e., before)

				L*		a*		b*	
Column/row	Color Patch	I*Color	ΔE	Before	After	Before	After	Before	After
A1	dark Skin	99.9	0.8	42.6	43.1	11.8	11.3	10.2	10.2
B1	light Skin	96.3	1.7	68.7	69.8	16.5	15.2	12.1	12.0
C1	blue sky	93.4	2.4	52.4	53.4	-5.4	-7.2	-25.9	-24.5
D1	foliage	98.0	1.1	46.7	47.3	-12.9	-13.0	18.9	18.0
E1	blue flower	89.5	3.9	57.0	58.0	9.2	6.8	-29.5	-26.7
F1	bluish green	97.9	1.4	71.6	72.5	-28.1	-28.0	-5.6	-6.7
A2	orange	97.7	2.2	64.3	65.3	32.8	31.3	51.6	50.4
B2	purplish blue	92.5	4.1	42.9	43.6	8.7	5.7	-45.7	-43.1
C2	moderate red	98.7	1.3	53.3	54.1	44.1	43.0	12.6	12.3
D2	purple	99.1	0.9	36.8	37.2	19.8	19.0	-22.7	-22.5
E2	yellow green	97.0	2.4	73.2	74.2	-22.0	-22.3	49.6	47.5
F2	orange yellow	97.5	2.4	73.6	74.9	16.5	14.9	62.0	60.6
A3	blue	97.7	1.6	35.2	35.5	9.2	7.8	-43.4	-42.7
B3	green	97.2	1.9	55.8	56.5	-36.6	-36.9	26.9	25.1
C3	red	98.1	1.5	45.6	45.9	47.1	46.6	19.9	18.5
D3	yellow	98.0	2.3	80.7	81.9	2.2	1.0	73.0	71.5
E3	magenta	92.4	4.4	53.7	54.5	46.6	44.4	-17.3	-13.7
F3	cyan	98.6	1.2	53.1	53.8	-21.8	-22.8	-28.3	-28.2
A4	white	80.3	2.5	92.7	93.4	1.7	0.9	-5.8	-3.6
B4	neutral 8	87.0	2.0	81.4	82.4	0.7	-0.3	-6.4	-5.0
C4	neutral 6.5	89.3	1.8	70.3	71.3	-0.7	-1.7	-5.5	-4.3
D4	neutral 5	94.5	1.4	55.1	56.0	-0.3	-1.1	-2.6	-2.0
E4	neutral 3.5	97.9	0.9	41.3	41.9	-0.8	-1.3	-2.6	-2.2
F4	black	99.8	0.5	33.7	33.8	-0.7	-1.0	-3.5	-3.1
A5	paper white	77.1	2.8	95.1	95.8	1.5	0.8	-6.3	-3.7
B5	skin highlight L*=89	92.2	1.9	86.5	87.6	11.8	10.5	4.9	5.6
C5	skin highlight L*=75	95.4	2.0	76.9	78.2	18.6	17.1	12.8	12.6
D5	skin shadow L*=25	99.1	0.7	35.7	36.1	13.2	13.0	10.3	9.6
E5	skin shadow L*=11	99.8	0.6	30.9	31.1	14.8	14.8	8.7	8.2
F5	Max Black	100.0	0.1	25.4	25.3	-0.4	-0.4	-2.3	-2.4

Summary Results	I*Color	I*tone	ΔE
Average Score for all patches	95.1	97.0	1.8
Average Score for the Worst 10% (3 lowest scoring patches)	81.5	95.1	4.1



Aardenburg Imaging & Archives

93.5color/96.4tone



Original Print Colors
(measured before light exposure)



Colors after 30 Megalux-hours
light exposure

Epson R2400 (with IJF Bigfoot CIS), Lyson Cave Paint R24,
Red River Polar Matte 60lb. Double Sided

30 Mlux-hrs Light Exposure (i.e., after) Compared to Original Print Colors (i.e., before)

				L*		a*		b*	
Column/row	Color Patch	I*Color	ΔE	Before	After	Before	After	Before	After
A1	dark Skin	98.9	1.0	42.6	43.3	11.8	11.3	10.2	9.7
B1	light Skin	94.8	2.1	68.7	70.1	16.5	15.2	12.1	11.3
C1	blue sky	92.6	2.7	52.4	53.5	-5.4	-7.3	-25.9	-24.4
D1	foliage	95.1	1.8	46.7	47.4	-12.9	-13.0	18.9	17.3
E1	blue flower	87.3	4.6	57.0	58.3	9.2	6.4	-29.5	-26.1
F1	bluish green	93.9	2.5	71.6	72.7	-28.1	-27.7	-5.6	-7.8
A2	orange	96.2	3.1	64.3	65.5	32.8	31.1	51.6	49.3
B2	purplish blue	90.7	4.9	42.9	43.7	8.7	5.1	-45.7	-42.4
C2	moderate red	97.9	1.7	53.3	54.2	44.1	43.0	12.6	11.6
D2	purple	98.9	1.0	36.8	37.4	19.8	19.0	-22.7	-22.5
E2	yellow green	94.0	4.0	73.2	74.4	-22.0	-22.3	49.6	45.9
F2	orange yellow	95.6	3.6	73.6	75.1	16.5	14.6	62.0	59.3
A3	blue	96.7	2.0	35.2	35.6	9.2	7.5	-43.4	-42.4
B3	green	94.4	3.2	55.8	56.7	-36.6	-36.9	26.9	23.8
C3	red	96.8	2.2	45.6	46.1	47.1	46.7	19.9	17.8
D3	yellow	96.2	3.6	80.7	82.1	2.2	0.8	73.0	70.1
E3	magenta	90.8	5.1	53.7	54.6	46.6	44.0	-17.3	-13.0
F3	cyan	98.4	1.4	53.1	54.0	-21.8	-22.8	-28.3	-28.4
A4	white	76.1	2.9	92.7	93.5	1.7	0.8	-5.8	-3.2
B4	neutral 8	87.3	2.1	81.4	82.6	0.7	-0.4	-6.4	-5.1
C4	neutral 6.5	89.2	1.9	70.3	71.5	-0.7	-1.8	-5.5	-4.4
D4	neutral 5	95.0	1.5	55.1	56.2	-0.3	-1.1	-2.6	-2.1
E4	neutral 3.5	97.6	0.9	41.3	41.9	-0.8	-1.3	-2.6	-2.1
F4	black	99.7	0.6	33.7	33.9	-0.7	-1.1	-3.5	-3.1
A5	paper white	70.3	3.4	95.1	95.9	1.5	0.7	-6.3	-3.1
B5	skin highlight L*=89	93.1	1.9	86.5	87.8	11.8	10.4	4.9	4.9
C5	skin highlight L*=75	93.0	2.6	76.9	78.4	18.6	16.9	12.8	11.5
D5	skin shadow L*=25	97.1	1.1	35.7	36.2	13.2	13.1	10.3	9.3
E5	skin shadow L*=11	98.0	0.9	30.9	31.1	14.8	14.9	8.7	7.9
F5	Max Black	100.0	0.1	25.4	25.3	-0.4	-0.4	-2.3	-2.4

Summary Results	I*Color	I*tone	ΔE
Average Score for all patches	93.5	96.4	2.3
Average Score for the Worst 10% (3 lowest scoring patches)	77.9	94.0	4.9



Aardenburg Imaging & Archives

92.1 color / 95.8 tone



Original Print Colors
(measured before light exposure)



Colors after 40 Megalux-hours
light exposure

Epson R2400 (with IJF Bigfoot CIS), Lyson Cave Paint R24, Red River Polar Matte 60lb. Double Sided

40 Mlux-hrs Light Exposure (i.e., after) Compared to Original Print Colors (i.e., before)

				L*		a*		b*	
Column/row	Color Patch	I*Color	ΔE	Before	After	Before	After	Before	After
A1	dark Skin	96.4	1.4	42.6	43.4	11.8	11.5	10.2	9.2
B1	light Skin	91.6	2.7	68.7	70.3	16.5	15.2	12.1	10.3
C1	blue sky	92.5	2.8	52.4	53.7	-5.4	-7.4	-25.9	-24.4
D1	foliage	91.9	2.5	46.7	47.6	-12.9	-12.9	18.9	16.6
E1	blue flower	85.9	5.1	57.0	58.5	9.2	6.2	-29.5	-25.7
F1	bluish green	88.8	3.9	71.6	72.9	-28.1	-27.3	-5.6	-9.2
A2	orange	94.4	4.2	64.3	65.7	32.8	30.9	51.6	48.1
B2	purplish blue	89.4	5.5	42.9	43.9	8.7	4.7	-45.7	-42.0
C2	moderate red	96.6	2.3	53.3	54.4	44.1	43.1	12.6	10.8
D2	purple	99.1	1.0	36.8	37.5	19.8	19.0	-22.7	-22.6
E2	yellow green	90.7	5.8	73.2	74.7	-22.0	-22.3	49.6	44.1
F2	orange yellow	93.3	5.1	73.6	75.4	16.5	14.4	62.0	57.7
A3	blue	96.2	2.2	35.2	35.7	9.2	7.3	-43.4	-42.3
B3	green	91.5	4.5	55.8	57.0	-36.6	-36.8	26.9	22.5
C3	red	95.6	2.8	45.6	46.2	47.1	46.8	19.9	17.2
D3	yellow	94.0	5.2	80.7	82.4	2.2	0.6	73.0	68.4
E3	magenta	89.8	5.7	53.7	54.8	46.6	43.8	-17.3	-12.6
F3	cyan	98.4	1.5	53.1	54.2	-21.8	-22.8	-28.3	-28.7
A4	white	75.1	3.0	92.7	93.5	1.7	0.7	-5.8	-3.1
B4	neutral 8	90.6	1.9	81.4	82.8	0.7	-0.3	-6.4	-5.5
C4	neutral 6.5	91.2	1.9	70.3	71.7	-0.7	-1.8	-5.5	-4.6
D4	neutral 5	96.2	1.5	55.1	56.4	-0.3	-1.1	-2.6	-2.3
E4	neutral 3.5	98.8	1.0	41.3	42.1	-0.8	-1.3	-2.6	-2.3
F4	black	99.8	0.6	33.7	34.0	-0.7	-1.1	-3.5	-3.1
A5	paper white	65.7	3.8	95.1	95.8	1.5	0.6	-6.3	-2.6
B5	skin highlight L*=89	90.2	2.3	86.5	88.0	11.8	10.5	4.9	3.8
C5	skin highlight L*=75	88.1	3.6	76.9	78.7	18.6	17.0	12.8	10.0
D5	skin shadow L*=25	94.7	1.5	35.7	36.3	13.2	13.2	10.3	8.9
E5	skin shadow L*=11	96.1	1.2	30.9	31.1	14.8	15.1	8.7	7.6
F5	Max Black	100.0	0.2	25.4	25.4	-0.4	-0.3	-2.3	-2.5

Summary Results	I*Color	I*tone	ΔE
Average Score for all patches	92.1	95.8	2.9
Average Score for the Worst 10% (3 lowest scoring patches)	75.6	92.8	5.7



Aardenburg Imaging & Archives

90.4 color / 95.1 tone



Original Print Colors
(measured before light exposure)



Colors after 50 Megalux-hours
light exposure

Epson R2400 (with IJF Bigfoot CIS), Lyson Cave Paint R24, Red River Polar Matte 60lb. Double Sided

50 Mlux-hrs Light Exposure (i.e., after) Compared to Original Print Colors (i.e., before)

				L*		a*		b*	
Column/row	Color Patch	I*Color	ΔE	Before	After	Before	After	Before	After
A1	dark Skin	93.7	1.8	42.6	43.6	11.8	11.6	10.2	8.8
B1	light Skin	87.7	3.5	68.7	70.6	16.5	15.3	12.1	9.4
C1	blue sky	92.2	3.0	52.4	53.9	-5.4	-7.5	-25.9	-24.4
D1	foliage	88.7	3.3	46.7	47.8	-12.9	-12.8	18.9	15.9
E1	blue flower	84.7	5.5	57.0	58.7	9.2	6.0	-29.5	-25.4
F1	bluish green	83.6	5.4	71.6	73.1	-28.1	-26.8	-5.6	-10.7
A2	orange	92.3	5.5	64.3	65.9	32.8	30.8	51.6	46.8
B2	purplish blue	88.4	6.0	42.9	44.0	8.7	4.4	-45.7	-41.6
C2	moderate red	95.1	3.0	53.3	54.5	44.1	43.2	12.6	10.1
D2	purple	99.2	1.1	36.8	37.5	19.8	19.0	-22.7	-22.7
E2	yellow green	87.0	7.8	73.2	75.0	-22.0	-22.2	49.6	42.1
F2	orange yellow	90.7	6.7	73.6	75.6	16.5	14.2	62.0	56.0
A3	blue	95.7	2.5	35.2	35.8	9.2	7.1	-43.4	-42.2
B3	green	88.3	6.0	55.8	57.2	-36.6	-36.7	26.9	21.1
C3	red	94.2	3.5	45.6	46.3	47.1	46.9	19.9	16.4
D3	yellow	91.1	7.2	80.7	82.6	2.2	0.4	73.0	66.3
E3	magenta	88.8	6.2	53.7	55.0	46.6	43.6	-17.3	-12.1
F3	cyan	98.3	1.7	53.1	54.3	-21.8	-22.7	-28.3	-28.9
A4	white	74.3	3.1	92.7	93.5	1.7	0.7	-5.8	-3.1
B4	neutral 8	93.4	1.9	81.4	82.9	0.7	-0.3	-6.4	-5.9
C4	neutral 6.5	93.8	1.9	70.3	71.8	-0.7	-1.7	-5.5	-5.0
D4	neutral 5	97.1	1.7	55.1	56.6	-0.3	-1.1	-2.6	-2.6
E4	neutral 3.5	99.2	1.1	41.3	42.2	-0.8	-1.3	-2.6	-2.5
F4	black	100.0	0.6	33.7	34.1	-0.7	-1.1	-3.5	-3.2
A5	paper white	61.5	4.2	95.1	95.8	1.5	0.5	-6.3	-2.2
B5	skin highlight L*=89	83.7	3.1	86.5	88.2	11.8	10.5	4.9	2.6
C5	skin highlight L*=75	81.8	5.0	76.9	78.9	18.6	17.1	12.8	8.4
D5	skin shadow L*=25	91.9	1.9	35.7	36.3	13.2	13.4	10.3	8.4
E5	skin shadow L*=11	94.2	1.5	30.9	31.1	14.8	15.2	8.7	7.3
F5	Max Black	100.0	0.3	25.4	25.4	-0.4	-0.3	-2.3	-2.7

Summary Results	I*Color	I*tone	ΔE
Average Score for all patches	90.4	95.1	3.5
Average Score for the Worst 10% (3 lowest scoring patches)	72.5	91.4	7.3

88.4color/94.8tone



Original Print Colors
(measured before light exposure)



Colors after 60 Megalux-hours
light exposure

Epson R2400 (with IJF Bigfoot CIS), Lyson Cave Paint R24,
Red River Polar Matte 60lb. Double Sided

60 Mlux-hrs Light Exposure (i.e., after) Compared to Original Print Colors (i.e., before)

				L*		a*		b*	
Column/row	Color Patch	I*Color	ΔE	Before	After	Before	After	Before	After
A1	dark Skin	90.8	2.2	42.6	43.7	11.8	11.7	10.2	8.3
B1	light Skin	82.6	4.5	68.7	70.6	16.5	15.4	12.1	8.2
C1	blue sky	92.2	3.0	52.4	53.9	-5.4	-7.5	-25.9	-24.4
D1	foliage	85.0	4.1	46.7	47.8	-12.9	-12.7	18.9	15.0
E1	blue flower	83.6	5.9	57.0	58.7	9.2	5.8	-29.5	-25.1
F1	bluish green	78.4	6.8	71.6	73.1	-28.1	-26.4	-5.6	-12.1
A2	orange	89.9	6.9	64.3	66.0	32.8	30.7	51.6	45.3
B2	purplish blue	87.1	6.6	42.9	44.1	8.7	4.1	-45.7	-41.1
C2	moderate red	93.5	3.7	53.3	54.6	44.1	43.2	12.6	9.2
D2	purple	99.1	1.2	36.8	37.6	19.8	19.0	-22.7	-22.7
E2	yellow green	82.7	10.1	73.2	75.1	-22.0	-22.1	49.6	39.8
F2	orange yellow	87.9	8.5	73.6	75.7	16.5	14.1	62.0	54.1
A3	blue	95.0	2.8	35.2	35.8	9.2	6.9	-43.4	-41.9
B3	green	84.8	7.5	55.8	57.3	-36.6	-36.5	26.9	19.5
C3	red	92.9	4.2	45.6	46.3	47.1	47.0	19.9	15.7
D3	yellow	88.6	9.1	80.7	82.6	2.2	0.2	73.0	64.4
E3	magenta	87.9	6.7	53.7	55.1	46.6	43.4	-17.3	-11.7
F3	cyan	98.2	1.7	53.1	54.3	-21.8	-22.7	-28.3	-29.0
A4	white	73.5	3.1	92.7	93.4	1.7	0.7	-5.8	-3.0
B4	neutral 8	95.1	1.7	81.4	82.8	0.7	-0.2	-6.4	-6.3
C4	neutral 6.5	95.6	1.7	70.3	71.7	-0.7	-1.6	-5.5	-5.3
D4	neutral 5	97.4	1.5	55.1	56.4	-0.3	-1.0	-2.6	-2.8
E4	neutral 3.5	99.4	1.1	41.3	42.2	-0.8	-1.3	-2.6	-2.7
F4	black	100.0	0.6	33.7	34.1	-0.7	-1.1	-3.5	-3.2
A5	paper white	57.6	4.6	95.1	95.6	1.5	0.4	-6.3	-1.9
B5	skin highlight L*=89	77.2	3.7	86.5	88.1	11.8	10.7	4.9	1.7
C5	skin highlight L*=75	75.2	6.4	76.9	78.8	18.6	17.3	12.8	6.8
D5	skin shadow L*=25	89.0	2.4	35.7	36.3	13.2	13.4	10.3	7.9
E5	skin shadow L*=11	91.9	1.9	30.9	31.0	14.8	15.3	8.7	6.9
F5	Max Black	100.0	0.4	25.4	25.3	-0.4	-0.3	-2.3	-2.7

Summary Results	I*Color	I*tone	ΔE
Average Score for all patches	88.4	94.8	4.1
Average Score for the Worst 10% (3 lowest scoring patches)	68.8	90.5	9.2

86.6color/94.2tone



Original Print Colors
(measured before light exposure)



Colors after 70 Megalux-hours
light exposure

Epson R2400 (with IJF Bigfoot CIS), Lyson Cave Paint R24, Red River Polar Matte 60lb. Double Sided

70 Mlux-hrs Light Exposure (i.e., after) Compared to Original Print Colors (i.e., before)

				L*		a*		b*	
Column/row	Color Patch	I*Color	ΔE	Before	After	Before	After	Before	After
A1	dark Skin	88.0	2.7	42.6	43.7	11.8	11.7	10.2	7.9
B1	light Skin	77.7	5.5	68.7	70.8	16.5	15.4	12.1	7.2
C1	blue sky	92.3	3.1	52.4	54.1	-5.4	-7.5	-25.9	-24.5
D1	foliage	81.7	4.8	46.7	48.0	-12.9	-12.6	18.9	14.3
E1	blue flower	82.8	6.1	57.0	58.9	9.2	5.6	-29.5	-24.9
F1	bluish green	73.2	8.4	71.6	73.3	-28.1	-25.8	-5.6	-13.5
A2	orange	87.5	8.4	64.3	66.2	32.8	30.5	51.6	43.7
B2	purplish blue	86.2	7.1	42.9	44.2	8.7	3.8	-45.7	-40.8
C2	moderate red	91.8	4.5	53.3	54.7	44.1	43.2	12.6	8.5
D2	purple	99.3	1.2	36.8	37.7	19.8	19.1	-22.7	-22.8
E2	yellow green	78.6	12.3	73.2	75.4	-22.0	-22.0	49.6	37.5
F2	orange yellow	84.8	10.5	73.6	76.0	16.5	13.8	62.0	52.1
A3	blue	94.6	3.0	35.2	35.9	9.2	6.7	-43.4	-41.9
B3	green	81.6	9.0	55.8	57.5	-36.6	-36.4	26.9	18.0
C3	red	91.5	4.9	45.6	46.3	47.1	47.0	19.9	15.0
D3	yellow	85.5	11.3	80.7	82.9	2.2	-0.1	73.0	62.2
E3	magenta	87.1	7.1	53.7	55.2	46.6	43.2	-17.3	-11.4
F3	cyan	97.8	1.9	53.1	54.5	-21.8	-22.6	-28.3	-29.3
A4	white	74.7	3.0	92.7	93.4	1.7	0.7	-5.8	-3.1
B4	neutral 8	95.7	1.8	81.4	83.0	0.7	-0.1	-6.4	-6.8
C4	neutral 6.5	96.2	1.8	70.3	71.9	-0.7	-1.5	-5.5	-5.7
D4	neutral 5	96.6	1.7	55.1	56.6	-0.3	-1.0	-2.6	-3.1
E4	neutral 3.5	98.8	1.1	41.3	42.3	-0.8	-1.3	-2.6	-2.9
F4	black	100.0	0.6	33.7	34.2	-0.7	-1.1	-3.5	-3.3
A5	paper white	56.9	4.6	95.1	95.6	1.5	0.4	-6.3	-1.8
B5	skin highlight L*=89	70.1	4.6	86.5	88.2	11.8	10.7	4.9	0.7
C5	skin highlight L*=75	68.7	7.9	76.9	79.1	18.6	17.4	12.8	5.3
D5	skin shadow L*=25	86.8	2.8	35.7	36.4	13.2	13.5	10.3	7.6
E5	skin shadow L*=11	90.4	2.2	30.9	31.1	14.8	15.4	8.7	6.7
F5	Max Black	100.0	0.5	25.4	25.4	-0.4	-0.3	-2.3	-2.8

Summary Results	I*Color	I*tone	ΔE
Average Score for all patches	86.6	94.2	4.8
Average Score for the Worst 10% (3 lowest scoring patches)	65.2	89.2	11.4

84.5$_{color}$/93.4$_{tone}$



Original Print Colors
(measured before light exposure)



Colors after 80 Megalux-hours
light exposure

Epson R2400 (with IJF Bigfoot CIS), Lyson Cave Paint R24, Red River Polar Matte 60lb. Double Sided

80 Mlux-hrs Light Exposure (i.e., after) Compared to Original Print Colors (i.e., before)

				L*		a*		b*	
Column/row	Color Patch	I*Color	ΔE	Before	After	Before	After	Before	After
A1	dark Skin	85.2	3.1	42.6	44.0	11.8	11.8	10.2	7.4
B1	light Skin	72.8	6.5	68.7	71.1	16.5	15.5	12.1	6.1
C1	blue sky	92.2	3.2	52.4	54.3	-5.4	-7.6	-25.9	-24.5
D1	foliage	78.4	5.6	46.7	48.2	-12.9	-12.5	18.9	13.5
E1	blue flower	81.9	6.5	57.0	59.2	9.2	5.5	-29.5	-24.7
F1	bluish green	68.5	9.7	71.6	73.6	-28.1	-25.2	-5.6	-14.7
A2	orange	84.7	10.1	64.3	66.5	32.8	30.4	51.6	42.0
B2	purplish blue	85.4	7.5	42.9	44.4	8.7	3.6	-45.7	-40.5
C2	moderate red	90.3	5.2	53.3	54.9	44.1	43.4	12.6	7.7
D2	purple	99.2	1.4	36.8	37.9	19.8	19.0	-22.7	-22.9
E2	yellow green	74.1	14.8	73.2	75.9	-22.0	-21.8	49.6	35.1
F2	orange yellow	81.4	12.8	73.6	76.4	16.5	13.6	62.0	49.9
A3	blue	94.3	3.2	35.2	36.1	9.2	6.6	-43.4	-41.8
B3	green	78.2	10.6	55.8	57.8	-36.6	-36.2	26.9	16.5
C3	red	90.3	5.5	45.6	46.5	47.1	47.2	19.9	14.5
D3	yellow	82.2	13.7	80.7	83.3	2.2	-0.3	73.0	59.8
E3	magenta	86.5	7.4	53.7	55.5	46.6	43.1	-17.3	-11.1
F3	cyan	97.3	2.2	53.1	54.7	-21.8	-22.5	-28.3	-29.6
A4	white	74.2	3.1	92.7	93.6	1.7	0.7	-5.8	-3.1
B4	neutral 8	95.0	2.1	81.4	83.3	0.7	0.0	-6.4	-7.0
C4	neutral 6.5	95.3	2.1	70.3	72.2	-0.7	-1.5	-5.5	-6.0
D4	neutral 5	95.2	2.1	55.1	56.9	-0.3	-0.9	-2.6	-3.3
E4	neutral 3.5	98.0	1.4	41.3	42.5	-0.8	-1.2	-2.6	-3.1
F4	black	100.0	0.8	33.7	34.3	-0.7	-1.1	-3.5	-3.3
A5	paper white	54.6	4.9	95.1	95.9	1.5	0.3	-6.3	-1.6
B5	skin highlight L*=89	64.4	5.4	86.5	88.6	11.8	10.8	4.9	-0.1
C5	skin highlight L*=75	62.7	9.3	76.9	79.5	18.6	17.5	12.8	3.9
D5	skin shadow L*=25	84.5	3.2	35.7	36.5	13.2	13.7	10.3	7.2
E5	skin shadow L*=11	88.7	2.5	30.9	31.2	14.8	15.6	8.7	6.4
F5	Max Black	99.7	0.5	25.4	25.4	-0.4	-0.3	-2.3	-2.9

Summary Results	I*Color	I*tone	ΔE
Average Score for all patches	84.5	93.4	5.5
Average Score for the Worst 10% (3 lowest scoring patches)	60.6	87.8	13.8



Aardenburg Imaging & Archives

82.4$_{color}$/92.8$_{tone}$



Original Print Colors
(measured before light exposure)



Colors after 90 Megalux-hours
light exposure

Epson R2400 (with IJF Bigfoot CIS), Lyson Cave Paint R24,
Red River Polar Matte 60lb. Double Sided

90 Mlux-hrs Light Exposure (i.e., after) Compared to Original Print Colors (i.e., before)

				L*		a*		b*	
Column/row	Color Patch	I*Color	ΔE	Before	After	Before	After	Before	After
A1	dark Skin	82.5	3.5	42.6	44.0	11.8	11.8	10.2	7.0
B1	light Skin	67.6	7.6	68.7	71.2	16.5	15.6	12.1	5.0
C1	blue sky	92.1	3.3	52.4	54.4	-5.4	-7.6	-25.9	-24.5
D1	foliage	74.8	6.5	46.7	48.2	-12.9	-12.3	18.9	12.7
E1	blue flower	80.8	6.9	57.0	59.3	9.2	5.3	-29.5	-24.4
F1	bluish green	63.7	11.1	71.6	73.7	-28.1	-24.6	-5.6	-15.9
A2	orange	81.6	12.0	64.3	66.6	32.8	30.3	51.6	40.1
B2	purplish blue	84.3	8.0	42.9	44.5	8.7	3.2	-45.7	-40.1
C2	moderate red	88.5	6.0	53.3	54.9	44.1	43.4	12.6	6.9
D2	purple	99.3	1.4	36.8	37.9	19.8	19.1	-22.7	-22.9
E2	yellow green	69.2	17.4	73.2	76.1	-22.0	-21.4	49.6	32.4
F2	orange yellow	77.6	15.2	73.6	76.5	16.5	13.5	62.0	47.4
A3	blue	93.7	3.5	35.2	36.1	9.2	6.5	-43.4	-41.5
B3	green	74.5	12.3	55.8	58.0	-36.6	-35.8	26.9	14.8
C3	red	89.1	6.1	45.6	46.5	47.1	47.2	19.9	13.8
D3	yellow	78.5	16.4	80.7	83.5	2.2	-0.4	73.0	57.0
E3	magenta	85.7	7.8	53.7	55.4	46.6	42.8	-17.3	-10.8
F3	cyan	96.7	2.4	53.1	54.7	-21.8	-22.3	-28.3	-29.9
A4	white	73.2	3.2	92.7	93.6	1.7	0.7	-5.8	-3.0
B4	neutral 8	93.4	2.2	81.4	83.3	0.7	0.1	-6.4	-7.3
C4	neutral 6.5	94.4	2.2	70.3	72.2	-0.7	-1.4	-5.5	-6.2
D4	neutral 5	94.0	2.1	55.1	57.0	-0.3	-0.9	-2.6	-3.5
E4	neutral 3.5	98.1	1.4	41.3	42.6	-0.8	-1.2	-2.6	-3.1
F4	black	100.0	0.8	33.7	34.3	-0.7	-1.1	-3.5	-3.2
A5	paper white	51.9	5.1	95.1	95.8	1.5	0.3	-6.3	-1.4
B5	skin highlight L*=89	60.4	5.9	86.5	88.6	11.8	10.8	4.9	-0.6
C5	skin highlight L*=75	57.2	10.5	76.9	79.6	18.6	17.6	12.8	2.7
D5	skin shadow L*=25	82.3	3.5	35.7	36.6	13.2	13.7	10.3	6.9
E5	skin shadow L*=11	87.2	2.7	30.9	31.2	14.8	15.6	8.7	6.1
F5	Max Black	99.8	0.5	25.4	25.4	-0.4	-0.3	-2.3	-2.8

Summary Results	I*Color	I*tone	ΔE
Average Score for all patches	82.4	92.8	6.2
Average Score for the Worst 10% (3 lowest scoring patches)	56.5	86.9	16.4



Aardenburg Imaging & Archives

80.3color/92.3tone



Original Print Colors
(measured before light exposure)



Colors after 100 Megalux-hours
light exposure

Epson R2400 (with IJF Bigfoot CIS), Lyson Cave Paint R24,
Red River Polar Matte 60lb. Double Sided

100 Mlux-hrs Light Exposure (i.e., after) Compared to Original Print Colors (i.e., before)

				L*		a*		b*	
Column/row	Color Patch	I*Color	ΔE	Before	After	Before	After	Before	After
A1	dark Skin	79.8	4.0	42.6	44.1	11.8	11.9	10.2	6.6
B1	light Skin	63.4	8.4	68.7	71.4	16.5	15.7	12.1	4.1
C1	blue sky	92.2	3.4	52.4	54.6	-5.4	-7.6	-25.9	-24.5
D1	foliage	71.2	7.3	46.7	48.4	-12.9	-12.2	18.9	11.9
E1	blue flower	79.9	7.2	57.0	59.5	9.2	5.2	-29.5	-24.1
F1	bluish green	59.6	12.3	71.6	73.8	-28.1	-24.1	-5.6	-17.0
A2	orange	78.7	13.7	64.3	66.8	32.8	30.3	51.6	38.3
B2	purplish blue	83.4	8.4	42.9	44.6	8.7	3.0	-45.7	-39.8
C2	moderate red	87.2	6.6	53.3	55.1	44.1	43.4	12.6	6.3
D2	purple	99.3	1.5	36.8	38.0	19.8	19.1	-22.7	-22.9
E2	yellow green	64.3	20.1	73.2	76.4	-22.0	-21.1	49.6	29.8
F2	orange yellow	73.8	17.6	73.6	76.8	16.5	13.4	62.0	45.0
A3	blue	93.1	3.7	35.2	36.3	9.2	6.3	-43.4	-41.3
B3	green	70.8	14.0	55.8	58.2	-36.6	-35.5	26.9	13.2
C3	red	87.9	6.8	45.6	46.6	47.1	47.2	19.9	13.2
D3	yellow	74.9	19.1	80.7	83.8	2.2	-0.5	73.0	54.4
E3	magenta	85.0	8.2	53.7	55.6	46.6	42.7	-17.3	-10.4
F3	cyan	96.3	2.5	53.1	54.9	-21.8	-22.2	-28.3	-30.1
A4	white	71.8	3.3	92.7	93.6	1.7	0.7	-5.8	-2.8
B4	neutral 8	92.9	2.3	81.4	83.5	0.7	0.1	-6.4	-7.4
C4	neutral 6.5	92.5	2.4	70.3	72.4	-0.7	-1.3	-5.5	-6.5
D4	neutral 5	91.5	2.4	55.1	57.1	-0.3	-0.8	-2.6	-3.8
E4	neutral 3.5	96.6	1.6	41.3	42.7	-0.8	-1.2	-2.6	-3.3
F4	black	100.0	0.8	33.7	34.4	-0.7	-1.0	-3.5	-3.4
A5	paper white	50.8	5.2	95.1	95.9	1.5	0.3	-6.3	-1.3
B5	skin highlight L*=89	57.2	6.4	86.5	88.8	11.8	10.9	4.9	-1.0
C5	skin highlight L*=75	52.8	11.5	76.9	79.8	18.6	17.8	12.8	1.7
D5	skin shadow L*=25	79.9	4.0	35.7	36.7	13.2	13.9	10.3	6.5
E5	skin shadow L*=11	85.2	3.1	30.9	31.2	14.8	15.8	8.7	5.8
F5	Max Black	98.4	0.7	25.4	25.3	-0.4	-0.2	-2.3	-3.0

Summary Results	I*Color	I*tone	ΔE
Average Score for all patches	80.3	92.3	6.9
Average Score for the Worst 10% (3 lowest scoring patches)	53.6	85.6	18.9



Aardenburg Imaging & Archives

76.8color/91.2tone



Original Print Colors
(measured before light exposure)



Colors after 120 Megalux-hours
light exposure

Epson R2400 (with IJF Bigfoot CIS), Lyson Cave Paint R24, Red River Polar Matte 60lb. Double Sided

120 Mlux-hrs Light Exposure (i.e., after) Compared to Original Print Colors (i.e., before)

				L*		a*		b*	
Column/row	Color Patch	I*Color	ΔE	Before	After	Before	After	Before	After
A1	dark Skin	75.1	4.8	42.6	44.4	11.8	12.1	10.2	5.9
B1	light Skin	56.2	9.9	68.7	71.7	16.5	16.0	12.1	2.7
C1	blue sky	91.9	3.6	52.4	54.8	-5.4	-7.6	-25.9	-24.5
D1	foliage	64.6	8.8	46.7	48.6	-12.9	-11.9	18.9	10.4
E1	blue flower	77.9	7.8	57.0	59.7	9.2	5.0	-29.5	-23.6
F1	bluish green	54.1	13.8	71.6	73.9	-28.1	-23.3	-5.6	-18.4
A2	orange	72.6	17.5	64.3	67.3	32.8	30.3	51.6	34.6
B2	purplish blue	81.7	9.2	42.9	44.9	8.7	2.6	-45.7	-39.1
C2	moderate red	84.8	7.7	53.3	55.4	44.1	43.5	12.6	5.2
D2	purple	99.6	1.6	36.8	38.3	19.8	19.2	-22.7	-22.9
E2	yellow green	54.3	25.6	73.2	76.8	-22.0	-20.1	49.6	24.4
F2	orange yellow	65.8	22.8	73.6	77.2	16.5	13.4	62.0	39.8
A3	blue	92.2	4.1	35.2	36.4	9.2	6.0	-43.4	-41.0
B3	green	63.2	17.4	55.8	58.6	-36.6	-34.7	26.9	9.8
C3	red	85.5	8.0	45.6	46.7	47.1	47.5	19.9	12.0
D3	yellow	66.9	24.9	80.7	84.2	2.2	-0.4	73.0	48.5
E3	magenta	83.4	9.0	53.7	55.9	46.6	42.4	-17.3	-9.7
F3	cyan	95.8	2.8	53.1	55.0	-21.8	-22.1	-28.3	-30.3
A4	white	67.2	3.7	92.7	93.6	1.7	0.5	-5.8	-2.4
B4	neutral 8	93.6	2.3	81.4	83.5	0.7	0.0	-6.4	-7.2
C4	neutral 6.5	91.4	2.5	70.3	72.5	-0.7	-1.3	-5.5	-6.7
D4	neutral 5	88.4	2.6	55.1	57.2	-0.3	-0.7	-2.6	-4.2
E4	neutral 3.5	94.7	1.8	41.3	42.8	-0.8	-1.1	-2.6	-3.5
F4	black	100.0	0.8	33.7	34.4	-0.7	-1.0	-3.5	-3.4
A5	paper white	45.6	5.7	95.1	95.6	1.5	0.1	-6.3	-0.8
B5	skin highlight L*=89	55.2	6.6	86.5	88.7	11.8	10.7	4.9	-1.2
C5	skin highlight L*=75	46.8	12.8	76.9	79.9	18.6	17.9	12.8	0.3
D5	skin shadow L*=25	75.4	4.7	35.7	36.7	13.2	14.1	10.3	5.7
E5	skin shadow L*=11	81.7	3.7	30.9	31.2	14.8	16.0	8.7	5.3
F5	Max Black	97.3	0.8	25.4	25.5	-0.4	-0.2	-2.3	-3.1

Summary Results	I*Color	I*tone	ΔE
Average Score for all patches	76.8	91.2	8.3
Average Score for the Worst 10% (3 lowest scoring patches)	48.9	83.5	24.4



Aardenburg Imaging & Archives

73.8color/90.2tone



Original Print Colors
(measured before light exposure)



Colors after 140 Megalux-hours
light exposure

Epson R2400 (with IJF Bigfoot CIS), Lyson Cave Paint R24,
Red River Polar Matte 60lb. Double Sided

140 Mlux-hrs Light Exposure (i.e., after) Compared to Original Print Colors (i.e., before)

				L*		a*		b*	
Column/row	Color Patch	I*Color	ΔE	Before	After	Before	After	Before	After
A1	dark Skin	71.0	5.4	42.6	44.5	11.8	12.2	10.2	5.2
B1	light Skin	51.5	11.0	68.7	72.1	16.5	16.0	12.1	1.7
C1	blue sky	91.3	3.9	52.4	55.2	-5.4	-7.7	-25.9	-24.3
D1	foliage	58.6	10.2	46.7	48.9	-12.9	-11.6	18.9	9.0
E1	blue flower	75.9	8.6	57.0	60.2	9.2	4.7	-29.5	-23.0
F1	bluish green	50.1	15.0	71.6	74.2	-28.1	-22.6	-5.6	-19.4
A2	orange	66.9	21.0	64.3	67.7	32.8	30.2	51.6	31.0
B2	purplish blue	80.1	10.1	42.9	45.2	8.7	2.1	-45.7	-38.5
C2	moderate red	82.9	8.6	53.3	55.6	44.1	43.5	12.6	4.3
D2	purple	99.8	1.8	36.8	38.5	19.8	19.2	-22.7	-22.9
E2	yellow green	44.9	30.7	73.2	77.5	-22.0	-19.0	49.6	19.4
F2	orange yellow	58.1	27.7	73.6	77.9	16.5	13.4	62.0	34.8
A3	blue	91.6	4.5	35.2	36.6	9.2	5.8	-43.4	-40.9
B3	green	56.0	20.7	55.8	59.1	-36.6	-33.9	26.9	6.6
C3	red	83.7	8.9	45.6	47.1	47.1	47.8	19.9	11.1
D3	yellow	59.1	30.7	80.7	84.9	2.2	-0.4	73.0	42.8
E3	magenta	82.0	9.8	53.7	56.3	46.6	42.1	-17.3	-9.1
F3	cyan	95.0	3.2	53.1	55.3	-21.8	-21.9	-28.3	-30.6
A4	white	64.6	4.0	92.7	93.8	1.7	0.4	-5.8	-2.2
B4	neutral 8	94.4	2.6	81.4	83.8	0.7	0.0	-6.4	-7.1
C4	neutral 6.5	90.6	2.9	70.3	72.9	-0.7	-1.2	-5.5	-6.8
D4	neutral 5	85.9	3.1	55.1	57.6	-0.3	-0.6	-2.6	-4.4
E4	neutral 3.5	92.8	2.1	41.3	43.1	-0.8	-1.0	-2.6	-3.7
F4	black	100.0	1.0	33.7	34.6	-0.7	-1.0	-3.5	-3.5
A5	paper white	43.0	6.0	95.1	95.9	1.5	0.1	-6.3	-0.5
B5	skin highlight L*=89	54.4	6.9	86.5	89.2	11.8	10.4	4.9	-1.3
C5	skin highlight L*=75	43.6	13.7	76.9	80.5	18.6	17.7	12.8	-0.4
D5	skin shadow L*=25	71.7	5.4	35.7	37.0	13.2	14.3	10.3	5.2
E5	skin shadow L*=11	78.7	4.2	30.9	31.4	14.8	16.2	8.7	4.8
F5	Max Black	96.4	0.9	25.4	25.5	-0.4	-0.1	-2.3	-3.1

Summary Results	I*Color	I*tone	ΔE
Average Score for all patches	73.8	90.2	9.5
Average Score for the Worst 10% (3 lowest scoring patches)	43.9	81.4	29.7



71.5 color / 89.1 tone



Original Print Colors
(measured before light exposure)



Colors after 160 Megalux-hours
light exposure

Epson R2400 (with IJF Bigfoot CIS), Lyson Cave Paint R24,
Red River Polar Matte 60lb. Double Sided

160 Mlux-hrs Light Exposure (i.e., after) Compared to Original Print Colors (i.e., before)

				L*		a*		b*	
Column/row	Color Patch	I*Color	ΔE	Before	After	Before	After	Before	After
A1	dark Skin	68.0	6.0	42.6	44.9	11.8	12.3	10.2	4.8
B1	light Skin	48.7	11.6	68.7	72.3	16.5	16.0	12.1	1.1
C1	blue sky	90.7	4.2	52.4	55.5	-5.4	-7.8	-25.9	-24.1
D1	foliage	53.6	11.4	46.7	49.2	-12.9	-11.3	18.9	7.9
E1	blue flower	74.2	9.2	57.0	60.5	9.2	4.5	-29.5	-22.5
F1	bluish green	48.3	15.6	71.6	74.3	-28.1	-22.4	-5.6	-19.8
A2	orange	62.0	24.1	64.3	68.2	32.8	30.2	51.6	28.0
B2	purplish blue	78.7	10.7	42.9	45.5	8.7	1.8	-45.7	-37.9
C2	moderate red	81.9	9.2	53.3	55.9	44.1	43.5	12.6	3.8
D2	purple	100.0	2.0	36.8	38.8	19.8	19.3	-22.7	-22.8
E2	yellow green	37.0	35.0	73.2	77.8	-22.0	-17.9	49.6	15.2
F2	orange yellow	51.5	32.0	73.6	78.3	16.5	13.7	62.0	30.5
A3	blue	90.8	4.8	35.2	36.8	9.2	5.6	-43.4	-40.5
B3	green	49.6	23.7	55.8	59.5	-36.6	-32.9	26.9	3.8
C3	red	81.9	9.9	45.6	47.2	47.1	47.8	19.9	10.2
D3	yellow	51.9	35.9	80.7	85.3	2.2	0.0	73.0	37.5
E3	magenta	80.6	10.6	53.7	56.6	46.6	41.9	-17.3	-8.4
F3	cyan	95.0	3.4	53.1	55.6	-21.8	-21.9	-28.3	-30.6
A4	white	61.9	4.3	92.7	93.8	1.7	0.4	-5.8	-1.9
B4	neutral 8	95.0	2.7	81.4	84.0	0.7	-0.1	-6.4	-6.8
C4	neutral 6.5	91.5	3.0	70.3	73.1	-0.7	-1.3	-5.5	-6.7
D4	neutral 5	84.1	3.4	55.1	57.8	-0.3	-0.5	-2.6	-4.6
E4	neutral 3.5	91.7	2.4	41.3	43.3	-0.8	-1.0	-2.6	-3.8
F4	black	100.0	1.1	33.7	34.8	-0.7	-1.0	-3.5	-3.5
A5	paper white	40.5	6.2	95.1	95.9	1.5	0.1	-6.3	-0.3
B5	skin highlight L*=89	55.1	6.8	86.5	89.3	11.8	10.2	4.9	-1.1
C5	skin highlight L*=75	42.4	14.0	76.9	80.7	18.6	17.5	12.8	-0.7
D5	skin shadow L*=25	68.3	6.0	35.7	37.1	13.2	14.4	10.3	4.6
E5	skin shadow L*=11	76.0	4.7	30.9	31.5	14.8	16.4	8.7	4.4
F5	Max Black	95.1	1.0	25.4	25.6	-0.4	-0.2	-2.3	-3.3

Summary Results	I*Color	I*tone	ΔE
Average Score for all patches	71.5	89.1	10.5
Average Score for the Worst 10% (3 lowest scoring patches)	39.9	79.8	34.3



Aardenburg Imaging & Archives

69.1 color / 88.0 tone



Original Print Colors
(measured before light exposure)



Colors after 180 Megalux-hours
light exposure

Epson R2400 (with IJF Bigfoot CIS), Lyson Cave Paint R24, Red River Polar Matte 60lb. Double Sided

180 Mlux-hrs Light Exposure (i.e., after) Compared to Original Print Colors (i.e., before)

				L*		a*		b*	
Column/row	Color Patch	I*Color	ΔE	Before	After	Before	After	Before	After
A1	dark Skin	64.4	6.6	42.6	45.1	11.8	12.4	10.2	4.2
B1	light Skin	45.0	12.4	68.7	72.6	16.5	15.9	12.1	0.4
C1	blue sky	90.7	4.5	52.4	55.8	-5.4	-7.8	-25.9	-24.2
D1	foliage	47.9	12.7	46.7	49.4	-12.9	-11.0	18.9	6.7
E1	blue flower	73.2	9.6	57.0	60.9	9.2	4.4	-29.5	-22.2
F1	bluish green	45.9	16.3	71.6	74.5	-28.1	-22.1	-5.6	-20.4
A2	orange	56.6	27.4	64.3	68.6	32.8	30.2	51.6	24.7
B2	purplish blue	77.7	11.3	42.9	45.9	8.7	1.4	-45.7	-37.6
C2	moderate red	80.4	9.9	53.3	56.2	44.1	43.4	12.6	3.2
D2	purple	100.0	2.3	36.8	39.0	19.8	19.4	-22.7	-22.8
E2	yellow green	29.1	39.3	73.2	78.3	-22.0	-16.9	49.6	11.0
F2	orange yellow	44.6	36.4	73.6	78.9	16.5	13.8	62.0	26.1
A3	blue	90.3	5.2	35.2	37.0	9.2	5.4	-43.4	-40.4
B3	green	42.9	26.7	55.8	59.9	-36.6	-32.1	26.9	0.8
C3	red	80.2	10.8	45.6	47.3	47.1	47.9	19.9	9.3
D3	yellow	44.9	41.1	80.7	85.8	2.2	0.3	73.0	32.3
E3	magenta	79.9	11.0	53.7	56.9	46.6	41.7	-17.3	-8.1
F3	cyan	94.5	3.7	53.1	55.9	-21.8	-21.9	-28.3	-30.8
A4	white	64.1	4.1	92.7	93.9	1.7	0.3	-5.8	-2.2
B4	neutral 8	93.6	3.0	81.4	84.2	0.7	-0.2	-6.4	-7.0
C4	neutral 6.5	89.0	3.3	70.3	73.3	-0.7	-1.3	-5.5	-6.9
D4	neutral 5	80.9	3.7	55.1	58.0	-0.3	-0.5	-2.6	-4.9
E4	neutral 3.5	89.3	2.7	41.3	43.5	-0.8	-0.9	-2.6	-4.1
F4	black	100.0	1.2	33.7	34.9	-0.7	-1.0	-3.5	-3.6
A5	paper white	43.3	5.9	95.1	95.9	1.5	0.0	-6.3	-0.6
B5	skin highlight L*=89	52.3	7.3	86.5	89.5	11.8	9.9	4.9	-1.4
C5	skin highlight L*=75	40.1	14.6	76.9	81.1	18.6	17.2	12.8	-1.2
D5	skin shadow L*=25	64.8	6.5	35.7	37.2	13.2	14.6	10.3	4.1
E5	skin shadow L*=11	73.3	5.1	30.9	31.6	14.8	16.6	8.7	3.9
F5	Max Black	93.8	1.1	25.4	25.6	-0.4	-0.1	-2.3	-3.4

Summary Results	I*Color	I*tone	ΔE
Average Score for all patches	69.1	88.0	11.5
Average Score for the Worst 10% (3 lowest scoring patches)	37.3	78.2	39.0



Aardenburg Imaging & Archives

67.2color/87.2tone



Original Print Colors
(measured before light exposure)



Colors after 200 Megalux-hours
light exposure

Epson R2400 (with IJF Bigfoot CIS), Lyson Cave Paint R24, Red River Polar Matte 60lb. Double Sided

200 Mlux-hrs Light Exposure (i.e., after) Compared to Original Print Colors (i.e., before)

				L*		a*		b*	
Column/row	Color Patch	I*Color	ΔE	Before	After	Before	After	Before	After
A1	dark Skin	61.9	7.0	42.6	45.2	11.8	12.5	10.2	3.8
B1	light Skin	43.7	12.7	68.7	72.8	16.5	15.9	12.1	0.1
C1	blue sky	89.6	4.8	52.4	56.0	-5.4	-7.9	-25.9	-23.9
D1	foliage	43.3	13.8	46.7	49.6	-12.9	-10.7	18.9	5.6
E1	blue flower	71.4	10.3	57.0	61.3	9.2	4.2	-29.5	-21.7
F1	bluish green	45.4	16.4	71.6	74.6	-28.1	-21.8	-5.6	-20.5
A2	orange	51.9	30.2	64.3	68.9	32.8	30.4	51.6	21.8
B2	purplish blue	76.3	12.0	42.9	46.1	8.7	1.1	-45.7	-37.0
C2	moderate red	79.6	10.3	53.3	56.4	44.1	43.3	12.6	2.8
D2	purple	100.0	2.4	36.8	39.2	19.8	19.5	-22.7	-22.6
E2	yellow green	22.2	43.1	73.2	78.6	-22.0	-15.7	49.6	7.4
F2	orange yellow	38.1	40.6	73.6	79.2	16.5	14.1	62.0	21.8
A3	blue	89.6	5.5	35.2	37.2	9.2	5.3	-43.4	-40.1
B3	green	36.5	29.6	55.8	60.2	-36.6	-31.0	26.9	-1.9
C3	red	78.7	11.5	45.6	47.4	47.1	48.1	19.9	8.6
D3	yellow	37.8	46.3	80.7	86.2	2.2	1.0	73.0	27.1
E3	magenta	78.7	11.6	53.7	57.2	46.6	41.5	-17.3	-7.5
F3	cyan	94.8	3.7	53.1	56.0	-21.8	-21.9	-28.3	-30.7
A4	white	60.8	4.4	92.7	93.9	1.7	0.3	-5.8	-1.9
B4	neutral 8	94.2	3.1	81.4	84.3	0.7	-0.3	-6.4	-6.6
C4	neutral 6.5	91.3	3.4	70.3	73.4	-0.7	-1.3	-5.5	-6.6
D4	neutral 5	80.8	3.8	55.1	58.2	-0.3	-0.4	-2.6	-4.9
E4	neutral 3.5	88.5	2.8	41.3	43.6	-0.8	-0.9	-2.6	-4.2
F4	black	100.0	1.3	33.7	34.9	-0.7	-1.0	-3.5	-3.6
A5	paper white	40.3	6.2	95.1	95.9	1.5	0.0	-6.3	-0.3
B5	skin highlight L*=89	53.6	7.2	86.5	89.7	11.8	9.6	4.9	-1.2
C5	skin highlight L*=75	40.2	14.6	76.9	81.3	18.6	16.9	12.8	-1.1
D5	skin shadow L*=25	62.2	7.0	35.7	37.3	13.2	14.8	10.3	3.6
E5	skin shadow L*=11	70.9	5.5	30.9	31.5	14.8	16.8	8.7	3.6
F5	Max Black	93.7	1.1	25.4	25.5	-0.4	-0.1	-2.3	-3.4

Summary Results	I*Color	I*tone	ΔE
Average Score for all patches	67.2	87.2	12.4
Average Score for the Worst 10% (3 lowest scoring patches)	32.2	76.8	43.3



Aardenburg Imaging & Archives



Original Print Colors
(measured before light exposure)

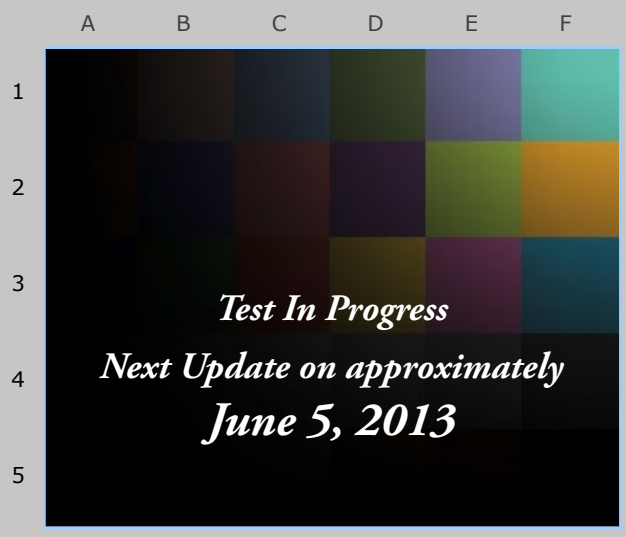

Next update is for 250 Megalux-hours
light exposure

Epson R2400 (with IJF Bigfoot CIS), Lyson Cave Paint R24,
Red River Polar Matte 60lb. Double Sided

Aardenburg Imaging
& Archives