Aardenburg
144



IMAGING & ARCHIVES

Tested System:
ID#:297

Printer: Epson Stylus Pro 9800

Inks/Colorants: Epson OEM (K3 Ultrachrome)

Media: Lexjet Sunset Matte Canvas

Coating(s): no additional coating

Sample #: AaI_20091008_SN005

Testing Status: 160 Megalux hours total light exposure

Testing Is ongoing, next update on approximately OCT 05, 2014

Conservation Display Rating (CDR)

Lower limit: 6.7 Megalux hours (for weakest 10% of the color patches)
Upper limit: 22 Megalux hours (for average of all the color patches)

Note: a CDR with narrow range (typically less than 2:1) indicates relatively even overall fading of the image. A wide range indicates faster fading in certain local colors/tones prior to general fading of most colors/tones in the entire image. Compare ratings for different systems directly and/or use the table on page 2 to estimate time (years) on display.

* Please read document AaI_2009_0118_TA-01.pdf, **"An Overview of the AaI&A Conservation Display Ratings"**, located on the Documents page of the AaI&A website for furhter explanation of the Conservation display ratings.

This report has been prepared for the exclusive use of members of Aardenburg Imaging & Archives. Members may share this information with other members, friends, colleagues, and individual clients. It may also be distributed to groups for educational purposes (classes, lectures, educational seminars. etc). However, all contents including but not limited to Conservation Display Ratings may not be posted to web sites and may not be reproduced or distributed for corporate research, marketing, or other promotional purposes without written permission from Aardenburg Imaging & Archives.

copyright ©2014

http://www.aardenburg-imaging.com

Aardenburg Imaging
& Archives

About this Report

This report contains light fastness information about a sample test print produced by a specific digital printing system. "System" refers to all hardware, software, and materials used to make the finished print. The hardware, software, material components, and printmaker's skills contribute to the final image quality and image permanence. The tested sample is made with current or recently discontinued stocks of commercially available products unless otherwise stated. Each sample has been prepared by Aardenburg Imaging & Archives or one of its members in accordance with customary print making practices unless otherwise noted. The sample may also contain additional finishing materials such as overcoats and laminates which are also noted when used. Finally, the sample has been tested under standardized conditions that are defined on the Sample Description page (see page 4). AaI&A makes every effort to ensure but cannot guarantee that the samples are properly identified and documented and that test results are accurate. For this reason, AaI&A also strives to test independently produced sample replicates in order to increase sampling confidence and to provide information on process variability. Please compare the results in this report to replicate test samples when the data become available.

Understanding this Report



The magnitude and visual appearance of fading depends not only on the chosen printing system but the chosen image as well. In other words, different images are comprised of different colors, and the fading relationships between those colors dictate how the image will look as it fades. The sample print in this test report was made by reproducing the digital image shown on the left. It contains 30 standard colors. 24 of the colors are colorimetrically matched to the Macbeth ColorChecker™ chart viewed under D50 illumination. The remaining six colors supplement the ColorChecker™ array with four additional skin tone colors, one patch for paper white, and another for maximum black. The additional colors also round out the distribution of CIELAB L* (lightness) values in the test target.

Information about the fading characteristics of the product is provided in three ways:

1) You can visually assess the fading. The target images reproduced in this report are digitally reconstructed from the spectrally measured color data rather than scanning or otherwise reproducing the physical print by conventional techniques. This method ensures a colorimetrically accurate representation of the print appearance as the print fades. A calibrated monitor is recommended to experience the best possible reproduction of the test sample appearance. The side-by-side "before and after" presentation of the target images simulates looking at a perfect copy of the unexposed original print along side the same print after light exposure. You can also use Adobe Reader's full screen mode to cycle through the pages and "animate" the fading.

2) I* Color and tonal accuracy scores are reported. This report includes I* metric scores that compare the color and tonal relationships of the light exposed samples to the color and tonal relationships existing in the original print prior to light exposure. Perfect I* scores of 100% can be approached when no significant fading occurs. Average scores above 90% generally indicate excellent retention of original quality, 80% good, 70% fair, etc., but your conclusions may vary depending on your image quality requirements. I* color rates the retained color accuracy (hue and chroma) while I* tone rates the retained tonal accuracy (lightness and contrast). The score is on a percentile scale where 100% is a perfect match between the comparison image (e.g., "after" light exposure) and the reference image (e.g., "before" any light exposure). 0% I* color means no color accuracy is left. 0% I* tone means essentially no tonality remains and all image information content is lost. Negative I* values have significance as well and contribute to the average I* score when they occur. Negative I* color values mean false color has occurred, for example, when a skin tone turns green or a neutral gray becomes distinctly colorful. Negative I* tone scores mean visual contrast between colors has become inverted (i.e., like the tonal relationships in a photographic film negative). Serious image quality problems must arise before false colors and/or tones appear. For more information on the I* metric, please refer to the AaI&A web site.

3) Color changes are also reported using the classic color difference model, ΔE. Note that ΔE values lose perceptual scaling significance when they become large (e.g., > 15). Also, the ΔE equation does not unambiguously measure changes in image contrast. This limitation is generally not a problem for paints and textiles, but can be a serious oversight when evaluating photographic images. Properly tracking changes in image contrast was a major reason behind the development of the I* metric.

Table to Convert Megalux-hours of Light Exposure to estimated "Years on Display"											
Indoor Light Levels for Print Display		Multiply Mlux-hrs by	Megalux-hours in test								
Light Exposure	**Description**		**10**	**20**	**30**	**40**	**50**	**60**	**70**	**80**	**90**	**100**
≤ 10 Lux 24 hours per day	Interior rooms, storage areas, or hallways without windows, illuminated sparingly by artificial lighting	**11.4**	**114**	**228**	**342**	**457**	**571**	**685**	**799**	**913**	**1027**	**1142**
50 Lux 12 hours per day	"Museum Standard" display condition	**4.6**	**46**	**91**	**137**	**183**	**228**	**274**	**325**	**365**	**411**	**457**
120 Lux 12 hours per day "Kodak Display Years" (1)	Average home illumination level for photos is ~ 60 lux. 90% of all displayed photos do not exceed 120 lux (1).	**1.9**	**19**	**38**	**57**	**76**	**95**	**114**	**133**	**152**	**171**	**190**
228 Lux 12 hours per day	Relatively bright home or office. Note the simple 1:1 relationship between "years on display" and Mlux-hr values at this condition.	**1.0**	**10**	**20**	**30**	**40**	**50**	**60**	**70**	**80**	**90**	**100**
450 Lux 12 hours per day "WIR Display Years" (2) Also equals 500 lux for 11.8 hours per day	A bright home or commercial office building illumination level is 200-500 lux. Also, good illumination for color critical viewing and color matching tasks begins at about 500 lux.	**0.5**	**5**	**10**	**15**	**20**	**25**	**30**	**35**	**41**	**46**	**51**

Light levels commonly encountered in the real world fluctuate widely throughout indoor print display environments and produce large variations in how long it takes for artwork to acquire light-induced damage. Use this table as a guide to estimate how many "years on display" (denoted in red text) it takes to accumulate the light exposure test dosage. Review the test results to decide which Megalux-hour dose has caused fading to your level of concern (e.g., just noticeable, easily noticeable, objectionable, etc.). Then choose the print display description that best represents how your print is likely to be displayed. You may want to obtain a lux meter and make some measurements in your own display environment!

Note that as the years of display time increase, light-induced fading can be eclipsed by other serious aging mechanisms such as fading and/or staining caused by heat, humidity, and air pollutants. Mould damage can also occur at high humidity. Even when colorants remain water fast, direct contact with liquids may result in physical deformation and staining of the substrate. Also, temperature and especially humidity cycling can cause physical cracks and/or flaking, etc. Handling damage such as scratching, abrasion, tears and creases, and catastrophic damage by smoke, fire, flood, etc., also degrade print quality over time. Thus, as illumination levels are reduced other forms of degradation take on greater proportion of risk and may appear in shorter time intervals.

(1) Eastman Kodak cited this exposure condition with a 90% confidence limit as a rationale for estimating print fading times of traditional color photo materials in typical home display environments. For light fading claims regarding its newer line of pigment-based inkjet printers, Kodak adopted the higher level of 450lux/12 hours per day which is also used by Wilhelm Imaging Research, Inc. (See below).

(2) Wilhelm Imaging Research (WIR) standardized its light fastness ratings on 450 lux for 12 hours per day in order to estimate the years on display necessary to reach "easily noticeable" fading. This average daily light exposure dose (at 75˚F/60%RH assumed temperature and humidity levels) used in conjunction with WIR's visually weighted densitometric endpoint criteria set V3.0 became a de facto industry standard during the first decade of the 21st century in the absence of a published International Standards Organization (ISO) test standard. However, the WIR V3.0 visual criteria set used to predict "easily noticeable fade" was designed for traditional 20th century silver–halide color photofinishing processes. It is not well suited to the evaluation of modern digital media. Nevertheless, the WIR assumed daily light exposure dose is one of many commonly encountered light exposure conditions existing within the range of real world picture display locations.

Sample Description

Sample # **AaI_20091008_SN005** **Batch #:** I1a
Printer: Epson Stylus Pro 9800
Ink: Epson OEM (K3 Ultrachrome)
Media: Lexjet Sunset Matte Canvas
Coating(s): no additional coating

Test Print Prepared by: AaI&A member
Printed: October 8, 2009
Initial Print colors measured September 19, 2010
Test Started: September 19, 2010

Test Image: AaI_StandardColorSet(v2)forSRGB.tif
RIP?Driver settings: Colorbyte ImagePrint v6.1, 1440 8 pass high speed

Media Setting canvas, 1440 8 pass high speed, KCMYCM Pigment, (MK matte black used)

Profile: 9800MKlexjet.icc **Rendering** n.a.
Profile type: custom

Paper White Color (UV-included versus UV-excluded)

Optical Brighteners Present? *yes (high)*	**L***		**a***		**b***	
Media Whitepoint Color	UV inc	UV exc	UV inc	UV exc	UV inc	UV exc
	97.4	97.4	1.5	-0.3	-5.7	1.4
	UV-inc/UV-exc ΔL*, Δa*, Δb* respectively					
	0.0		1.9		7.1	
	Calculated differences, especially for Δb, indicate the role and magnitude of fluorescence on original paper color*					

Maximum Printed Black	**L***	**a***	**b***	Optical Density (Dmax)
	21.2	0.6	1.7	1.48

Light source: Phillips Colortone F40T12/C50 – 5000˚K full spectrum fluorescent. Color rendering Index (CRI) =92), soda lime glass filtered
Light Exposure Cycle: 8 hours on, 4 hours off, twice per 24 hours
CIELAB measurements: D50 2˚ observer, Xrite Gretag/Macbeth Spectrolino/Spectroscan

Average Illuminance during "on" cycle: 11254 Lux
Average Temperature: 23.3˚C over full test duration, 24.7˚C during light exposure.
Average Relative humidity: 56.7%RH over full test duration, 56.5%RH during light exposure.

Notes/Comments:

Graphs:

Epson Stylus Pro 9800, Epson OEM (K3 Ultrachrome), Lexjet Sunset Matte Canvas, no additional coating

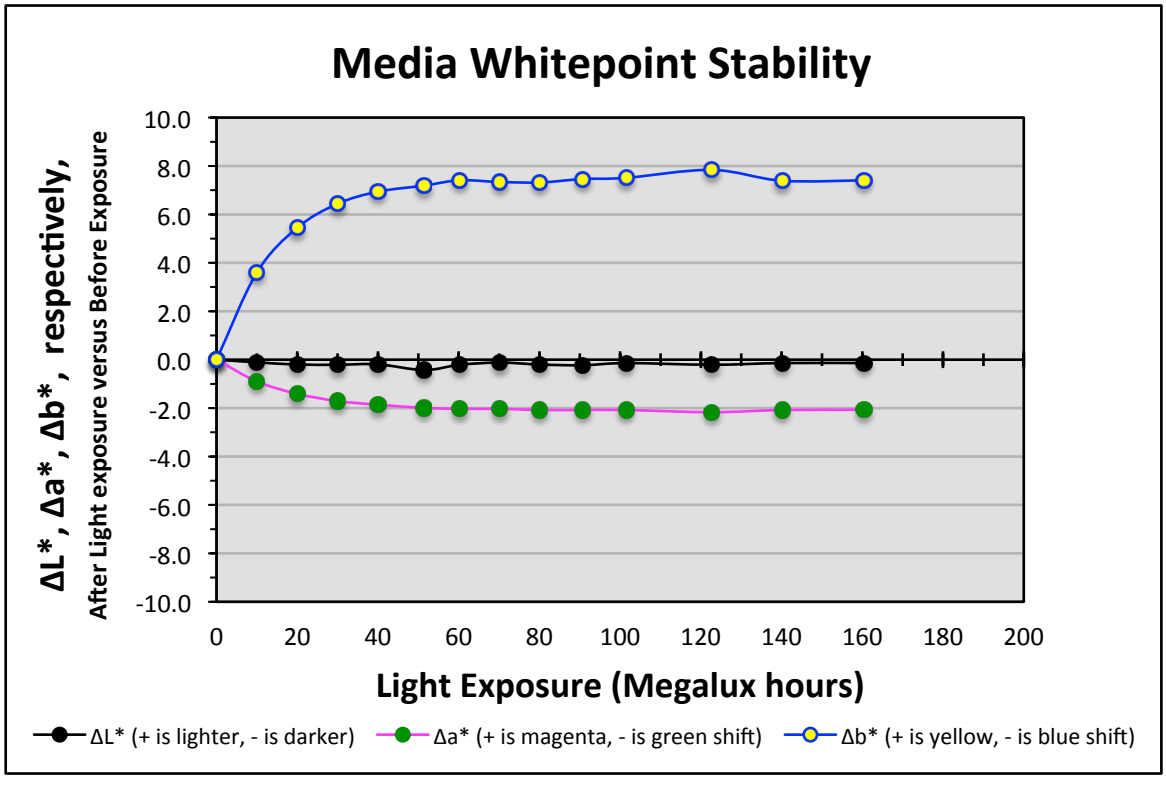

Epson Stylus Pro 9800, Epson OEM (K3 Ultrachrome), Lexjet Sunset Matte Canvas, no additional coating

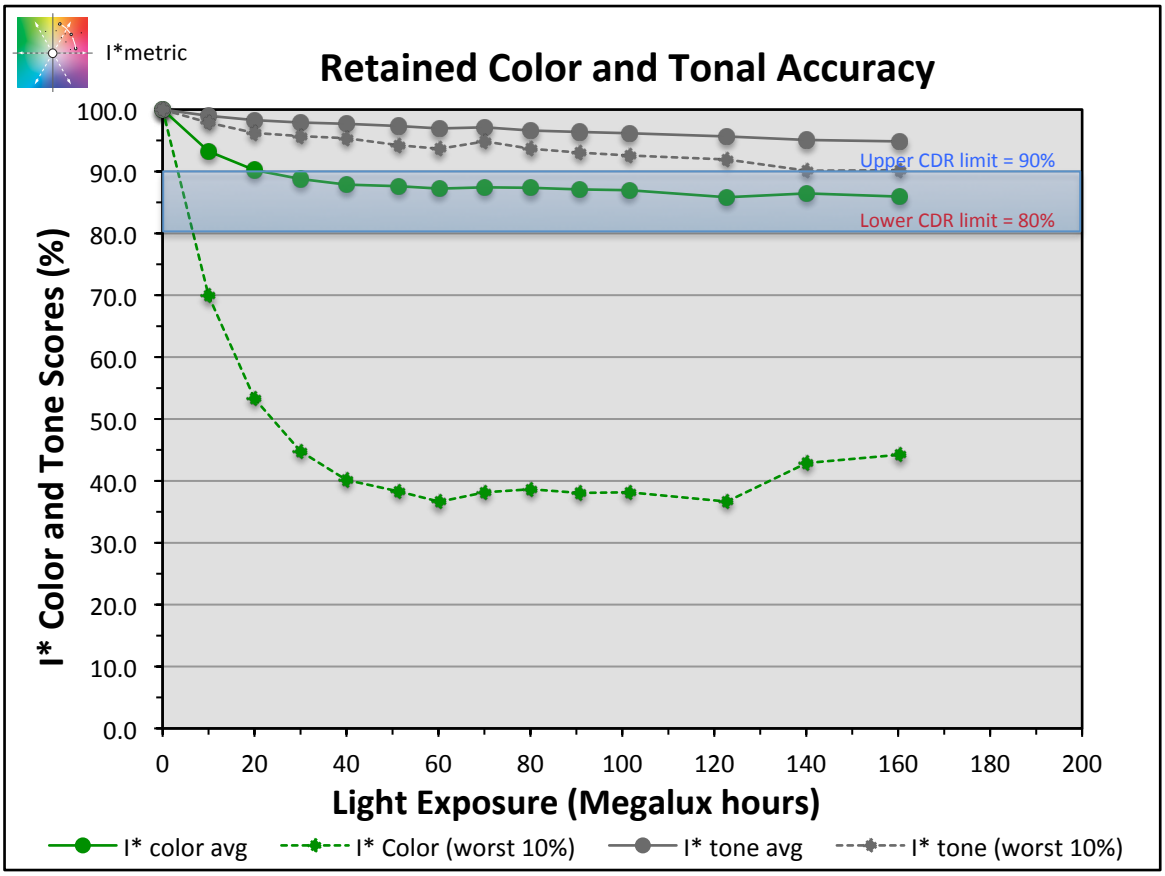

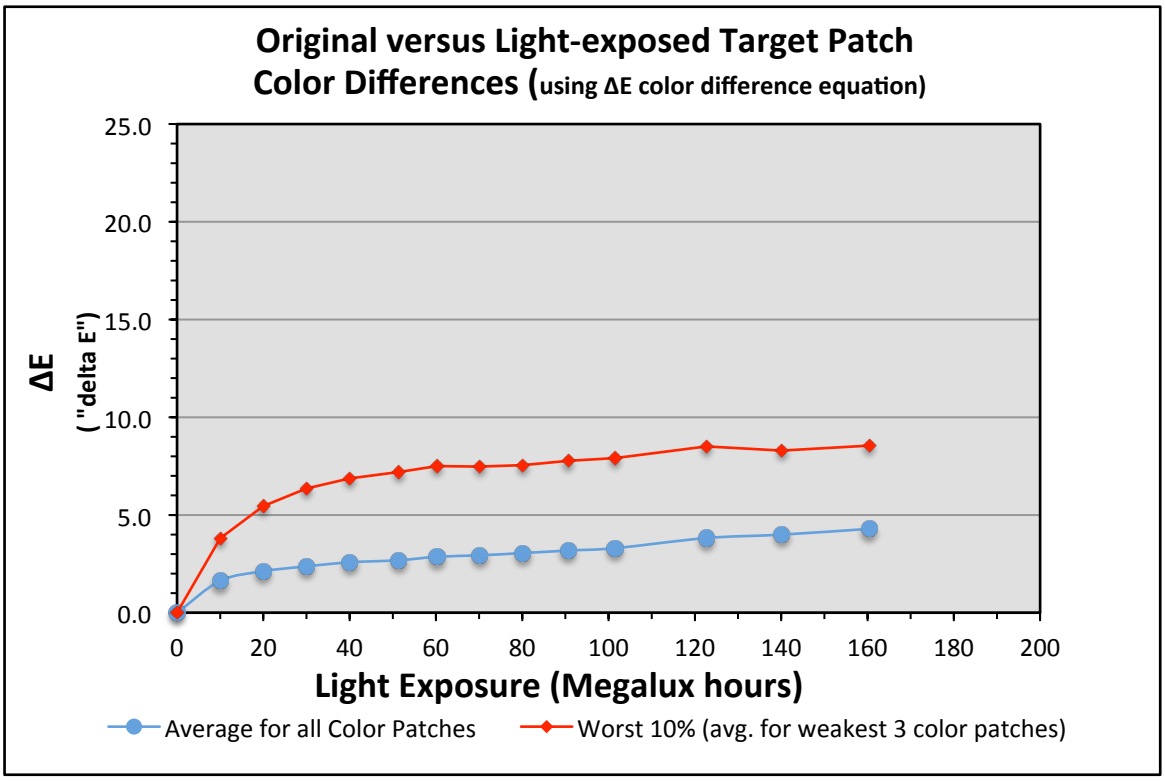

Values:

Epson Stylus Pro 9800, Epson OEM (K3 Ultrachrome), Lexjet Sunset Matte Canvas, no additional coating



Original Print Colors before light exposure

Colors After light exposure

				L*		a*		b*	
Patch #	Description	I* Color	ΔE	Before	After	Before	After	Before	After
A1	Dark Skin	98.3	0.8	44.4	44.4	10.4	10.4	11.2	12.0
B1	Light Skin	95.5	1.5	67.3	67.5	16.1	15.6	13.3	14.7
C1	Blue sky	92.8	2.2	52.8	53.0	-2.7	-3.8	-22.7	-20.8
D1	Foliage	100.0	0.3	47.6	47.8	-11.5	-11.5	19.3	19.5
E1	blue flower	90.6	3.2	57.6	57.7	10.1	8.6	-26.6	-23.8
F1	bluish green	97.2	1.3	71.9	72.0	-28.7	-29.2	-3.6	-2.4
A1	orange	99.9	0.6	64.4	64.5	31.5	31.0	49.6	49.9
B2	purplish blue	93.6	3.3	44.2	44.2	9.4	7.5	-42.6	-39.9
C2	moderate red	97.8	1.5	53.4	53.5	44.3	43.6	11.1	12.5
D2	purple	94.9	1.9	36.8	37.0	20.5	19.6	-19.4	-17.7
E2	yellow green	100.0	0.4	73.5	73.7	-22.3	-22.5	52.0	52.2
F2	orange yellow	99.9	0.6	72.8	72.9	15.9	15.5	61.0	61.3
A3	blue	95.0	2.8	35.6	35.6	11.3	9.6	-43.8	-41.6
B3	green	100.0	0.3	57.4	57.5	-33.5	-33.7	27.7	27.8
C3	red	99.4	0.8	45.8	45.8	47.3	46.8	20.9	21.6
D3	yellow	100.0	0.4	81.6	81.8	2.1	1.7	72.8	72.9
E3	magenta	92.7	4.2	54.4	54.5	47.0	45.4	-17.6	-13.7
F3	cyan	96.4	1.7	54.7	54.9	-19.2	-20.2	-28.0	-26.6
A4	white	68.0	3.5	95.2	95.2	1.8	0.9	-5.1	-1.7
B4	neutral 8	75.5	2.8	82.2	82.3	0.9	-0.1	-4.7	-2.1
C4	neutral 6.5	82.9	2.1	69.1	69.4	0.5	-0.3	-4.2	-2.2
D4	neutral 5	89.4	1.5	54.5	54.8	0.6	0.1	-1.4	0.0
E4	neutral 3.5	95.1	1.0	41.7	42.0	0.4	0.0	-0.9	0.1
F4	black	100.0	0.5	28.8	28.9	0.4	0.2	1.1	1.6
A5	paper white	66.2	3.7	97.5	97.4	2.0	1.1	-6.1	-2.5
B5	Skin highlight L*=88	83.6	2.6	88.3	88.3	11.6	10.6	6.0	8.5
C5	Skin highlight L* =75	93.6	2.0	76.2	76.4	18.4	17.7	13.4	15.2
D5	Skin shadow L*=28	100.0	0.6	34.1	34.4	13.1	13.2	14.3	14.8
E5	Skin shadow L*=13	99.4	0.6	28.5	28.7	9.3	9.5	8.5	9.1
F5	Maximum Black	100.0	0.1	21.2	21.1	0.6	0.7	1.7	1.7

Summary Results	I* Color	I* tone	ΔE
Average Score for all patches	93.3	99.0	1.6
Worst 10% (3 lowest scoring patches)	69.9	97.9	3.8

10 Megalux hours

Epson Stylus Pro 9800, Epson OEM (K3 Ultrachrome), Lexjet Sunset Matte Canvas, no additional coating



Original Print Colors before light exposure

Colors After light exposure

Patch #	Description	I* Color	ΔE	L* Before	L* After	a* Before	a* After	b* Before	b* After
A1	Dark Skin	97.8	0.9	44.4	44.6	10.4	10.4	11.2	12.1
B1	Light Skin	94.4	1.7	67.3	67.8	16.1	15.5	13.3	14.9
C1	Blue sky	90.5	2.7	52.8	53.1	-2.7	-4.0	-22.7	-20.4
D1	Foliage	100.0	0.2	47.6	47.9	-11.5	-11.5	19.3	19.3
E1	blue flower	86.7	4.3	57.6	57.9	10.1	8.1	-26.6	-22.8
F1	bluish green	96.9	1.4	71.9	72.1	-28.7	-29.3	-3.6	-2.3
A1	orange	99.2	1.0	64.4	64.5	31.5	30.7	49.6	49.1
B2	purplish blue	90.8	4.5	44.2	44.4	9.4	6.9	-42.6	-38.9
C2	moderate red	97.2	1.8	53.4	53.5	44.3	43.4	11.1	12.7
D2	purple	93.3	2.4	36.8	37.1	20.5	19.3	-19.4	-17.3
E2	yellow green	100.0	0.4	73.5	73.8	-22.3	-22.6	52.0	52.0
F2	orange yellow	99.8	0.7	72.8	73.1	15.9	15.3	61.0	61.0
A3	blue	93.0	3.7	35.6	35.7	11.3	9.1	-43.8	-40.8
B3	green	100.0	0.5	57.4	57.6	-33.5	-33.8	27.7	27.3
C3	red	99.3	0.8	45.8	45.9	47.3	46.7	20.9	21.5
D3	yellow	100.0	0.6	81.6	81.8	2.1	1.5	72.8	72.7
E3	magenta	90.1	5.5	54.4	54.5	47.0	44.9	-17.6	-12.5
F3	cyan	95.6	2.0	54.7	55.0	-19.2	-20.4	-28.0	-26.4
A4	white	49.9	5.3	95.2	95.2	1.8	0.4	-5.1	0.0
B4	neutral 8	64.0	3.9	82.2	82.5	0.9	-0.4	-4.7	-1.0
C4	neutral 6.5	75.9	2.8	69.1	69.5	0.5	-0.5	-4.2	-1.5
D4	neutral 5	86.0	1.9	54.5	54.9	0.6	0.0	-1.4	0.3
E4	neutral 3.5	92.9	1.3	41.7	42.2	0.4	-0.1	-0.9	0.2
F4	black	98.9	0.6	28.8	28.9	0.4	0.2	1.1	1.7
A5	paper white	46.0	5.6	97.5	97.3	2.0	0.6	-6.1	-0.7
B5	Skin highlight L*=88	76.5	3.6	88.3	88.4	11.6	10.2	6.0	9.3
C5	Skin highlight L* =75	92.6	2.2	76.2	76.5	18.4	17.4	13.4	15.4
D5	Skin shadow L*=28	100.0	0.6	34.1	34.5	13.1	13.2	14.3	14.8
E5	Skin shadow L*=13	99.6	0.6	28.5	28.6	9.3	9.6	8.5	9.0
F5	Maximum Black	100.0	0.2	21.2	21.1	0.6	0.7	1.7	1.7

Summary Results	I* Color	I* tone	ΔE
Average Score for all patches	90.2	98.3	2.1
Worst 10% (3 lowest scoring patches)	53.3	96.2	5.5

20 Megalux hours

Epson Stylus Pro 9800, Epson OEM (K3 Ultrachrome), Lexjet Sunset Matte Canvas, no additional coating



Original Print Colors before light exposure

Colors After light exposure

Patch #	Description	I* Color	ΔE	L* Before	L* After	a* Before	a* After	b* Before	b* After
A1	Dark Skin	98.1	0.9	44.4	44.7	10.4	10.4	11.2	12.0
B1	Light Skin	94.8	1.7	67.3	67.9	16.1	15.4	13.3	14.7
C1	Blue sky	90.1	2.8	52.8	53.1	-2.7	-4.2	-22.7	-20.4
D1	Foliage	100.0	0.5	47.6	48.0	-11.5	-11.7	19.3	19.2
E1	blue flower	85.6	4.6	57.6	57.8	10.1	8.0	-26.6	-22.5
F1	bluish green	98.0	1.1	71.9	72.2	-28.7	-29.3	-3.6	-2.7
A1	orange	99.5	0.9	64.4	64.6	31.5	30.7	49.6	49.5
B2	purplish blue	89.5	5.1	44.2	44.4	9.4	6.6	-42.6	-38.4
C2	moderate red	97.0	1.9	53.4	53.5	44.3	43.4	11.1	12.7
D2	purple	92.6	2.6	36.8	37.2	20.5	19.2	-19.4	-17.1
E2	yellow green	99.9	0.7	73.5	74.0	-22.3	-22.6	52.0	51.6
F2	orange yellow	99.5	0.9	72.8	73.2	15.9	15.2	61.0	60.8
A3	blue	91.7	4.3	35.6	35.7	11.3	8.8	-43.8	-40.4
B3	green	99.2	0.9	57.4	57.7	-33.5	-33.9	27.7	26.9
C3	red	99.6	0.7	45.8	45.9	47.3	46.8	20.9	21.4
D3	yellow	99.4	1.0	81.6	81.9	2.1	1.3	72.8	72.2
E3	magenta	88.6	6.2	54.4	54.5	47.0	44.7	-17.6	-11.8
F3	cyan	95.4	2.1	54.7	55.2	-19.2	-20.4	-28.0	-26.3
A4	white	40.1	6.2	95.2	95.2	1.8	0.1	-5.1	0.9
B4	neutral 8	59.1	4.4	82.2	82.6	0.9	-0.6	-4.7	-0.6
C4	neutral 6.5	72.8	3.1	69.1	69.6	0.5	-0.6	-4.2	-1.3
D4	neutral 5	83.4	2.1	54.5	55.0	0.6	-0.1	-1.4	0.5
E4	neutral 3.5	91.2	1.5	41.7	42.3	0.4	-0.1	-0.9	0.4
F4	black	98.8	0.6	28.8	29.0	0.4	0.2	1.1	1.7
A5	paper white	35.1	6.7	97.5	97.3	2.0	0.3	-6.1	0.3
B5	Skin highlight L*=88	73.8	3.9	88.3	88.6	11.6	10.0	6.0	9.6
C5	Skin highlight L* =75	92.0	2.4	76.2	76.6	18.4	17.3	13.4	15.4
D5	Skin shadow L*=28	99.8	0.7	34.1	34.5	13.1	13.2	14.3	14.9
E5	Skin shadow L*=13	99.0	0.6	28.5	28.7	9.3	9.6	8.5	9.1
F5	Maximum Black	100.0	0.1	21.2	21.2	0.6	0.7	1.7	1.7

Summary Results	I* Color	I* tone	ΔE
Average Score for all patches	88.8	97.9	2.4
Worst 10% (3 lowest scoring patches)	44.8	95.7	6.4

30 Megalux hours

Epson Stylus Pro 9800, Epson OEM (K3 Ultrachrome), Lexjet Sunset Matte Canvas, no additional coating



Original Print Colors before light exposure



Colors After light exposure

				L*		a*		b*	
Patch #	Description	I* Color	ΔE	Before	After	Before	After	Before	After
A1	Dark Skin	99.1	0.7	44.4	44.8	10.4	10.3	11.2	11.9
B1	Light Skin	95.8	1.6	67.3	68.0	16.1	15.3	13.3	14.4
C1	Blue sky	89.2	3.0	52.8	53.3	-2.7	-4.3	-22.7	-20.2
D1	Foliage	99.9	0.8	47.6	48.2	-11.5	-11.7	19.3	18.8
E1	blue flower	84.0	5.1	57.6	58.0	10.1	7.8	-26.6	-22.1
F1	bluish green	98.7	1.0	71.9	72.3	-28.7	-29.3	-3.6	-3.0
A1	orange	99.0	1.1	64.4	64.7	31.5	30.6	49.6	49.0
B2	purplish blue	88.3	5.6	44.2	44.5	9.4	6.2	-42.6	-38.0
C2	moderate red	97.3	1.8	53.4	53.6	44.3	43.4	11.1	12.6
D2	purple	92.1	2.8	36.8	37.3	20.5	19.2	-19.4	-17.0
E2	yellow green	99.0	1.2	73.5	74.0	-22.3	-22.7	52.0	51.1
F2	orange yellow	99.0	1.2	72.8	73.3	15.9	15.0	61.0	60.4
A3	blue	90.5	4.8	35.6	35.8	11.3	8.4	-43.8	-40.0
B3	green	98.3	1.4	57.4	57.9	-33.5	-34.0	27.7	26.5
C3	red	99.7	0.6	45.8	45.9	47.3	46.7	20.9	21.3
D3	yellow	99.0	1.3	81.6	82.0	2.1	1.2	72.8	71.9
E3	magenta	87.4	6.8	54.4	54.6	47.0	44.5	-17.6	-11.3
F3	cyan	95.1	2.2	54.7	55.2	-19.2	-20.6	-28.0	-26.4
A4	white	35.6	6.6	95.2	95.2	1.8	-0.1	-5.1	1.3
B4	neutral 8	55.2	4.8	82.2	82.6	0.9	-0.8	-4.7	-0.3
C4	neutral 6.5	70.9	3.3	69.1	69.7	0.5	-0.7	-4.2	-1.1
D4	neutral 5	82.9	2.2	54.5	55.1	0.6	-0.1	-1.4	0.5
E4	neutral 3.5	90.3	1.5	41.7	42.3	0.4	-0.2	-0.9	0.5
F4	black	97.7	0.8	28.8	29.1	0.4	0.2	1.1	1.8
A5	paper white	29.6	7.2	97.5	97.3	2.0	0.2	-6.1	0.8
B5	Skin highlight L*=88	72.6	4.1	88.3	88.6	11.6	9.8	6.0	9.7
C5	Skin highlight L* =75	92.5	2.3	76.2	76.7	18.4	17.1	13.4	15.2
D5	Skin shadow L*=28	99.5	0.8	34.1	34.5	13.1	13.3	14.3	14.9
E5	Skin shadow L*=13	98.0	0.8	28.5	28.8	9.3	9.8	8.5	9.1
F5	Maximum Black	100.0	0.1	21.2	21.2	0.6	0.7	1.7	1.8

Summary Results	I* Color	I* tone	ΔE
Average Score for all patches	87.9	97.7	2.6
Worst 10% (3 lowest scoring patches)	40.2	95.4	6.9

40 Megalux hours

Epson Stylus Pro 9800, Epson OEM (K3 Ultrachrome), Lexjet Sunset Matte Canvas, no additional coating



Original Print Colors before light exposure

Colors After light exposure

Patch #	Description	I* Color	ΔE	L* Before	L* After	a* Before	a* After	b* Before	b* After
A1	Dark Skin	100.0	0.6	44.4	44.9	10.4	10.3	11.2	11.6
B1	Light Skin	97.3	1.3	67.3	68.1	16.1	15.3	13.3	13.9
C1	Blue sky	89.9	2.9	52.8	53.4	-2.7	-4.3	-22.7	-20.4
D1	Foliage	98.5	1.0	47.6	48.2	-11.5	-11.7	19.3	18.5
E1	blue flower	83.3	5.3	57.6	58.1	10.1	7.6	-26.6	-22.0
F1	bluish green	99.8	0.7	71.9	72.4	-28.7	-29.2	-3.6	-3.7
A1	orange	98.3	1.6	64.4	64.7	31.5	30.5	49.6	48.5
B2	purplish blue	87.3	6.0	44.2	44.4	9.4	6.0	-42.6	-37.7
C2	moderate red	97.7	1.6	53.4	53.6	44.3	43.4	11.1	12.4
D2	purple	92.1	2.8	36.8	37.2	20.5	19.2	-19.4	-17.0
E2	yellow green	98.0	1.7	73.5	74.1	-22.3	-22.8	52.0	50.5
F2	orange yellow	98.4	1.6	72.8	73.2	15.9	14.9	61.0	59.9
A3	blue	89.6	5.2	35.6	35.8	11.3	8.2	-43.8	-39.6
B3	green	96.9	1.9	57.4	57.9	-33.5	-34.0	27.7	25.8
C3	red	99.7	0.6	45.8	45.9	47.3	46.6	20.9	20.9
D3	yellow	98.3	1.8	81.6	82.1	2.1	1.1	72.8	71.4
E3	magenta	86.4	7.3	54.4	54.6	47.0	44.3	-17.6	-10.8
F3	cyan	95.7	2.0	54.7	55.2	-19.2	-20.5	-28.0	-26.6
A4	white	33.8	6.8	95.2	95.0	1.8	-0.2	-5.1	1.4
B4	neutral 8	54.3	4.8	82.2	82.5	0.9	-0.9	-4.7	-0.2
C4	neutral 6.5	72.0	3.2	69.1	69.6	0.5	-0.8	-4.2	-1.3
D4	neutral 5	82.9	2.2	54.5	55.1	0.6	-0.1	-1.4	0.5
E4	neutral 3.5	89.5	1.6	41.7	42.2	0.4	-0.2	-0.9	0.5
F4	black	97.9	0.7	28.8	29.0	0.4	0.2	1.1	1.8
A5	paper white	26.7	7.5	97.5	97.1	2.0	0.0	-6.1	1.1
B5	Skin highlight L*=88	74.0	3.9	88.3	88.5	11.6	9.8	6.0	9.5
C5	Skin highlight L* =75	93.8	2.0	76.2	76.7	18.4	17.1	13.4	14.8
D5	Skin shadow L*=28	99.2	0.7	34.1	34.3	13.1	13.5	14.3	14.9
E5	Skin shadow L*=13	97.1	0.9	28.5	28.5	9.3	9.9	8.5	9.2
F5	Maximum Black	100.0	0.3	21.2	21.0	0.6	0.7	1.7	1.8

Summary Results	I* Color	I* tone	ΔE
Average Score for all patches	87.6	97.4	2.7
Worst 10% (3 lowest scoring patches)	38.3	94.2	7.2

50 Megalux hours

Epson Stylus Pro 9800, Epson OEM (K3 Ultrachrome), Lexjet Sunset Matte Canvas, no additional coating



Original Print Colors before light exposure

Colors After light exposure

Patch #	Description	I* Color	ΔE	L* Before	L* After	a* Before	a* After	b* Before	b* After
A1	Dark Skin	100.0	0.7	44.4	45.0	10.4	10.5	11.2	11.6
B1	Light Skin	98.5	1.4	67.3	68.4	16.1	15.4	13.3	13.7
C1	Blue sky	89.4	3.0	52.8	53.5	-2.7	-4.3	-22.7	-20.3
D1	Foliage	97.7	1.2	47.6	48.3	-11.5	-11.6	19.3	18.3
E1	blue flower	82.6	5.5	57.6	58.2	10.1	7.5	-26.6	-21.8
F1	bluish green	99.8	0.9	71.9	72.5	-28.7	-29.0	-3.6	-4.1
A1	orange	97.9	1.8	64.4	64.8	31.5	30.5	49.6	48.2
B2	purplish blue	86.3	6.5	44.2	44.6	9.4	5.8	-42.6	-37.3
C2	moderate red	97.8	1.5	53.4	53.7	44.3	43.2	11.1	12.2
D2	purple	91.4	3.0	36.8	37.5	20.5	19.0	-19.4	-16.9
E2	yellow green	97.0	2.3	73.5	74.3	-22.3	-22.7	52.0	49.9
F2	orange yellow	97.8	2.0	72.8	73.5	15.9	14.8	61.0	59.5
A3	blue	88.5	5.7	35.6	36.0	11.3	7.9	-43.8	-39.2
B3	green	95.9	2.4	57.4	58.0	-33.5	-33.9	27.7	25.4
C3	red	99.8	0.6	45.8	46.0	47.3	46.7	20.9	20.8
D3	yellow	97.7	2.3	81.6	82.2	2.1	1.0	72.8	70.9
E3	magenta	85.4	7.8	54.4	54.7	47.0	44.0	-17.6	-10.4
F3	cyan	96.5	1.8	54.7	55.3	-19.2	-20.4	-28.0	-26.9
A4	white	31.6	7.0	95.2	95.2	1.8	-0.2	-5.1	1.7
B4	neutral 8	53.9	4.9	82.2	82.8	0.9	-0.8	-4.7	-0.1
C4	neutral 6.5	72.5	3.2	69.1	69.9	0.5	-0.8	-4.2	-1.3
D4	neutral 5	81.9	2.4	54.5	55.3	0.6	-0.2	-1.4	0.6
E4	neutral 3.5	89.4	1.7	41.7	42.5	0.4	-0.2	-0.9	0.5
F4	black	97.4	0.8	28.8	29.1	0.4	0.2	1.1	1.8
A5	paper white	24.4	7.7	97.5	97.3	2.0	0.0	-6.1	1.3
B5	Skin highlight L*=88	75.1	3.8	88.3	88.8	11.6	9.6	6.0	9.2
C5	Skin highlight L* =75	94.6	1.9	76.2	77.1	18.4	17.0	13.4	14.4
D5	Skin shadow L*=28	99.5	0.9	34.1	34.7	13.1	13.5	14.3	14.8
E5	Skin shadow L*=13	96.6	1.0	28.5	28.7	9.3	9.9	8.5	9.3
F5	Maximum Black	100.0	0.2	21.2	21.1	0.6	0.7	1.7	1.8

Summary Results	I* Color	I* tone	ΔE
Average Score for all patches	87.2	97.0	2.9
Worst 10% (3 lowest scoring patches)	36.6	93.7	7.5

60 Megalux hours

Epson Stylus Pro 9800, Epson OEM (K3 Ultrachrome), Lexjet Sunset Matte Canvas, no additional coating



Original Print Colors before light exposure

Colors After light exposure

				L*		a*		b*	
Patch #	Description	I* Color	ΔE	Before	After	Before	After	Before	After
A1	Dark Skin	100.0	0.8	44.4	45.1	10.4	10.4	11.2	11.4
B1	Light Skin	98.7	1.2	67.3	68.3	16.1	15.4	13.3	13.1
C1	Blue sky	91.1	2.7	52.8	53.5	-2.7	-4.2	-22.7	-20.7
D1	Foliage	96.2	1.6	47.6	48.5	-11.5	-11.7	19.3	18.0
E1	blue flower	82.8	5.4	57.6	58.3	10.1	7.5	-26.6	-21.9
F1	bluish green	97.6	1.4	71.9	72.6	-28.7	-28.8	-3.6	-4.8
A1	orange	97.1	2.3	64.4	65.0	31.5	30.3	49.6	47.8
B2	purplish blue	86.1	6.6	44.2	44.6	9.4	5.7	-42.6	-37.2
C2	moderate red	98.3	1.4	53.4	53.9	44.3	43.3	11.1	11.9
D2	purple	91.5	3.0	36.8	37.5	20.5	19.0	-19.4	-16.9
E2	yellow green	96.5	2.6	73.5	74.4	-22.3	-22.8	52.0	49.6
F2	orange yellow	96.9	2.6	72.8	73.6	15.9	14.6	61.0	58.9
A3	blue	88.3	5.8	35.6	36.0	11.3	7.9	-43.8	-39.1
B3	green	94.6	2.9	57.4	58.1	-33.5	-34.0	27.7	24.9
C3	red	99.4	0.8	45.8	46.1	47.3	46.6	20.9	20.5
D3	yellow	96.8	2.9	81.6	82.3	2.1	0.8	72.8	70.3
E3	magenta	85.1	8.0	54.4	54.9	47.0	44.1	-17.6	-10.2
F3	cyan	97.3	1.6	54.7	55.5	-19.2	-20.2	-28.0	-27.1
A4	white	33.5	6.8	95.2	95.2	1.8	-0.3	-5.1	1.4
B4	neutral 8	55.9	4.7	82.2	82.8	0.9	-0.9	-4.7	-0.4
C4	neutral 6.5	74.1	3.1	69.1	70.0	0.5	-0.8	-4.2	-1.5
D4	neutral 5	84.3	2.2	54.5	55.4	0.6	-0.1	-1.4	0.4
E4	neutral 3.5	90.3	1.7	41.7	42.6	0.4	-0.2	-0.9	0.5
F4	black	97.3	0.9	28.8	29.4	0.4	0.1	1.1	1.9
A5	paper white	25.1	7.6	97.5	97.4	2.0	0.0	-6.1	1.2
B5	Skin highlight L*=88	77.9	3.4	88.3	88.8	11.6	9.6	6.0	8.8
C5	Skin highlight L* =75	95.2	1.9	76.2	77.2	18.4	17.0	13.4	14.1
D5	Skin shadow L*=28	99.4	0.9	34.1	34.8	13.1	13.5	14.3	14.8
E5	Skin shadow L*=13	96.1	1.0	28.5	28.7	9.3	9.9	8.5	9.3
F5	Maximum Black	100.0	0.2	21.2	21.1	0.6	0.7	1.7	1.8

Summary Results	I* Color	I* tone	ΔE
Average Score for all patches	87.4	97.1	2.9
Worst 10% (3 lowest scoring patches)	38.2	94.9	7.5

70 Megalux hours

Epson Stylus Pro 9800, Epson OEM (K3 Ultrachrome), Lexjet Sunset Matte Canvas, no additional coating



Original Print Colors before light exposure

Colors After light exposure

Patch #	Description	I* Color	ΔE	L* Before	L* After	a* Before	a* After	b* Before	b* After
A1	Dark Skin	100.0	0.8	44.4	45.1	10.4	10.5	11.2	11.2
B1	Light Skin	98.0	1.4	67.3	68.4	16.1	15.4	13.3	12.8
C1	Blue sky	91.6	2.6	52.8	53.6	-2.7	-4.2	-22.7	-20.7
D1	Foliage	94.8	1.9	47.6	48.5	-11.5	-11.6	19.3	17.7
E1	blue flower	82.7	5.5	57.6	58.4	10.1	7.5	-26.6	-21.8
F1	bluish green	96.0	1.8	71.9	72.7	-28.7	-28.7	-3.6	-5.3
A1	orange	96.3	2.8	64.4	65.0	31.5	30.3	49.6	47.3
B2	purplish blue	85.6	6.8	44.2	44.7	9.4	5.6	-42.6	-37.0
C2	moderate red	98.7	1.2	53.4	53.8	44.3	43.4	11.1	11.7
D2	purple	91.9	2.9	36.8	37.6	20.5	19.1	-19.4	-17.0
E2	yellow green	95.4	3.3	73.5	74.5	-22.3	-22.8	52.0	48.9
F2	orange yellow	96.1	3.1	72.8	73.6	15.9	14.5	61.0	58.4
A3	blue	87.7	6.1	35.6	36.1	11.3	7.7	-43.8	-38.9
B3	green	93.4	3.5	57.4	58.2	-33.5	-34.0	27.7	24.3
C3	red	99.2	1.0	45.8	46.1	47.3	46.6	20.9	20.3
D3	yellow	96.2	3.4	81.6	82.4	2.1	0.7	72.8	69.8
E3	magenta	84.6	8.2	54.4	54.9	47.0	44.0	-17.6	-10.0
F3	cyan	97.7	1.5	54.7	55.5	-19.2	-20.2	-28.0	-27.3
A4	white	33.6	6.8	95.2	95.2	1.8	-0.3	-5.1	1.4
B4	neutral 8	57.2	4.6	82.2	82.9	0.9	-0.9	-4.7	-0.5
C4	neutral 6.5	75.6	3.0	69.1	70.1	0.5	-0.7	-4.2	-1.6
D4	neutral 5	85.0	2.1	54.5	55.4	0.6	-0.1	-1.4	0.3
E4	neutral 3.5	90.3	1.7	41.7	42.7	0.4	-0.2	-0.9	0.5
F4	black	97.4	0.9	28.8	29.3	0.4	0.1	1.1	1.8
A5	paper white	25.2	7.6	97.5	97.3	2.0	-0.1	-6.1	1.2
B5	Skin highlight L*=88	79.2	3.3	88.3	88.9	11.6	9.5	6.0	8.5
C5	Skin highlight L* =75	96.0	1.8	76.2	77.2	18.4	17.0	13.4	13.6
D5	Skin shadow L*=28	99.6	0.9	34.1	34.7	13.1	13.5	14.3	14.7
E5	Skin shadow L*=13	95.9	1.0	28.5	28.6	9.3	10.0	8.5	9.3
F5	Maximum Black	100.0	0.4	21.2	20.9	0.6	0.7	1.7	1.8

Summary Results	I* Color	I* tone	ΔE
Average Score for all patches	87.4	96.6	3.1
Worst 10% (3 lowest scoring patches)	38.7	93.7	7.5

80 Megalux hours

Epson Stylus Pro 9800, Epson OEM (K3 Ultrachrome), Lexjet Sunset Matte Canvas, no additional coating



Original Print Colors before light exposure



Colors After light exposure

Patch #	Description	I* Color	ΔE	L* Before	L* After	a* Before	a* After	b* Before	b* After
A1	Dark Skin	100.0	0.9	44.4	45.2	10.4	10.5	11.2	11.0
B1	Light Skin	96.4	1.7	67.3	68.4	16.1	15.3	13.3	12.4
C1	Blue sky	91.7	2.6	52.8	53.7	-2.7	-4.3	-22.7	-20.9
D1	Foliage	93.3	2.2	47.6	48.5	-11.5	-11.6	19.3	17.3
E1	blue flower	82.6	5.5	57.6	58.5	10.1	7.5	-26.6	-21.8
F1	bluish green	94.2	2.3	71.9	72.7	-28.7	-28.6	-3.6	-5.8
A1	orange	95.5	3.2	64.4	65.1	31.5	30.3	49.6	46.8
B2	purplish blue	85.0	7.1	44.2	44.7	9.4	5.5	-42.6	-36.8
C2	moderate red	98.9	1.1	53.4	53.9	44.3	43.3	11.1	11.4
D2	purple	92.1	2.9	36.8	37.6	20.5	19.1	-19.4	-17.0
E2	yellow green	94.3	3.9	73.5	74.6	-22.3	-22.8	52.0	48.3
F2	orange yellow	95.4	3.5	72.8	73.6	15.9	14.4	61.0	58.0
A3	blue	87.4	6.2	35.6	36.1	11.3	7.6	-43.8	-38.8
B3	green	92.3	4.0	57.4	58.3	-33.5	-34.0	27.7	23.8
C3	red	98.7	1.2	45.8	46.0	47.3	46.7	20.9	20.0
D3	yellow	95.6	3.8	81.6	82.4	2.1	0.7	72.8	69.4
E3	magenta	84.1	8.5	54.4	54.9	47.0	43.9	-17.6	-9.7
F3	cyan	98.1	1.4	54.7	55.6	-19.2	-20.2	-28.0	-27.5
A4	white	32.5	6.9	95.2	95.2	1.8	-0.2	-5.1	1.6
B4	neutral 8	58.0	4.5	82.2	82.8	0.9	-0.9	-4.7	-0.6
C4	neutral 6.5	77.1	2.8	69.1	70.1	0.5	-0.7	-4.2	-1.8
D4	neutral 5	85.1	2.1	54.5	55.5	0.6	-0.2	-1.4	0.3
E4	neutral 3.5	90.6	1.7	41.7	42.7	0.4	-0.2	-0.9	0.4
F4	black	97.5	0.8	28.8	29.2	0.4	0.1	1.1	1.8
A5	paper white	23.7	7.7	97.5	97.3	2.0	-0.1	-6.1	1.4
B5	Skin highlight L*=88	80.7	3.1	88.3	88.9	11.6	9.6	6.0	8.3
C5	Skin highlight L* =75	96.0	1.8	76.2	77.2	18.4	17.0	13.4	13.1
D5	Skin shadow L*=28	99.7	0.9	34.1	34.7	13.1	13.6	14.3	14.6
E5	Skin shadow L*=13	96.3	1.0	28.5	28.7	9.3	10.0	8.5	9.2
F5	Maximum Black	100.0	0.3	21.2	20.9	0.6	0.7	1.7	1.8

Summary Results	I* Color	I* tone	ΔE
Average Score for all patches	87.1	96.4	3.2
Worst 10% (3 lowest scoring patches)	38.1	93.0	7.8

90 Megalux hours

Epson Stylus Pro 9800, Epson OEM (K3 Ultrachrome), Lexjet Sunset Matte Canvas, no additional coating



Original Print Colors before light exposure

Colors After light exposure

Patch #	Description	I* Color	ΔE	L* Before	L* After	a* Before	a* After	b* Before	b* After
A1	Dark Skin	100.0	1.0	44.4	45.3	10.4	10.5	11.2	10.8
B1	Light Skin	95.2	2.0	67.3	68.6	16.1	15.4	13.3	12.0
C1	Blue sky	92.3	2.5	52.8	53.8	-2.7	-4.3	-22.7	-21.0
D1	Foliage	92.3	2.4	47.6	48.6	-11.5	-11.6	19.3	17.1
E1	blue flower	82.7	5.5	57.6	58.5	10.1	7.4	-26.6	-21.9
F1	bluish green	92.5	2.8	71.9	72.8	-28.7	-28.4	-3.6	-6.3
A1	orange	95.1	3.5	64.4	65.1	31.5	30.3	49.6	46.5
B2	purplish blue	84.6	7.2	44.2	44.8	9.4	5.3	-42.6	-36.7
C2	moderate red	99.2	1.0	53.4	54.0	44.3	43.4	11.1	11.3
D2	purple	92.2	2.8	36.8	37.7	20.5	19.1	-19.4	-17.1
E2	yellow green	93.5	4.3	73.5	74.7	-22.3	-22.9	52.0	47.9
F2	orange yellow	95.0	3.8	72.8	73.8	15.9	14.4	61.0	57.7
A3	blue	86.9	6.4	35.6	36.1	11.3	7.4	-43.8	-38.7
B3	green	91.5	4.3	57.4	58.4	-33.5	-34.0	27.7	23.5
C3	red	98.5	1.3	45.8	46.1	47.3	46.7	20.9	19.8
D3	yellow	95.2	4.1	81.6	82.5	2.1	0.7	72.8	69.1
E3	magenta	83.7	8.7	54.4	55.0	47.0	43.7	-17.6	-9.6
F3	cyan	98.5	1.4	54.7	55.7	-19.2	-20.1	-28.0	-27.8
A4	white	32.5	6.9	95.2	95.3	1.8	-0.2	-5.1	1.6
B4	neutral 8	58.8	4.5	82.2	83.0	0.9	-0.8	-4.7	-0.6
C4	neutral 6.5	79.2	2.7	69.1	70.2	0.5	-0.7	-4.2	-2.0
D4	neutral 5	85.5	2.2	54.5	55.6	0.6	-0.2	-1.4	0.3
E4	neutral 3.5	91.0	1.8	41.7	42.8	0.4	-0.2	-0.9	0.4
F4	black	97.4	0.8	28.8	29.2	0.4	0.1	1.1	1.8
A5	paper white	23.2	7.8	97.5	97.4	2.0	-0.1	-6.1	1.4
B5	Skin highlight L*=88	82.5	2.9	88.3	89.1	11.6	9.6	6.0	8.0
C5	Skin highlight L* =75	95.3	2.0	76.2	77.4	18.4	17.0	13.4	12.7
D5	Skin shadow L*=28	99.3	1.0	34.1	34.8	13.1	13.7	14.3	14.6
E5	Skin shadow L*=13	95.7	1.1	28.5	28.8	9.3	10.0	8.5	9.3
F5	Maximum Black	100.0	0.3	21.2	21.0	0.6	0.7	1.7	1.8

Summary Results	I* Color	I* tone	ΔE
Average Score for all patches	87.0	96.2	3.3
Worst 10% (3 lowest scoring patches)	38.2	92.6	7.9

100 Megalux hours

Epson Stylus Pro 9800, Epson OEM (K3 Ultrachrome), Lexjet Sunset Matte Canvas, no additional coating



Original Print Colors before light exposure

Colors After light exposure

Patch #	Description	I* Color	ΔE	L* Before	L* After	a* Before	a* After	b* Before	b* After
A1	Dark Skin	96.7	1.5	44.4	45.5	10.4	10.6	11.2	10.3
B1	Light Skin	90.8	2.8	67.3	68.8	16.1	15.5	13.3	11.0
C1	Blue sky	93.1	2.4	52.8	54.0	-2.7	-4.2	-22.7	-21.2
D1	Foliage	88.4	3.3	47.6	48.7	-11.5	-11.4	19.3	16.2
E1	blue flower	81.5	5.9	57.6	58.8	10.1	7.3	-26.6	-21.6
F1	bluish green	87.4	4.3	71.9	73.0	-28.7	-28.0	-3.6	-7.7
A1	orange	92.7	4.9	64.4	65.3	31.5	30.1	49.6	45.1
B2	purplish blue	83.0	8.0	44.2	44.9	9.4	4.9	-42.6	-36.1
C2	moderate red	98.6	1.4	53.4	54.2	44.3	43.3	11.1	10.4
D2	purple	92.2	2.9	36.8	37.9	20.5	19.1	-19.4	-17.1
E2	yellow green	90.7	5.9	73.5	74.9	-22.3	-22.7	52.0	46.3
F2	orange yellow	92.7	5.2	72.8	74.0	15.9	14.2	61.0	56.2
A3	blue	85.5	7.1	35.6	36.2	11.3	7.1	-43.8	-38.1
B3	green	88.1	5.8	57.4	58.7	-33.5	-33.8	27.7	22.0
C3	red	97.3	2.0	45.8	46.3	47.3	46.7	20.9	19.1
D3	yellow	93.1	5.6	81.6	82.7	2.1	0.5	72.8	67.5
E3	magenta	82.3	9.4	54.4	55.3	47.0	43.4	-17.6	-8.9
F3	cyan	99.2	1.3	54.7	55.8	-19.2	-19.9	-28.0	-28.2
A4	white	30.1	7.1	95.2	95.2	1.8	-0.3	-5.1	1.8
B4	neutral 8	60.3	4.3	82.2	83.0	0.9	-0.9	-4.7	-0.8
C4	neutral 6.5	82.2	2.5	69.1	70.4	0.5	-0.6	-4.2	-2.3
D4	neutral 5	88.6	2.1	54.5	55.8	0.6	-0.1	-1.4	0.0
E4	neutral 3.5	92.1	1.7	41.7	42.8	0.4	-0.2	-0.9	0.3
F4	black	98.4	1.0	28.8	29.6	0.4	0.1	1.1	1.7
A5	paper white	19.6	8.1	97.5	97.3	2.0	-0.2	-6.1	1.7
B5	Skin highlight L*=88	84.2	2.7	88.3	89.2	11.6	9.4	6.0	7.5
C5	Skin highlight L* =75	92.4	2.7	76.2	77.6	18.4	17.1	13.4	11.6
D5	Skin shadow L*=28	99.7	1.1	34.1	35.0	13.1	13.7	14.3	14.3
E5	Skin shadow L*=13	94.0	1.3	28.5	28.9	9.3	10.3	8.5	9.3
F5	Maximum Black	100.0	0.2	21.2	21.1	0.6	0.7	1.7	1.8

Summary Results	I* Color	I* tone	ΔE
Average Score for all patches	85.8	95.7	3.8
Worst 10% (3 lowest scoring patches)	36.7	91.9	8.5

120 Megalux hours

Epson Stylus Pro 9800, Epson OEM (K3 Ultrachrome), Lexjet Sunset Matte Canvas, no additional coating



Original Print Colors before light exposure



Colors After light exposure

				L*		a*		b*	
Patch #	Description	I* Color	ΔE	Before	After	Before	After	Before	After
A1	Dark Skin	94.6	1.8	44.4	45.6	10.4	10.7	11.2	10.0
B1	Light Skin	86.8	3.8	67.3	69.2	16.1	15.8	13.3	10.1
C1	Blue sky	96.4	1.9	52.8	54.2	-2.7	-3.8	-22.7	-22.0
D1	Foliage	86.1	3.9	47.6	49.0	-11.5	-11.5	19.3	15.7
E1	blue flower	83.9	5.3	57.6	59.0	10.1	7.6	-26.6	-22.2
F1	bluish green	82.6	5.7	71.9	73.2	-28.7	-27.5	-3.6	-9.0
A1	orange	91.8	5.5	64.4	65.6	31.5	30.1	49.6	44.5
B2	purplish blue	83.4	7.8	44.2	45.1	9.4	5.0	-42.6	-36.3
C2	moderate red	98.1	1.6	53.4	54.3	44.3	43.5	11.1	10.0
D2	purple	93.6	2.6	36.8	38.0	20.5	19.2	-19.4	-17.5
E2	yellow green	89.1	6.9	73.5	75.2	-22.3	-22.8	52.0	45.4
F2	orange yellow	91.6	6.0	72.8	74.3	15.9	14.1	61.0	55.5
A3	blue	85.5	7.1	35.6	36.4	11.3	7.0	-43.8	-38.2
B3	green	86.0	6.8	57.4	58.9	-33.5	-33.8	27.7	21.1
C3	red	96.7	2.3	45.8	46.5	47.3	46.9	20.9	18.7
D3	yellow	91.7	6.7	81.6	82.9	2.1	0.3	72.8	66.5
E3	magenta	82.3	9.4	54.4	55.5	47.0	43.5	-17.6	-8.9
F3	cyan	98.1	1.8	54.7	56.1	-19.2	-19.5	-28.0	-29.1
A4	white	36.1	6.6	95.2	95.4	1.8	-0.2	-5.1	1.2
B4	neutral 8	68.1	3.7	82.2	83.4	0.9	-0.7	-4.7	-1.5
C4	neutral 6.5	89.7	2.1	69.1	70.7	0.5	-0.4	-4.2	-3.0
D4	neutral 5	92.7	1.9	54.5	56.0	0.6	0.0	-1.4	-0.4
E4	neutral 3.5	94.6	1.6	41.7	43.0	0.4	-0.1	-0.9	0.0
F4	black	98.9	0.9	28.8	29.5	0.4	0.1	1.1	1.7
A5	paper white	24.5	7.7	97.5	97.4	2.0	-0.1	-6.1	1.3
B5	Skin highlight L*=88	89.4	2.2	88.3	89.4	11.6	9.7	6.0	6.2
C5	Skin highlight L* =75	88.4	3.5	76.2	77.8	18.4	17.1	13.4	10.6
D5	Skin shadow L*=28	99.2	1.2	34.1	35.1	13.1	13.8	14.3	14.1
E5	Skin shadow L*=13	93.8	1.3	28.5	28.7	9.3	10.3	8.5	9.3
F5	Maximum Black	100.0	0.3	21.2	21.0	0.6	0.7	1.7	1.8

Summary Results	I* Color	I* tone	ΔE
Average Score for all patches	86.5	95.1	4.0
Worst 10% (3 lowest scoring patches)	42.9	90.1	8.3

140 Megalux hours

Epson Stylus Pro 9800, Epson OEM (K3 Ultrachrome), Lexjet Sunset Matte Canvas, no additional coating



Original Print Colors before light exposure

Colors After light exposure

				L*		a*		b*	
Patch #	Description	I* Color	ΔE	Before	After	Before	After	Before	After
A1	Dark Skin	92.8	2.1	44.4	45.7	10.4	10.8	11.2	9.7
B1	Light Skin	83.5	4.4	67.3	69.3	16.1	15.8	13.3	9.4
C1	Blue sky	97.2	1.8	52.8	54.2	-2.7	-3.8	-22.7	-22.3
D1	Foliage	82.9	4.6	47.6	49.1	-11.5	-11.3	19.3	15.0
E1	blue flower	84.4	5.2	57.6	59.0	10.1	7.7	-26.6	-22.3
F1	bluish green	79.1	6.7	71.9	73.3	-28.7	-27.2	-3.6	-10.0
A1	orange	90.4	6.3	64.4	65.6	31.5	30.0	49.6	43.7
B2	purplish blue	82.9	8.0	44.2	45.2	9.4	4.9	-42.6	-36.1
C2	moderate red	97.5	1.9	53.4	54.4	44.3	43.5	11.1	9.6
D2	purple	93.7	2.6	36.8	38.1	20.5	19.2	-19.4	-17.5
E2	yellow green	87.3	7.9	73.5	75.3	-22.3	-22.8	52.0	44.4
F2	orange yellow	90.2	6.9	72.8	74.4	15.9	14.0	61.0	54.6
A3	blue	85.1	7.3	35.6	36.4	11.3	6.9	-43.8	-38.0
B3	green	83.8	7.7	57.4	59.0	-33.5	-33.8	27.7	20.1
C3	red	95.8	2.8	45.8	46.5	47.3	46.9	20.9	18.3
D3	yellow	90.6	7.5	81.6	83.1	2.1	0.2	72.8	65.7
E3	magenta	81.8	9.7	54.4	55.5	47.0	43.4	-17.6	-8.6
F3	cyan	96.9	2.0	54.7	56.0	-19.2	-19.3	-28.0	-29.6
A4	white	36.9	6.5	95.2	95.3	1.8	-0.2	-5.1	1.1
B4	neutral 8	71.6	3.4	82.2	83.3	0.9	-0.6	-4.7	-1.9
C4	neutral 6.5	92.9	2.0	69.1	70.7	0.5	-0.3	-4.2	-3.3
D4	neutral 5	94.3	1.9	54.5	56.1	0.6	0.0	-1.4	-0.6
E4	neutral 3.5	95.4	1.7	41.7	43.1	0.4	-0.1	-0.9	-0.1
F4	black	99.0	1.0	28.8	29.7	0.4	0.1	1.1	1.7
A5	paper white	24.3	7.7	97.5	97.4	2.0	-0.1	-6.1	1.3
B5	Skin highlight L*=88	89.2	2.2	88.3	89.4	11.6	9.7	6.0	5.6
C5	Skin highlight L* =75	85.7	4.1	76.2	77.9	18.4	17.3	13.4	9.8
D5	Skin shadow L*=28	98.8	1.3	34.1	35.1	13.1	13.8	14.3	14.0
E5	Skin shadow L*=13	93.9	1.3	28.5	28.9	9.3	10.4	8.5	9.2
F5	Maximum Black	100.0	0.3	21.2	21.0	0.6	0.7	1.7	1.8

Summary Results	I* Color	I* tone	ΔE
Average Score for all patches	85.9	94.9	4.3
Worst 10% (3 lowest scoring patches)	44.2	90.2	8.5

160 Megalux hours

The 180 Megalux hour Update will be posted on approximately OCT 05, 2014.



Original Print Colors before light exposure

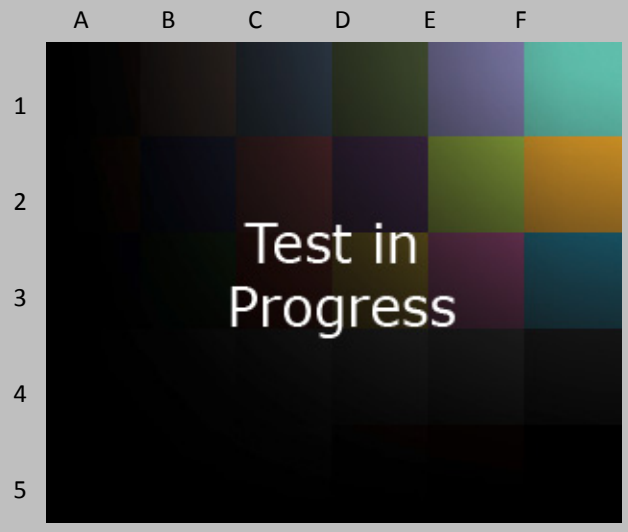

Colors After light exposure

Patch #	Description	I* Color	ΔE	L* Before	L* After	a* Before	a* After	b* Before	b* After
A1	Dark Skin			44.4		10.4		11.2	
B1	Light Skin			67.3		16.1		13.3	
C1	Blue sky			52.8		-2.7		-22.7	
D1	Foliage			47.6		-11.5		19.3	
E1	blue flower			57.6		10.1		-26.6	
F1	bluish green			71.9		-28.7		-3.6	
A1	orange			64.4		31.5		49.6	
B2	purplish blue			44.2		9.4		-42.6	
C2	moderate red			53.4		44.3		11.1	
D2	purple			36.8		20.5		-19.4	
E2	yellow green			73.5		-22.3		52.0	
F2	orange yellow			72.8		15.9		61.0	
A3	blue			35.6		11.3		-43.8	
B3	green			57.4		-33.5		27.7	
C3	red			45.8		47.3		20.9	
D3	yellow			81.6		2.1		72.8	
E3	magenta			54.4		47.0		-17.6	
F3	cyan			54.7		-19.2		-28.0	
A4	white			95.2		1.8		-5.1	
B4	neutral 8			82.2		0.9		-4.7	
C4	neutral 6.5			69.1		0.5		-4.2	
D4	neutral 5			54.5		0.6		-1.4	
E4	neutral 3.5			41.7		0.4		-0.9	
F4	black			28.8		0.4		1.1	
A5	paper white			97.5		2.0		-6.1	
B5	Skin highlight L*=88			88.3		11.6		6.0	
C5	Skin highlight L* =75			76.2		18.4		13.4	
D5	Skin shadow L*=28			34.1		13.1		14.3	
E5	Skin shadow L*=13			28.5		9.3		8.5	
F5	Maximum Black			21.2		0.6		1.7	

Summary Results	I* Color	I* tone	ΔE
Average Score for all patches			
Worst 10% (3 lowest scoring patches)			

180 Megalux hours