Aardenburg
144



IMAGING & ARCHIVES

Tested System:
ID#:280

Printer: Epson Stylus Pro 4900

Inks/Colorants: Epson OEM UltraChrome HDR™

Media: Museo Portfolio Rag 300gsm

Coating(s): no additional coating

Sample #: AaI_20130124_SN004

Testing Status: 160 Megalux hours total light exposure

Testing Is ongoing, next update on approximately DEC 20, 2017

Conservation Display Rating (CDR)

Lower limit: 33 Megalux hours (for weakest 10% of the color patches)
Upper limit: 57 Megalux hours (for average of all the color patches)

Note: a CDR with narrow range (typically less than 2:1) indicates relatively even overall fading of the image. A wide range indicates faster fading in certain local colors/tones prior to general fading of most colors/tones in the entire image. Compare ratings for different systems directly and/or use the table on page 2 to estimate time (years) on display.

* Please read document AaI_2009_0118_TA-01.pdf, **"An Overview of the AaI&A Conservation Display Ratings"**, located on the Documents page of the AaI&A website for furhter explanation of the Conservation display ratings.

This report has been prepared for the exclusive use of members of Aardenburg Imaging & Archives. Members may share this information with other members, friends, colleagues, and individual clients. It may also be distributed to groups for educational purposes (classes, lectures, educational seminars. etc). However, all contents including but not limited to Conservation Display Ratings may not be posted to web sites and may not be reproduced or distributed for corporate research, marketing, or other promotional purposes without written permission from Aardenburg Imaging & Archives.

copyright ©2017

http://www.aardenburg-imaging.com

Aardenburg Imaging & Archives

About this Report

This report contains light fastness information about a sample test print produced by a specific digital printing system. "System" refers to all hardware, software, and materials used to make the finished print. The hardware, software, material components, and printmaker's skills contribute to the final image quality and image permanence. The tested sample is made with current or recently discontinued stocks of commercially available products unless otherwise stated. Each sample has been prepared by Aardenburg Imaging & Archives or one of its members in accordance with customary print making practices unless otherwise noted. The sample may also contain additional finishing materials such as overcoats and laminates which are also noted when used. Finally, the sample has been tested under standardized conditions that are defined on the Sample Description page (see page 4). AaI&A makes every effort to ensure but cannot guarantee that the samples are properly identified and documented and that test results are accurate. For this reason, AaI&A also strives to test independently produced sample replicates in order to increase sampling confidence and to provide information on process variability. Please compare the results in this report to replicate test samples when the data become available.

Understanding this Report



The magnitude and visual appearance of fading depends not only on the chosen printing system but the chosen image as well. In other words, different images are comprised of different colors, and the fading relationships between those colors dictate how the image will look as it fades. The sample print in this test report was made by reproducing the digital image shown on the left. It contains 30 standard colors. 24 of the colors are colorimetrically matched to the Macbeth ColorChecker™ chart viewed under D50 illumination. The remaining six colors supplement the ColorChecker™ array with four additional skin tone colors, one patch for paper white, and another for maximum black. The additional colors also round out the distribution of CIELAB L* (lightness) values in the test target.

Information about the fading characteristics of the product is provided in three ways:

1) You can visually assess the fading. The target images reproduced in this report are digitally reconstructed from the spectrally measured color data rather than scanning or otherwise reproducing the physical print by conventional techniques. This method ensures a colorimetrically accurate representation of the print appearance as the print fades. A calibrated monitor is recommended to experience the best possible reproduction of the test sample appearance. The side-by-side "before and after" presentation of the target images simulates looking at a perfect copy of the unexposed original print along side the same print after light exposure. You can also use Adobe Reader's full screen mode to cycle through the pages and "animate" the fading.

2) I* Color and tonal accuracy scores are reported. This report includes I* metric scores that compare the color and tonal relationships of the light exposed samples to the color and tonal relationships existing in the original print prior to light exposure. Perfect I* scores of 100% can be approached when no significant fading occurs. Average scores above 90% generally indicate excellent retention of original quality, 80% good, 70% fair, etc., but your conclusions may vary depending on your image quality requirements. I* color rates the retained color accuracy (hue and chroma) while I* tone rates the retained tonal accuracy (lightness and contrast). The score is on a percentile scale where 100% is a perfect match between the comparison image (e.g., "after" light exposure) and the reference image (e.g., "before" any light exposure). 0% I* color means no color accuracy is left. 0% I* tone means essentially no tonality remains and all image information content is lost. Negative I* values have significance as well and contribute to the average I* score when they occur. Negative I* color values mean false color has occurred, for example, when a skin tone turns green or a neutral gray becomes distinctly colorful. Negative I* tone scores mean visual contrast between colors has become inverted (i.e., like the tonal relationships in a photographic film negative). Serious image quality problems must arise before false colors and/or tones appear. For more information on the I* metric, please refer to the AaI&A web site.

3) Color changes are also reported using the classic color difference model, ΔE. Note that ΔE values lose perceptual scaling significance when they become large (e.g., > 15). Also, the ΔE equation does not unambiguously measure changes in image contrast. This limitation is generally not a problem for paints and textiles, but can be a serious oversight when evaluating photographic images. Properly tracking changes in image contrast was a major reason behind the development of the I* metric.

Table to Convert Megalux-hours of Light Exposure to estimated "Years on Display" Light Fastness Ratings.

Indoor Light Levels for Print Display		Multiply Mlux-hrs by	Megalux-hours in test									
Light Exposure	**Description**		**10**	**20**	**30**	**40**	**50**	**60**	**70**	**80**	**90**	**100**
≤ 10 Lux 24 hours per day	Interior rooms, storage areas, or hallways without windows, illuminated sparingly by artificial lighting	**11.42**	**114**	**228**	**342**	**457**	**571**	**685**	**799**	**913**	**1027**	**1142**
50 Lux 12 hours per day	"Museum Standard" display condition	**4.57**	**46**	**91**	**137**	**183**	**228**	**274**	**325**	**365**	**411**	**457**
120 Lux 12 hours per day "Kodak Display Years" (1)	Average home illumination level for photos is ~ 60 lux. 90% of all displayed photos do not exceed 120 lux (1).	**1.90**	**19**	**38**	**57**	**76**	**95**	**114**	**133**	**152**	**171**	**190**
228 Lux 12 hours per day	Relatively bright home or office. Note the simple 1:1 relationship between "years on display" and Mlux-hr values at this condition.	**1.00**	**10**	**20**	**30**	**40**	**50**	**60**	**70**	**80**	**90**	**100**
450 Lux 12 hours per day "WIR Display Years" (2) Also equals 500 lux for 11.8 hours per day	A bright home or commercial office building illumination level is 200-500 lux. Also, good illumination for color critical viewing and color matching tasks begins at about 500 lux.	**0.51**	**5**	**10**	**15**	**20**	**25**	**30**	**35**	**41**	**46**	**51**
2000 Lux 12 hours per day	Commercial Gallery. Also, critical color evaluation standards call for 2000 lux and a D50 illumination source.	**0.114**	**1.1**	**2.3**	**3.4**	**4.6**	**5.7**	**6.8**	**8.0**	**9.1**	**10.3**	**11.4**
5000 Lux 12 hours per day	E.g., Sunlight through a window striking print at an angle.	**0.046**	**0.5**	**0.9**	**1.4**	**1.8**	**2.3**	**2.7**	**3.2**	**3.7**	**4.1**	**4.6**
10,000 Lux 12 hours per day	South-facing window in U.S.A. , e.g., storefront display with photos directly facing window.	**0.023**	**0.2**	**0.5**	**0.7**	**0.9**	**1.1**	**1.4**	**1.6**	**1.8**	**2.1**	**2.3**

Light levels commonly encountered in the real world fluctuate widely throughout indoor print display environments and produce large variations in how long it takes for artwork to acquire light-induced damage. Use this table as a guide to estimate how many "years on display" (denoted in red text) it takes to accumulate an equivalent light exposure dosage. Review the test results to decide which Megalux-hour dose has caused fading to your level of concern (e.g., just noticeable, easily noticeable, objectionable, etc.). Then choose the "Light Exposure" description that best represents how your print is likely to be displayed. You may want to obtain a lux meter and make some measurements in your own display environment!

Note that as the years of display time increase, light-induced fading can be eclipsed by other serious aging mechanisms such as fading and/or staining caused by heat, humidity, and air pollutants. Mould damage can also occur at high humidity. Even when colorants remain water fast, direct contact with liquids may result in physical deformation and staining of the substrate. Also, temperature and especially strong seasonal humidity fluctuations can cause physical cracks and/or flaking, etc., over time. Handling damage such as scratching, abrasion, tears and creases, and catastrophic damage by smoke, fire, flood, etc., also destroy print quality over time. Thus, as illumination levels are reduced other forms of print degradation take on greater probability of occurrence.

(1) Eastman Kodak cited this exposure condition with a 90% confidence limit as a rationale for estimating print fading times of traditional color photo materials in typical home display environments. However, for light fading claims regarding its line of pigment-based inkjet printers, Kodak adopted the higher level of 450lux/12 hours per day which is also used by Wilhelm Imaging Research, Inc. (See below).

(2) Wilhelm Imaging Research (WIR) standardized its light fastness ratings on 450 lux for 12 hours per day in order to estimate the years on display necessary to reach "easily noticeable" fading. This average daily light exposure dosage, at an assumed 75˚F/60%RH temperature and humidity level, has become a de facto industry standard for most industry-sponsored predictive "years of life" light fading estimates in the absence of a published International Standards Organization (ISO) test standard. The table above readily shows how much error occurs in such "print lifetime" predictions as actual real world light levels for prints on display routinely deviate above and below the assumed 450 lux intensity value.

Sample Description

Sample # **AaI_20130124_SN004** **Batch #:** M1
Printer: Epson Stylus Pro 4900
Ink: Epson OEM UltraChrome HDR™
Media: Museo Portfolio Rag 300gsm
Coating(s): no additional coating

Test Print Prepared by: AaI&A member
Printed: January 24, 2013
Initial Print colors measured February 17, 2013
Test Started: February 20, 2013

Test Image: AaI_StandardColorSet(v2)forSRGB.tif
RIP?Driver settings: PSCS5, Epson OEM driver, 1440dpi, High speed "off",

Media Setting Epson Velvet Fine Art

Profile: MuseoPortfolioRag_Epson_4900(USFA).icc **Rendering** n.a.
Profile type: generic, provided by media vendor (http://www.museofineart.com)

Paper White Color (UV-included versus UV-excluded)

Optical Brighteners Present? *no*	**L***		**a***		**b***	
	UV inc	UV exc	UV inc	UV exc	UV inc	UV exc
Media Whitepoint Color	97.0	97.2	0.0	0.0	2.0	2.2
	UV-inc/UV-exc ΔL*, Δa*, Δb* respectively					
	0.2		0.0		0.2	
	Calculated differences, especially for Δb, indicate the role and magnitude of fluorescence on original paper color*					

Maximum Printed Black	**L***	**a***	**b***	Optical Density (Dmax)
	17.3	1.0	1.3	1.63

Light source: Phillips Colortone F40T12/C50 – 5000˚K full spectrum fluorescent. Color rendering Index (CRI) =92), soda lime glass filtered
Light Exposure Cycle: 8 hours on, 4 hours off, twice per 24 hours
CIELAB measurements: D50 2˚ observer, Xrite Gretag/Macbeth Spectrolino/Spectroscan

Average Illuminance during "on" cycle: **11,007 Lux**
Average Temperature: 24.5˚C over full test duration, 26.1˚C during light exposure.
Average Relative humidity: 53.9%RH over full test duration, 54.3%RH during light exposure.

Replicates/Compare to:

Compare to sample # **AaI_20130124_SN003** which uses the same printer, paper batch, and ink set, but the sample was printed using Colorbyte ImagePrint 9 RIP instead of the Epson OEM driver. These two samples have been run side by side in this direct paired-comparison light fade test.

Notes/Comments:

Graphs:

Epson Stylus Pro 4900, Epson OEM UltraChrome HDR™, Museo Portfolio Rag 300gsm, no additional coating

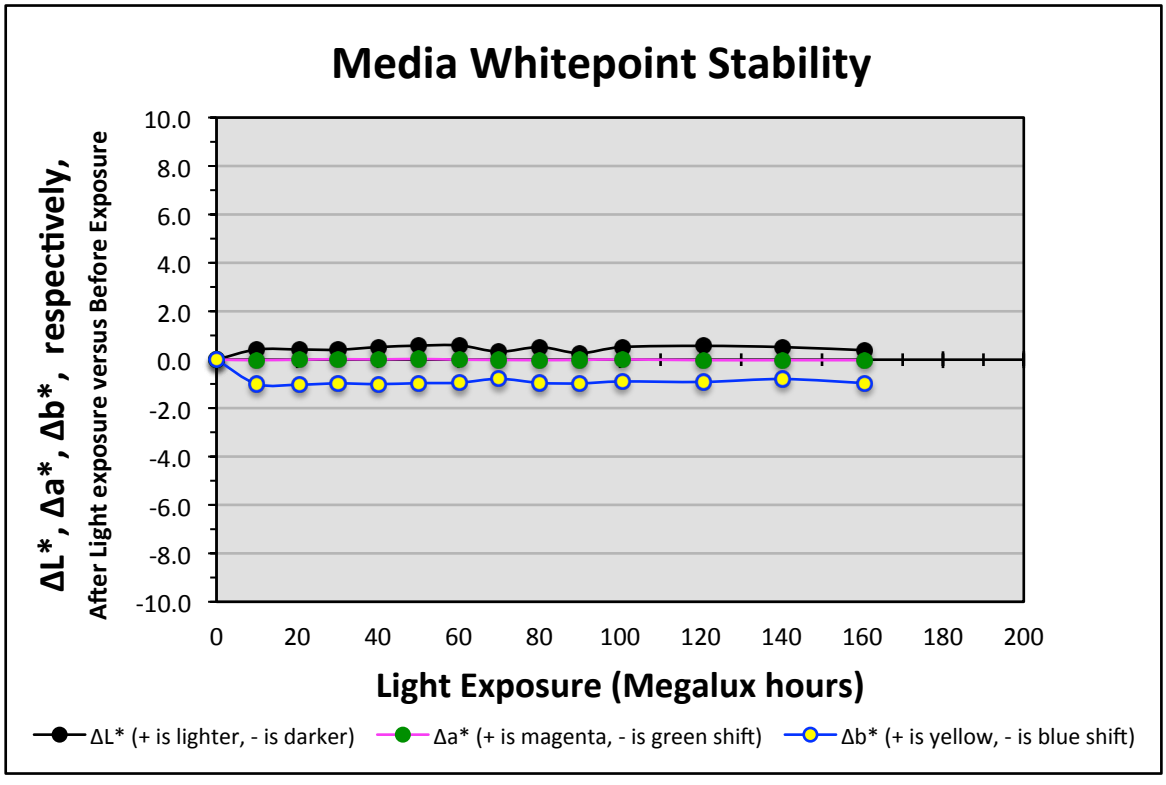

Epson Stylus Pro 4900, Epson OEM UltraChrome HDR™, Museo Portfolio Rag 300gsm, no additional coating

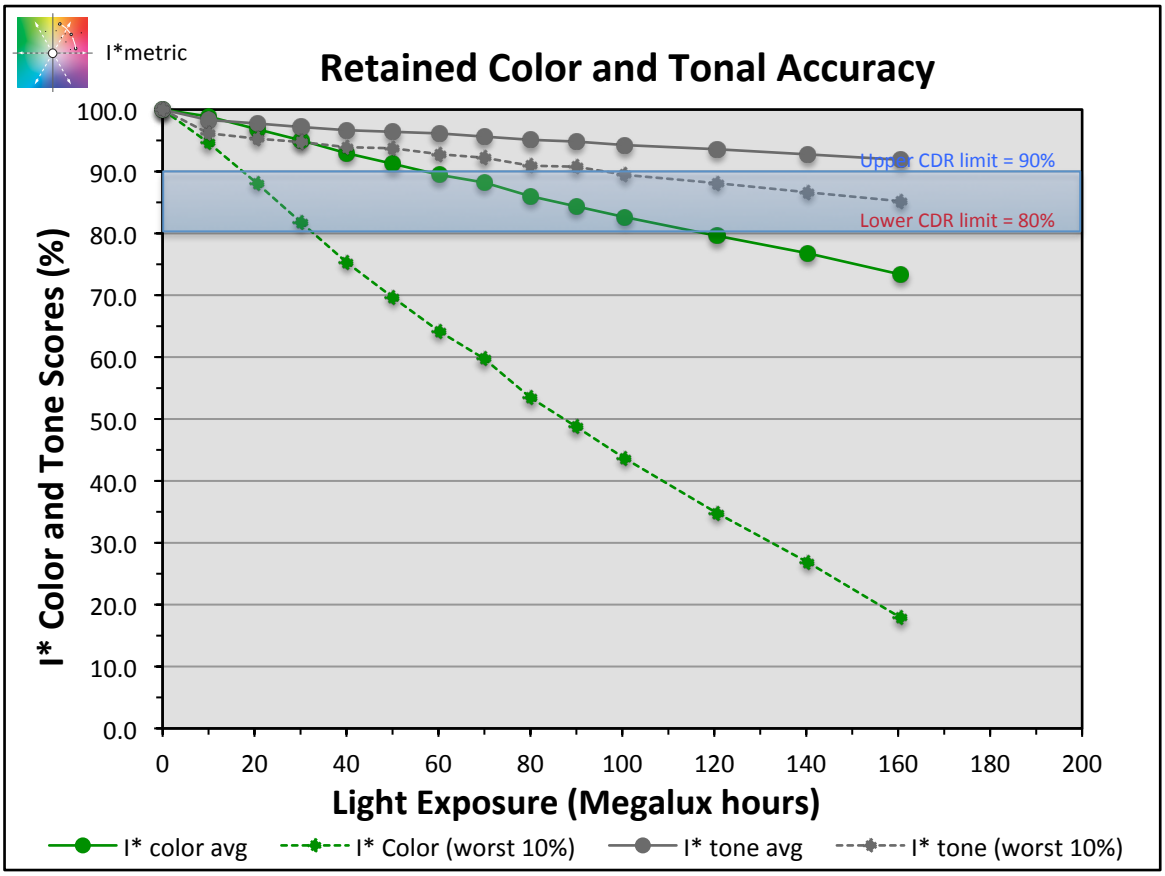

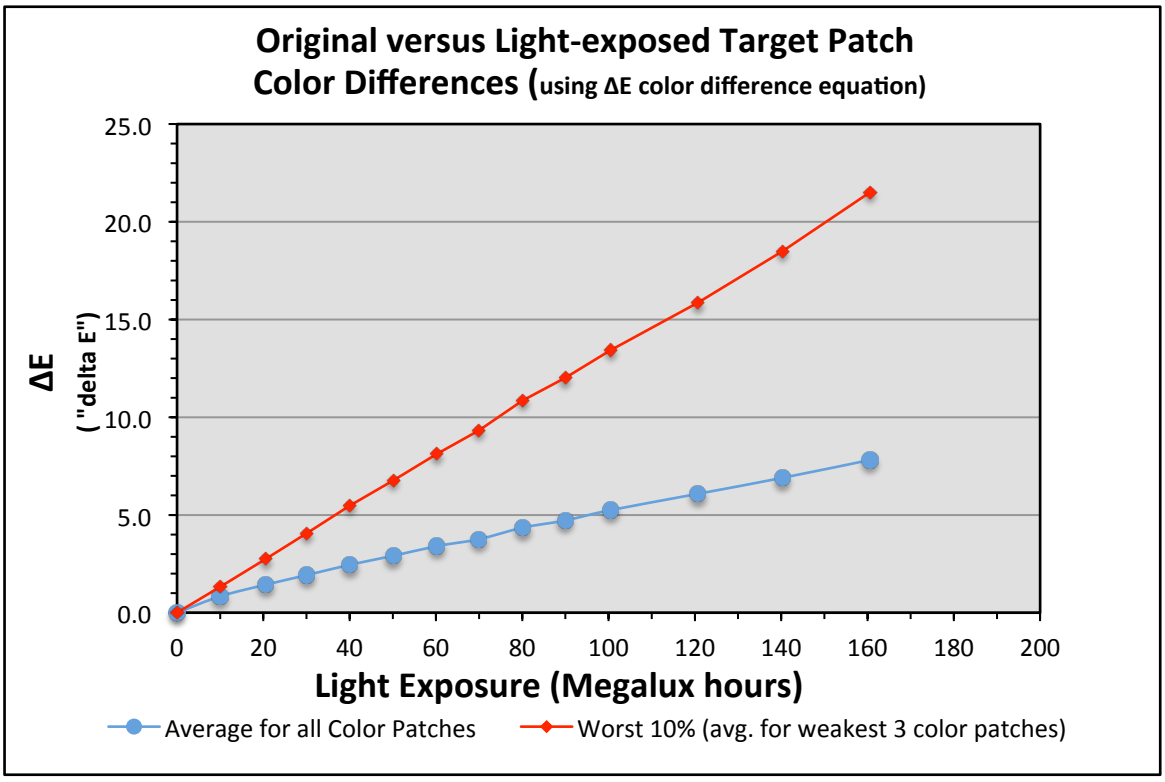

Epson Stylus Pro 4900, Epson OEM UltraChrome HDR™, Museo Portfolio Rag 300gsm, no additional coating



Original Print Colors before light exposure



Colors After light exposure

				L*		a*		b*	
Patch #	Description	I* Color	ΔE	Before	After	Before	After	Before	After
A1	Dark Skin	100.0	0.7	42.6	43.1	12.9	12.7	8.2	7.8
B1	Light Skin	97.0	1.2	67.1	67.7	13.2	12.9	12.3	11.3
C1	Blue sky	99.9	0.8	55.8	56.4	-4.3	-4.6	-18.1	-18.5
D1	Foliage	100.0	0.5	44.7	45.1	-9.4	-9.5	14.7	14.3
E1	blue flower	99.6	0.9	60.6	61.3	7.3	7.1	-20.1	-20.7
F1	bluish green	99.3	0.8	71.1	71.6	-24.8	-24.8	-2.5	-3.2
A1	orange	99.0	1.1	64.6	65.1	28.8	28.2	44.5	43.7
B2	purplish blue	99.8	0.9	51.1	51.8	6.6	6.1	-37.8	-37.7
C2	moderate red	99.1	1.0	56.2	56.6	42.9	42.6	9.0	8.2
D2	purple	100.0	0.6	40.9	41.5	21.9	21.7	-21.0	-21.1
E2	yellow green	99.2	1.1	72.4	73.0	-20.6	-20.8	44.6	43.7
F2	orange yellow	99.3	1.0	71.7	72.2	11.6	11.1	54.2	53.5
A3	blue	99.6	0.9	43.6	44.2	6.9	6.3	-42.2	-42.0
B3	green	99.5	0.8	55.7	56.2	-30.5	-30.6	20.5	19.9
C3	red	99.5	0.8	48.4	48.6	52.3	52.1	18.7	18.0
D3	yellow	99.2	1.1	80.6	81.1	0.5	0.0	64.5	63.7
E3	magenta	99.8	0.7	59.2	59.6	43.8	43.5	-14.0	-14.5
F3	cyan	100.0	0.7	56.9	57.5	-17.1	-17.3	-23.9	-24.2
A4	white	95.1	1.0	94.0	94.3	0.8	0.8	2.5	1.5
B4	neutral 8	98.1	0.8	78.2	78.7	-0.7	-0.8	1.6	0.9
C4	neutral 6.5	98.6	0.8	66.5	67.0	-1.8	-2.0	-0.1	-0.7
D4	neutral 5	99.8	0.8	53.9	54.5	-0.3	-0.5	-1.4	-1.9
E4	neutral 3.5	100.0	0.6	41.9	42.4	0.7	0.6	-1.4	-1.6
F4	black	100.0	0.5	29.8	30.3	-0.1	-0.1	-4.7	-4.8
A5	paper white	94.7	1.1	97.1	97.5	0.2	0.2	2.1	1.1
B5	Skin highlight L*=88	94.0	1.4	87.5	87.9	9.8	9.5	9.9	8.6
C5	Skin highlight L* =75	96.5	1.3	74.9	75.5	14.3	13.8	14.5	13.4
D5	Skin shadow L*=28	100.0	0.4	32.1	32.4	18.4	18.4	10.3	10.3
E5	Skin shadow L*=13	100.0	0.4	27.1	27.3	16.9	17.2	6.9	6.9
F5	Maximum Black	100.0	0.2	17.3	17.4	1.0	0.9	1.3	1.4

Summary Results	I* Color	I* tone	ΔE
Average Score for all patches	98.9	98.3	0.8
Worst 10% (3 lowest scoring patches)	94.6	96.2	1.3

10 Megalux hours

Epson Stylus Pro 4900, Epson OEM UltraChrome HDR™, Museo Portfolio Rag 300gsm, no additional coating



Original Print Colors before light exposure



Colors After light exposure

				L*		a*		b*	
Patch #	Description	I* Color	ΔE	Before	After	Before	After	Before	After
A1	Dark Skin	96.9	1.2	42.6	43.4	12.9	12.8	8.2	7.3
B1	Light Skin	89.8	2.5	67.1	68.0	13.2	12.9	12.3	10.0
C1	Blue sky	98.5	1.2	55.8	56.7	-4.3	-4.6	-18.1	-18.8
D1	Foliage	98.1	1.1	44.7	45.3	-9.4	-9.5	14.7	13.8
E1	blue flower	97.8	1.4	60.6	61.6	7.3	7.1	-20.1	-21.1
F1	bluish green	97.3	1.4	71.1	71.8	-24.8	-24.7	-2.5	-3.7
A1	orange	97.2	2.1	64.6	65.4	28.8	27.7	44.5	42.8
B2	purplish blue	99.1	1.2	51.1	52.0	6.6	5.9	-37.8	-37.4
C2	moderate red	97.4	1.8	56.2	56.9	42.9	42.6	9.0	7.4
D2	purple	100.0	0.8	40.9	41.7	21.9	21.8	-21.0	-21.2
E2	yellow green	96.3	2.4	72.4	73.2	-20.6	-20.9	44.6	42.3
F2	orange yellow	97.0	2.3	71.7	72.4	11.6	10.8	54.2	52.2
A3	blue	98.6	1.4	43.6	44.4	6.9	6.0	-42.2	-41.6
B3	green	96.8	1.8	55.7	56.5	-30.5	-30.5	20.5	18.9
C3	red	98.5	1.3	48.4	48.7	52.3	52.1	18.7	17.4
D3	yellow	96.7	2.7	80.6	81.3	0.5	-0.2	64.5	62.0
E3	magenta	99.7	1.0	59.2	59.9	43.8	43.4	-14.0	-14.5
F3	cyan	100.0	0.9	56.9	57.7	-17.1	-17.4	-23.9	-24.3
A4	white	93.7	1.2	94.0	94.4	0.8	0.8	2.5	1.4
B4	neutral 8	96.6	1.0	78.2	78.8	-0.7	-0.7	1.6	0.8
C4	neutral 6.5	94.7	1.3	66.5	67.2	-1.8	-2.0	-0.1	-1.1
D4	neutral 5	95.4	1.3	53.9	54.7	-0.3	-0.4	-1.4	-2.3
E4	neutral 3.5	100.0	0.9	41.9	42.6	0.7	0.6	-1.4	-1.9
F4	black	100.0	0.7	29.8	30.4	-0.1	-0.1	-4.7	-5.1
A5	paper white	94.4	1.1	97.1	97.5	0.2	0.2	2.1	1.1
B5	Skin highlight L*=88	86.1	2.5	87.5	88.1	9.8	9.5	9.9	7.5
C5	Skin highlight L* =75	88.3	3.0	74.9	75.7	14.3	13.9	14.5	11.7
D5	Skin shadow L*=28	100.0	0.6	32.1	32.5	18.4	18.6	10.3	10.2
E5	Skin shadow L*=13	99.5	0.7	27.1	27.4	16.9	17.5	6.9	6.9
F5	Maximum Black	100.0	0.3	17.3	17.5	1.0	1.0	1.3	1.4

Summary Results	I* Color	I* tone	ΔE
Average Score for all patches	96.8	97.8	1.4
Worst 10% (3 lowest scoring patches)	88.1	95.3	2.8

20 Megalux hours

Epson Stylus Pro 4900, Epson OEM UltraChrome HDR™, Museo Portfolio Rag 300gsm, no additional coating



Original Print Colors before light exposure



Colors After light exposure

				L*		a*		b*	
Patch #	Description	I* Color	ΔE	Before	After	Before	After	Before	After
A1	Dark Skin	93.4	1.8	42.6	43.6	12.9	12.9	8.2	6.7
B1	Light Skin	82.9	3.8	67.1	68.2	13.2	13.1	12.3	8.7
C1	Blue sky	97.7	1.4	55.8	56.9	-4.3	-4.6	-18.1	-19.0
D1	Foliage	95.8	1.4	44.7	45.4	-9.4	-9.5	14.7	13.4
E1	blue flower	96.0	1.8	60.6	61.7	7.3	7.2	-20.1	-21.5
F1	bluish green	96.1	1.7	71.1	72.0	-24.8	-24.6	-2.5	-4.0
A1	orange	95.3	3.1	64.6	65.5	28.8	27.7	44.5	41.8
B2	purplish blue	98.5	1.5	51.1	52.2	6.6	5.8	-37.8	-37.2
C2	moderate red	95.4	2.7	56.2	57.0	42.9	42.8	9.0	6.5
D2	purple	100.0	0.9	40.9	41.8	21.9	21.8	-21.0	-21.2
E2	yellow green	93.3	3.9	72.4	73.4	-20.6	-20.8	44.6	40.8
F2	orange yellow	94.8	3.5	71.7	72.6	11.6	10.7	54.2	51.0
A3	blue	97.9	1.7	43.6	44.6	6.9	5.8	-42.2	-41.4
B3	green	94.6	2.6	55.7	56.6	-30.5	-30.3	20.5	18.1
C3	red	97.5	1.9	48.4	48.8	52.3	52.0	18.7	16.9
D3	yellow	94.7	4.0	80.6	81.5	0.5	-0.1	64.5	60.7
E3	magenta	99.4	1.1	59.2	59.9	43.8	43.3	-14.0	-14.6
F3	cyan	100.0	1.1	56.9	57.9	-17.1	-17.4	-23.9	-24.2
A4	white	93.5	1.2	94.0	94.4	0.8	0.8	2.5	1.4
B4	neutral 8	96.3	1.1	78.2	78.8	-0.7	-0.8	1.6	0.8
C4	neutral 6.5	90.8	1.6	66.5	67.4	-1.8	-1.9	-0.1	-1.5
D4	neutral 5	91.0	1.7	53.9	54.9	-0.3	-0.4	-1.4	-2.7
E4	neutral 3.5	99.7	1.0	41.9	42.7	0.7	0.6	-1.4	-1.9
F4	black	100.0	0.9	29.8	30.5	-0.1	0.0	-4.7	-5.2
A5	paper white	94.9	1.1	97.1	97.5	0.2	0.2	2.1	1.1
B5	Skin highlight L*=88	80.5	3.3	87.5	88.1	9.8	9.6	9.9	6.7
C5	Skin highlight L* =75	82.0	4.3	74.9	75.8	14.3	13.9	14.5	10.4
D5	Skin shadow L*=28	100.0	0.7	32.1	32.6	18.4	18.7	10.3	10.0
E5	Skin shadow L*=13	99.1	0.7	27.1	27.3	16.9	17.6	6.9	6.9
F5	Maximum Black	100.0	0.3	17.3	17.5	1.0	0.9	1.3	1.5

Summary Results	I* Color	I* tone	ΔE
Average Score for all patches	95.0	97.2	1.9
Worst 10% (3 lowest scoring patches)	81.8	94.7	4.1

30 Megalux hours

Epson Stylus Pro 4900, Epson OEM UltraChrome HDR™, Museo Portfolio Rag 300gsm, no additional coating



Original Print Colors before light exposure



Colors After light exposure

				L*		a*		b*	
Patch #	Description	I* Color	ΔE	Before	After	Before	After	Before	After
A1	Dark Skin	90.0	2.3	42.6	43.6	12.9	13.1	8.2	6.2
B1	Light Skin	76.5	4.9	67.1	68.4	13.2	13.3	12.3	7.5
C1	Blue sky	96.3	1.7	55.8	57.0	-4.3	-4.5	-18.1	-19.2
D1	Foliage	93.5	1.8	44.7	45.5	-9.4	-9.4	14.7	13.0
E1	blue flower	94.0	2.2	60.6	61.9	7.3	7.3	-20.1	-21.9
F1	bluish green	94.5	2.1	71.1	72.1	-24.8	-24.4	-2.5	-4.4
A1	orange	93.4	4.2	64.6	65.7	28.8	27.6	44.5	40.7
B2	purplish blue	97.9	1.7	51.1	52.3	6.6	5.6	-37.8	-37.0
C2	moderate red	93.4	3.5	56.2	57.1	42.9	42.9	9.0	5.6
D2	purple	100.0	1.1	40.9	42.0	21.9	21.9	-21.0	-21.4
E2	yellow green	90.5	5.3	72.4	73.6	-20.6	-20.6	44.6	39.4
F2	orange yellow	92.9	4.6	71.7	72.8	11.6	10.6	54.2	49.9
A3	blue	97.4	2.0	43.6	44.7	6.9	5.6	-42.2	-41.3
B3	green	92.5	3.4	55.7	56.7	-30.5	-30.2	20.5	17.3
C3	red	96.3	2.6	48.4	48.9	52.3	52.1	18.7	16.2
D3	yellow	92.4	5.5	80.6	81.7	0.5	-0.2	64.5	59.2
E3	magenta	98.8	1.4	59.2	60.0	43.8	43.2	-14.0	-14.9
F3	cyan	100.0	1.2	56.9	58.0	-17.1	-17.4	-23.9	-24.3
A4	white	92.3	1.4	94.0	94.5	0.8	0.8	2.5	1.2
B4	neutral 8	94.9	1.2	78.2	79.0	-0.7	-0.8	1.6	0.6
C4	neutral 6.5	87.6	2.0	66.5	67.5	-1.8	-1.8	-0.1	-1.8
D4	neutral 5	86.9	2.2	53.9	55.1	-0.3	-0.3	-1.4	-3.1
E4	neutral 3.5	97.8	1.2	41.9	42.9	0.7	0.7	-1.4	-2.1
F4	black	97.0	1.2	29.8	30.7	-0.1	0.1	-4.7	-5.5
A5	paper white	94.6	1.1	97.1	97.6	0.2	0.2	2.1	1.1
B5	Skin highlight L*=88	74.1	4.2	87.5	88.3	9.8	9.6	9.9	5.8
C5	Skin highlight L* =75	75.3	5.7	74.9	76.1	14.3	14.2	14.5	9.0
D5	Skin shadow L*=28	98.9	1.0	32.1	32.7	18.4	18.9	10.3	9.8
E5	Skin shadow L*=13	98.7	0.8	27.1	27.4	16.9	17.6	6.9	6.9
F5	Maximum Black	100.0	0.2	17.3	17.4	1.0	0.9	1.3	1.5

Summary Results	I* Color	I* tone	ΔE
Average Score for all patches	92.9	96.7	2.5
Worst 10% (3 lowest scoring patches)	75.3	93.9	5.5

40 Megalux hours

Epson Stylus Pro 4900, Epson OEM UltraChrome HDR™, Museo Portfolio Rag 300gsm, no additional coating



Original Print Colors before light exposure



Colors After light exposure

				L*		a*		b*	
Patch #	Description	I* Color	ΔE	Before	After	Before	After	Before	After
A1	Dark Skin	86.9	2.7	42.6	43.7	12.9	13.1	8.2	5.8
B1	Light Skin	70.8	5.9	67.1	68.5	13.2	13.5	12.3	6.5
C1	Blue sky	95.5	1.9	55.8	57.2	-4.3	-4.3	-18.1	-19.4
D1	Foliage	91.0	2.3	44.7	45.6	-9.4	-9.3	14.7	12.6
E1	blue flower	92.5	2.5	60.6	62.0	7.3	7.4	-20.1	-22.2
F1	bluish green	93.2	2.4	71.1	72.2	-24.8	-24.2	-2.5	-4.7
A1	orange	91.6	5.1	64.6	65.8	28.8	27.6	44.5	39.7
B2	purplish blue	97.8	1.9	51.1	52.4	6.6	5.6	-37.8	-36.9
C2	moderate red	91.9	4.2	56.2	57.3	42.9	43.0	9.0	4.9
D2	purple	99.9	1.3	40.9	42.1	21.9	22.0	-21.0	-21.5
E2	yellow green	88.2	6.4	72.4	73.8	-20.6	-20.5	44.6	38.3
F2	orange yellow	90.8	5.7	71.7	73.0	11.6	10.6	54.2	48.7
A3	blue	97.0	2.2	43.6	44.9	6.9	5.6	-42.2	-41.0
B3	green	90.4	4.2	55.7	56.9	-30.5	-30.0	20.5	16.5
C3	red	95.4	3.1	48.4	49.0	52.3	52.3	18.7	15.7
D3	yellow	90.3	6.9	80.6	81.8	0.5	-0.3	64.5	57.8
E3	magenta	98.5	1.6	59.2	60.2	43.8	43.2	-14.0	-15.0
F3	cyan	100.0	1.3	56.9	58.1	-17.1	-17.3	-23.9	-24.3
A4	white	91.9	1.4	94.0	94.6	0.8	0.8	2.5	1.2
B4	neutral 8	94.1	1.4	78.2	79.1	-0.7	-0.7	1.6	0.6
C4	neutral 6.5	84.9	2.3	66.5	67.7	-1.8	-1.7	-0.1	-2.0
D4	neutral 5	83.4	2.5	53.9	55.2	-0.3	-0.2	-1.4	-3.5
E4	neutral 3.5	96.6	1.4	41.9	43.0	0.7	0.7	-1.4	-2.2
F4	black	94.4	1.5	29.8	30.8	-0.1	0.2	-4.7	-5.7
A5	paper white	95.0	1.1	97.1	97.7	0.2	0.2	2.1	1.1
B5	Skin highlight L*=88	69.3	4.9	87.5	88.5	9.8	9.7	9.9	5.1
C5	Skin highlight L* =75	68.8	7.0	74.9	76.2	14.3	14.3	14.5	7.7
D5	Skin shadow L*=28	98.4	1.1	32.1	32.8	18.4	18.9	10.3	9.6
E5	Skin shadow L*=13	98.5	0.9	27.1	27.5	16.9	17.7	6.9	6.8
F5	Maximum Black	100.0	0.2	17.3	17.5	1.0	1.0	1.3	1.5

Summary Results	I* Color	I* tone	ΔE
Average Score for all patches	91.2	96.4	2.9
Worst 10% (3 lowest scoring patches)	69.7	93.7	6.8

50 Megalux hours

Epson Stylus Pro 4900, Epson OEM UltraChrome HDR™, Museo Portfolio Rag 300gsm, no additional coating



Original Print Colors before light exposure

Colors After light exposure

Patch #	Description	I* Color	ΔE	L* Before	L* After	a* Before	a* After	b* Before	b* After
A1	Dark Skin	83.9	3.2	42.6	43.8	12.9	13.2	8.2	5.3
B1	Light Skin	66.0	6.8	67.1	68.7	13.2	13.5	12.3	5.6
C1	Blue sky	93.8	2.2	55.8	57.3	-4.3	-4.2	-18.1	-19.7
D1	Foliage	89.4	2.6	44.7	45.8	-9.4	-9.2	14.7	12.3
E1	blue flower	91.1	2.9	60.6	62.2	7.3	7.6	-20.1	-22.5
F1	bluish green	92.0	2.8	71.1	72.4	-24.8	-24.0	-2.5	-4.9
A1	orange	89.8	6.1	64.6	66.0	28.8	27.5	44.5	38.8
B2	purplish blue	97.2	2.1	51.1	52.6	6.6	5.5	-37.8	-36.7
C2	moderate red	90.3	4.9	56.2	57.4	42.9	43.0	9.0	4.2
D2	purple	99.8	1.4	40.9	42.2	21.9	22.0	-21.0	-21.5
E2	yellow green	85.8	7.7	72.4	74.0	-20.6	-20.5	44.6	37.1
F2	orange yellow	88.1	7.2	71.7	73.1	11.6	10.4	54.2	47.2
A3	blue	96.3	2.5	43.6	44.9	6.9	5.4	-42.2	-40.8
B3	green	88.5	4.9	55.7	57.1	-30.5	-30.0	20.5	15.8
C3	red	94.9	3.4	48.4	49.1	52.3	52.5	18.7	15.4
D3	yellow	87.9	8.4	80.6	82.0	0.5	-0.5	64.5	56.3
E3	magenta	98.6	1.7	59.2	60.4	43.8	43.3	-14.0	-15.0
F3	cyan	100.0	1.5	56.9	58.3	-17.1	-17.3	-23.9	-24.3
A4	white	91.6	1.5	94.0	94.6	0.8	0.8	2.5	1.2
B4	neutral 8	94.1	1.4	78.2	79.2	-0.7	-0.7	1.6	0.6
C4	neutral 6.5	82.5	2.5	66.5	67.8	-1.8	-1.7	-0.1	-2.2
D4	neutral 5	79.5	2.9	53.9	55.4	-0.3	-0.1	-1.4	-3.8
E4	neutral 3.5	92.7	1.7	41.9	43.1	0.7	0.9	-1.4	-2.6
F4	black	91.9	1.6	29.8	30.8	-0.1	0.3	-4.7	-5.9
A5	paper white	95.3	1.1	97.1	97.7	0.2	0.2	2.1	1.2
B5	Skin highlight L*=88	63.9	5.7	87.5	88.6	9.8	9.8	9.9	4.4
C5	Skin highlight L* =75	62.6	8.3	74.9	76.5	14.3	14.6	14.5	6.4
D5	Skin shadow L*=28	97.8	1.2	32.1	32.9	18.4	18.9	10.3	9.5
E5	Skin shadow L*=13	98.6	1.0	27.1	27.8	16.9	17.5	6.9	6.5
F5	Maximum Black	100.0	0.7	17.3	18.0	1.0	0.9	1.3	1.4

Summary Results	I* Color	I* tone	ΔE
Average Score for all patches	89.5	96.1	3.4
Worst 10% (3 lowest scoring patches)	64.1	92.8	8.1

60 Megalux hours

Epson Stylus Pro 4900, Epson OEM UltraChrome HDR™, Museo Portfolio Rag 300gsm, no additional coating



Original Print Colors before light exposure



Colors After light exposure

				L*		a*		b*	
Patch #	Description	I* Color	ΔE	Before	After	Before	After	Before	After
A1	Dark Skin	80.7	3.7	42.6	44.0	12.9	13.3	8.2	4.8
B1	Light Skin	61.4	7.7	67.1	68.8	13.2	13.7	12.3	4.8
C1	Blue sky	93.7	2.3	55.8	57.4	-4.3	-4.2	-18.1	-19.7
D1	Foliage	87.5	2.9	44.7	45.9	-9.4	-9.1	14.7	12.0
E1	blue flower	90.9	3.0	60.6	62.3	7.3	7.6	-20.1	-22.6
F1	bluish green	91.4	2.9	71.1	72.4	-24.8	-23.9	-2.5	-5.0
A1	orange	88.0	7.0	64.6	66.1	28.8	27.4	44.5	37.8
B2	purplish blue	96.1	2.5	51.1	52.7	6.6	5.3	-37.8	-36.3
C2	moderate red	89.1	5.4	56.2	57.4	42.9	43.1	9.0	3.7
D2	purple	100.0	1.4	40.9	42.3	21.9	22.0	-21.0	-21.4
E2	yellow green	83.3	8.8	72.4	74.1	-20.6	-20.3	44.6	35.9
F2	orange yellow	86.0	8.4	71.7	73.2	11.6	10.5	54.2	46.0
A3	blue	95.2	2.9	43.6	45.0	6.9	5.2	-42.2	-40.4
B3	green	86.6	5.6	55.7	57.2	-30.5	-29.7	20.5	15.2
C3	red	94.2	3.8	48.4	49.1	52.3	52.6	18.7	15.0
D3	yellow	85.7	9.8	80.6	82.0	0.5	-0.5	64.5	54.8
E3	magenta	98.8	1.7	59.2	60.5	43.8	43.2	-14.0	-14.8
F3	cyan	100.0	1.5	56.9	58.3	-17.1	-17.4	-23.9	-24.1
A4	white	92.3	1.4	94.0	94.5	0.8	0.8	2.5	1.2
B4	neutral 8	94.6	1.3	78.2	79.1	-0.7	-0.7	1.6	0.6
C4	neutral 6.5	81.1	2.7	66.5	67.8	-1.8	-1.7	-0.1	-2.4
D4	neutral 5	77.5	3.1	53.9	55.4	-0.3	0.0	-1.4	-4.0
E4	neutral 3.5	92.1	1.8	41.9	43.2	0.7	0.9	-1.4	-2.6
F4	black	90.0	1.8	29.8	30.8	-0.1	0.3	-4.7	-6.1
A5	paper white	96.9	0.9	97.1	97.4	0.2	0.2	2.1	1.3
B5	Skin highlight L*=88	60.4	6.1	87.5	88.5	9.8	9.8	9.9	3.9
C5	Skin highlight L* =75	57.5	9.3	74.9	76.5	14.3	14.8	14.5	5.4
D5	Skin shadow L*=28	97.0	1.3	32.1	32.8	18.4	19.0	10.3	9.3
E5	Skin shadow L*=13	98.2	1.1	27.1	27.8	16.9	17.6	6.9	6.6
F5	Maximum Black	100.0	0.6	17.3	17.9	1.0	0.9	1.3	1.5

Summary Results	I* Color	I* tone	ΔE
Average Score for all patches	88.2	95.6	3.8
Worst 10% (3 lowest scoring patches)	59.7	92.2	9.3

70 Megalux hours

Epson Stylus Pro 4900, Epson OEM UltraChrome HDR™, Museo Portfolio Rag 300gsm, no additional coating



Original Print Colors before light exposure

Colors After light exposure

				L*		a*		b*	
Patch #	Description	I* Color	ΔE	Before	After	Before	After	Before	After
A1	Dark Skin	77.6	4.2	42.6	44.1	12.9	13.4	8.2	4.4
B1	Light Skin	55.0	8.9	67.1	69.1	13.2	13.9	12.3	3.7
C1	Blue sky	91.9	2.7	55.8	57.7	-4.3	-4.0	-18.1	-20.0
D1	Foliage	84.9	3.4	44.7	46.0	-9.4	-9.0	14.7	11.6
E1	blue flower	88.6	3.6	60.6	62.6	7.3	7.8	-20.1	-23.1
F1	bluish green	89.5	3.5	71.1	72.6	-24.8	-23.7	-2.5	-5.4
A1	orange	85.9	8.1	64.6	66.3	28.8	27.2	44.5	36.7
B2	purplish blue	95.9	2.7	51.1	52.9	6.6	5.3	-37.8	-36.2
C2	moderate red	87.2	6.3	56.2	57.6	42.9	43.2	9.0	2.9
D2	purple	99.9	1.7	40.9	42.5	21.9	22.0	-21.0	-21.5
E2	yellow green	80.3	10.3	72.4	74.3	-20.6	-20.2	44.6	34.4
F2	orange yellow	83.5	9.8	71.7	73.4	11.6	10.4	54.2	44.7
A3	blue	95.0	3.1	43.6	45.2	6.9	5.2	-42.2	-40.2
B3	green	84.3	6.5	55.7	57.4	-30.5	-29.5	20.5	14.3
C3	red	93.1	4.4	48.4	49.2	52.3	52.4	18.7	14.4
D3	yellow	83.1	11.5	80.6	82.3	0.5	-0.6	64.5	53.2
E3	magenta	98.5	2.0	59.2	60.7	43.8	43.1	-14.0	-15.0
F3	cyan	100.0	1.7	56.9	58.6	-17.1	-17.3	-23.9	-24.2
A4	white	90.5	1.6	94.0	94.6	0.8	0.8	2.5	1.1
B4	neutral 8	93.7	1.4	78.2	79.1	-0.7	-0.7	1.6	0.5
C4	neutral 6.5	77.5	3.1	66.5	68.0	-1.8	-1.6	-0.1	-2.7
D4	neutral 5	72.8	3.6	53.9	55.6	-0.3	0.1	-1.4	-4.4
E4	neutral 3.5	89.8	2.1	41.9	43.3	0.7	0.9	-1.4	-2.8
F4	black	86.9	2.1	29.8	31.0	-0.1	0.4	-4.7	-6.4
A5	paper white	95.2	1.1	97.1	97.6	0.2	0.2	2.1	1.2
B5	Skin highlight L*=88	54.8	6.9	87.5	88.8	9.8	9.8	9.9	3.1
C5	Skin highlight L* =75	50.5	10.7	74.9	76.8	14.3	14.9	14.5	4.0
D5	Skin shadow L*=28	95.9	1.6	32.1	32.9	18.4	19.1	10.3	9.1
E5	Skin shadow L*=13	97.8	1.2	27.1	27.8	16.9	17.7	6.9	6.5
F5	Maximum Black	100.0	0.8	17.3	18.0	1.0	0.9	1.3	1.4

Summary Results	I* Color	I* tone	ΔE
Average Score for all patches	86.0	95.1	4.3
Worst 10% (3 lowest scoring patches)	53.4	90.9	10.9

80 Megalux hours

Epson Stylus Pro 4900, Epson OEM UltraChrome HDR™, Museo Portfolio Rag 300gsm, no additional coating



Original Print Colors before light exposure

Colors After light exposure

				L*		a*		b*	
Patch #	Description	I* Color	ΔE	Before	After	Before	After	Before	After
A1	Dark Skin	74.1	4.7	42.6	44.2	12.9	13.6	8.2	3.8
B1	Light Skin	50.1	9.7	67.1	69.1	13.2	14.0	12.3	2.8
C1	Blue sky	91.2	2.9	55.8	57.8	-4.3	-4.0	-18.1	-20.2
D1	Foliage	82.6	3.8	44.7	46.1	-9.4	-8.9	14.7	11.2
E1	blue flower	87.5	3.8	60.6	62.7	7.3	7.9	-20.1	-23.3
F1	bluish green	88.7	3.7	71.1	72.7	-24.8	-23.6	-2.5	-5.6
A1	orange	84.4	9.0	64.6	66.4	28.8	27.0	44.5	35.9
B2	purplish blue	95.4	2.9	51.1	53.0	6.6	5.2	-37.8	-36.0
C2	moderate red	85.9	6.8	56.2	57.7	42.9	43.3	9.0	2.3
D2	purple	99.6	1.7	40.9	42.5	21.9	22.1	-21.0	-21.6
E2	yellow green	78.0	11.5	72.4	74.4	-20.6	-20.1	44.6	33.3
F2	orange yellow	81.4	10.9	71.7	73.4	11.6	10.3	54.2	43.5
A3	blue	94.5	3.3	43.6	45.2	6.9	5.0	-42.2	-40.1
B3	green	82.5	7.1	55.7	57.5	-30.5	-29.4	20.5	13.7
C3	red	92.4	4.8	48.4	49.2	52.3	52.6	18.7	14.0
D3	yellow	81.0	12.9	80.6	82.2	0.5	-0.6	64.5	51.8
E3	magenta	98.2	2.1	59.2	60.7	43.8	43.0	-14.0	-15.1
F3	cyan	100.0	1.7	56.9	58.6	-17.1	-17.3	-23.9	-24.2
A4	white	89.4	1.6	94.0	94.4	0.8	0.7	2.5	1.0
B4	neutral 8	92.6	1.6	78.2	79.2	-0.7	-0.7	1.6	0.4
C4	neutral 6.5	75.3	3.2	66.5	68.0	-1.8	-1.5	-0.1	-2.9
D4	neutral 5	69.7	3.8	53.9	55.7	-0.3	0.2	-1.4	-4.7
E4	neutral 3.5	88.3	2.2	41.9	43.3	0.7	1.0	-1.4	-3.0
F4	black	84.6	2.3	29.8	31.0	-0.1	0.5	-4.7	-6.6
A5	paper white	94.9	1.0	97.1	97.4	0.2	0.2	2.1	1.1
B5	Skin highlight L*=88	50.6	7.5	87.5	88.7	9.8	9.9	9.9	2.5
C5	Skin highlight L* =75	45.5	11.7	74.9	76.7	14.3	15.1	14.5	3.0
D5	Skin shadow L*=28	95.0	1.7	32.1	32.8	18.4	19.1	10.3	9.0
E5	Skin shadow L*=13	97.1	1.2	27.1	27.7	16.9	17.8	6.9	6.5
F5	Maximum Black	100.0	0.6	17.3	17.9	1.0	1.0	1.3	1.4

Summary Results	I* Color	I* tone	ΔE
Average Score for all patches	84.4	94.8	4.7
Worst 10% (3 lowest scoring patches)	48.8	90.8	12.0

90 Megalux hours

Epson Stylus Pro 4900, Epson OEM UltraChrome HDR™, Museo Portfolio Rag 300gsm, no additional coating



Original Print Colors before light exposure

Colors After light exposure

				L*		a*		b*	
Patch #	Description	I* Color	ΔE	Before	After	Before	After	Before	After
A1	Dark Skin	71.5	5.1	42.6	44.3	12.9	13.7	8.2	3.5
B1	Light Skin	44.4	10.8	67.1	69.4	13.2	14.2	12.3	1.8
C1	Blue sky	89.9	3.2	55.8	58.0	-4.3	-3.8	-18.1	-20.4
D1	Foliage	80.6	4.2	44.7	46.2	-9.4	-8.9	14.7	10.8
E1	blue flower	86.2	4.2	60.6	63.0	7.3	8.1	-20.1	-23.5
F1	bluish green	87.3	4.1	71.1	72.8	-24.8	-23.3	-2.5	-5.9
A1	orange	82.3	10.1	64.6	66.7	28.8	27.1	44.5	34.8
B2	purplish blue	94.9	3.2	51.1	53.2	6.6	5.2	-37.8	-35.8
C2	moderate red	84.3	7.6	56.2	57.9	42.9	43.5	9.0	1.7
D2	purple	99.2	2.0	40.9	42.8	21.9	22.3	-21.0	-21.6
E2	yellow green	75.2	12.9	72.4	74.7	-20.6	-19.8	44.6	31.9
F2	orange yellow	79.4	12.1	71.7	73.7	11.6	10.3	54.2	42.4
A3	blue	94.1	3.6	43.6	45.5	6.9	4.9	-42.2	-39.9
B3	green	80.3	8.0	55.7	57.7	-30.5	-29.2	20.5	12.9
C3	red	91.3	5.4	48.4	49.4	52.3	52.9	18.7	13.4
D3	yellow	78.5	14.5	80.6	82.6	0.5	-0.6	64.5	50.2
E3	magenta	98.3	2.3	59.2	61.1	43.8	43.1	-14.0	-15.1
F3	cyan	100.0	2.0	56.9	58.9	-17.1	-17.2	-23.9	-24.2
A4	white	89.9	1.6	94.0	94.6	0.8	0.8	2.5	1.0
B4	neutral 8	92.5	1.8	78.2	79.5	-0.7	-0.6	1.6	0.4
C4	neutral 6.5	72.1	3.7	66.5	68.3	-1.8	-1.4	-0.1	-3.2
D4	neutral 5	65.8	4.3	53.9	55.9	-0.3	0.3	-1.4	-5.1
E4	neutral 3.5	86.6	2.4	41.9	43.5	0.7	1.1	-1.4	-3.1
F4	black	81.7	2.6	29.8	31.1	-0.1	0.6	-4.7	-6.8
A5	paper white	95.8	1.0	97.1	97.6	0.2	0.2	2.1	1.2
B5	Skin highlight L*=88	46.8	8.1	87.5	89.1	9.8	9.9	9.9	2.0
C5	Skin highlight L* =75	39.8	12.9	74.9	77.1	14.3	15.3	14.5	1.8
D5	Skin shadow L*=28	94.2	1.9	32.1	33.0	18.4	19.3	10.3	8.9
E5	Skin shadow L*=13	96.2	1.4	27.1	27.8	16.9	18.0	6.9	6.5
F5	Maximum Black	100.0	0.6	17.3	17.8	1.0	1.0	1.3	1.5

Summary Results	I* Color	I* tone	ΔE
Average Score for all patches	82.6	94.3	5.3
Worst 10% (3 lowest scoring patches)	43.7	89.5	13.4

100 Megalux hours

Epson Stylus Pro 4900, Epson OEM UltraChrome HDR™, Museo Portfolio Rag 300gsm, no additional coating



Original Print Colors before light exposure

Colors After light exposure

				L*		a*		b*	
Patch #	Description	I* Color	ΔE	Before	After	Before	After	Before	After
A1	Dark Skin	65.7	6.0	42.6	44.5	12.9	13.9	8.2	2.6
B1	Light Skin	34.8	12.5	67.1	69.7	13.2	14.6	12.3	0.1
C1	Blue sky	87.8	3.7	55.8	58.3	-4.3	-3.7	-18.1	-20.8
D1	Foliage	77.3	4.8	44.7	46.4	-9.4	-8.7	14.7	10.3
E1	blue flower	83.8	4.8	60.6	63.3	7.3	8.3	-20.1	-24.0
F1	bluish green	85.3	4.6	71.1	73.1	-24.8	-23.1	-2.5	-6.3
A1	orange	78.8	12.0	64.6	67.1	28.8	27.0	44.5	32.9
B2	purplish blue	94.5	3.5	51.1	53.5	6.6	5.2	-37.8	-35.6
C2	moderate red	81.7	8.7	56.2	58.2	42.9	43.7	9.0	0.5
D2	purple	98.5	2.3	40.9	43.0	21.9	22.4	-21.0	-21.8
E2	yellow green	70.4	15.2	72.4	75.0	-20.6	-19.4	44.6	29.6
F2	orange yellow	75.1	14.5	71.7	74.0	11.6	10.3	54.2	40.0
A3	blue	93.5	3.9	43.6	45.7	6.9	4.8	-42.2	-39.7
B3	green	76.8	9.3	55.7	57.9	-30.5	-29.0	20.5	11.6
C3	red	89.9	6.2	48.4	49.6	52.3	53.1	18.7	12.7
D3	yellow	74.1	17.3	80.6	82.9	0.5	-0.6	64.5	47.4
E3	magenta	98.2	2.6	59.2	61.4	43.8	43.2	-14.0	-15.2
F3	cyan	100.0	2.2	56.9	59.1	-17.1	-17.2	-23.9	-24.3
A4	white	89.2	1.7	94.0	94.7	0.8	0.8	2.5	1.0
B4	neutral 8	91.6	1.9	78.2	79.6	-0.7	-0.6	1.6	0.3
C4	neutral 6.5	68.0	4.1	66.5	68.5	-1.8	-1.3	-0.1	-3.6
D4	neutral 5	59.5	4.9	53.9	56.1	-0.3	0.5	-1.4	-5.7
E4	neutral 3.5	83.6	2.8	41.9	43.7	0.7	1.1	-1.4	-3.4
F4	black	77.0	3.1	29.8	31.2	-0.1	0.8	-4.7	-7.3
A5	paper white	95.6	1.1	97.1	97.7	0.2	0.2	2.1	1.2
B5	Skin highlight L*=88	39.5	9.1	87.5	89.3	9.8	9.9	9.9	1.0
C5	Skin highlight L* =75	30.0	15.0	74.9	77.5	14.3	15.6	14.5	-0.2
D5	Skin shadow L*=28	92.4	2.3	32.1	33.1	18.4	19.5	10.3	8.6
E5	Skin shadow L*=13	95.1	1.6	27.1	27.8	16.9	18.2	6.9	6.5
F5	Maximum Black	100.0	0.6	17.3	17.9	1.0	0.9	1.3	1.5

Summary Results	I* Color	I* tone	ΔE
Average Score for all patches	79.6	93.6	6.1
Worst 10% (3 lowest scoring patches)	34.8	88.1	15.8

120 Megalux hours

Epson Stylus Pro 4900, Epson OEM UltraChrome HDR™, Museo Portfolio Rag 300gsm, no additional coating



Original Print Colors before light exposure



Colors After light exposure

				L*		a*		b*	
Patch #	Description	I* Color	ΔE	Before	After	Before	After	Before	After
A1	Dark Skin	60.3	6.9	42.6	44.7	12.9	14.1	8.2	1.8
B1	Light Skin	25.7	14.2	67.1	70.0	13.2	15.1	12.3	-1.5
C1	Blue sky	86.9	4.0	55.8	58.5	-4.3	-3.5	-18.1	-20.9
D1	Foliage	72.8	5.5	44.7	46.5	-9.4	-8.5	14.7	9.5
E1	blue flower	82.7	5.2	60.6	63.6	7.3	8.5	-20.1	-24.2
F1	bluish green	83.9	5.0	71.1	73.2	-24.8	-22.8	-2.5	-6.6
A1	orange	75.1	14.0	64.6	67.4	28.8	27.0	44.5	30.9
B2	purplish blue	93.1	4.1	51.1	53.7	6.6	5.0	-37.8	-35.1
C2	moderate red	79.3	9.8	56.2	58.4	42.9	44.0	9.0	-0.5
D2	purple	98.3	2.5	40.9	43.2	21.9	22.6	-21.0	-21.7
E2	yellow green	65.0	17.9	72.4	75.3	-20.6	-19.0	44.6	27.0
F2	orange yellow	70.4	17.1	71.7	74.3	11.6	10.5	54.2	37.3
A3	blue	92.3	4.5	43.6	46.0	6.9	4.5	-42.2	-39.3
B3	green	73.1	10.7	55.7	58.2	-30.5	-28.6	20.5	10.3
C3	red	88.5	7.0	48.4	49.8	52.3	53.5	18.7	11.9
D3	yellow	69.3	20.4	80.6	83.1	0.5	-0.4	64.5	44.3
E3	magenta	98.3	2.8	59.2	61.6	43.8	43.2	-14.0	-15.1
F3	cyan	100.0	2.4	56.9	59.3	-17.1	-17.2	-23.9	-24.2
A4	white	89.5	1.7	94.0	94.7	0.8	0.7	2.5	1.0
B4	neutral 8	91.3	2.0	78.2	79.7	-0.7	-0.6	1.6	0.3
C4	neutral 6.5	63.8	4.5	66.5	68.7	-1.8	-1.2	-0.1	-4.0
D4	neutral 5	53.7	5.5	53.9	56.4	-0.3	0.7	-1.4	-6.2
E4	neutral 3.5	81.6	3.0	41.9	43.9	0.7	1.2	-1.4	-3.6
F4	black	72.9	3.5	29.8	31.4	-0.1	0.9	-4.7	-7.6
A5	paper white	96.8	1.0	97.1	97.6	0.2	0.2	2.1	1.3
B5	Skin highlight L*=88	34.3	9.9	87.5	89.4	9.8	9.9	9.9	0.3
C5	Skin highlight L* =75	20.6	16.9	74.9	77.8	14.3	16.1	14.5	-2.0
D5	Skin shadow L*=28	90.5	2.7	32.1	33.1	18.4	19.7	10.3	8.2
E5	Skin shadow L*=13	93.9	1.8	27.1	27.9	16.9	18.4	6.9	6.4
F5	Maximum Black	100.0	0.6	17.3	17.8	1.0	0.9	1.3	1.5

Summary Results	I* Color	I* tone	ΔE
Average Score for all patches	76.8	92.8	6.9
Worst 10% (3 lowest scoring patches)	26.9	86.6	18.5

140 Megalux hours

Epson Stylus Pro 4900, Epson OEM UltraChrome HDR™, Museo Portfolio Rag 300gsm, no additional coating



Original Print Colors before light exposure

Colors After light exposure

				L*		a*		b*	
Patch #	Description	I* Color	ΔE	Before	After	Before	After	Before	After
A1	Dark Skin	53.5	8.0	42.6	44.9	12.9	14.5	8.2	0.8
B1	Light Skin	15.1	16.2	67.1	70.3	13.2	15.5	12.3	-3.4
C1	Blue sky	84.4	4.5	55.8	58.8	-4.3	-3.3	-18.1	-21.3
D1	Foliage	68.6	6.3	44.7	46.7	-9.4	-8.4	14.7	8.8
E1	blue flower	80.0	5.9	60.6	63.9	7.3	8.9	-20.1	-24.7
F1	bluish green	81.7	5.6	71.1	73.4	-24.8	-22.5	-2.5	-7.0
A1	orange	71.1	16.1	64.6	67.8	28.8	27.0	44.5	28.8
B2	purplish blue	92.6	4.4	51.1	54.0	6.6	5.1	-37.8	-34.9
C2	moderate red	76.5	11.1	56.2	58.7	42.9	44.5	9.0	-1.7
D2	purple	97.4	2.8	40.9	43.4	21.9	22.9	-21.0	-21.8
E2	yellow green	59.4	20.7	72.4	75.6	-20.6	-18.4	44.6	24.2
F2	orange yellow	65.3	19.9	71.7	74.6	11.6	10.6	54.2	34.5
A3	blue	91.8	4.8	43.6	46.2	6.9	4.4	-42.2	-39.0
B3	green	69.2	12.2	55.7	58.5	-30.5	-28.3	20.5	8.9
C3	red	86.8	8.0	48.4	50.0	52.3	53.9	18.7	11.1
D3	yellow	64.0	23.9	80.6	83.3	0.5	-0.2	64.5	40.8
E3	magenta	98.2	3.0	59.2	61.9	43.8	43.4	-14.0	-15.3
F3	cyan	100.0	2.6	56.9	59.5	-17.1	-17.1	-23.9	-24.2
A4	white	88.1	1.7	94.0	94.6	0.8	0.8	2.5	0.8
B4	neutral 8	90.0	2.1	78.2	79.7	-0.7	-0.6	1.6	0.2
C4	neutral 6.5	58.9	5.0	66.5	68.9	-1.8	-1.1	-0.1	-4.4
D4	neutral 5	47.3	6.1	53.9	56.5	-0.3	0.9	-1.4	-6.8
E4	neutral 3.5	77.7	3.3	41.9	44.0	0.7	1.3	-1.4	-3.9
F4	black	67.6	3.9	29.8	31.3	-0.1	1.1	-4.7	-8.1
A5	paper white	95.1	1.0	97.1	97.5	0.2	0.2	2.1	1.1
B5	Skin highlight L*=88	27.9	10.8	87.5	89.5	9.8	9.9	9.9	-0.6
C5	Skin highlight L* =75	10.6	18.9	74.9	78.0	14.3	16.5	14.5	-4.0
D5	Skin shadow L*=28	88.1	3.2	32.1	33.2	18.4	20.0	10.3	7.8
E5	Skin shadow L*=13	93.6	1.8	27.1	27.8	16.9	18.4	6.9	6.3
F5	Maximum Black	100.0	0.5	17.3	17.8	1.0	0.9	1.3	1.5

Summary Results	I* Color	I* tone	ΔE
Average Score for all patches	73.4	91.9	7.8
Worst 10% (3 lowest scoring patches)	17.9	85.2	21.5

160 Megalux hours

The 180 Megalux hour Update will be posted on approximately DEC 20, 2017.



Original Print Colors before light exposure

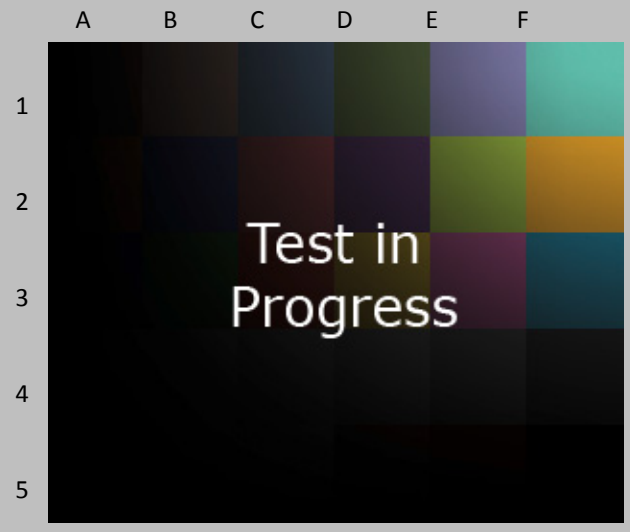

Colors After light exposure

Patch #	Description	I* Color	ΔE	L* Before	L* After	a* Before	a* After	b* Before	b* After
A1	Dark Skin			42.6		12.9		8.2	
B1	Light Skin			67.1		13.2		12.3	
C1	Blue sky			55.8		-4.3		-18.1	
D1	Foliage			44.7		-9.4		14.7	
E1	blue flower			60.6		7.3		-20.1	
F1	bluish green			71.1		-24.8		-2.5	
A1	orange			64.6		28.8		44.5	
B2	purplish blue			51.1		6.6		-37.8	
C2	moderate red			56.2		42.9		9.0	
D2	purple			40.9		21.9		-21.0	
E2	yellow green			72.4		-20.6		44.6	
F2	orange yellow			71.7		11.6		54.2	
A3	blue			43.6		6.9		-42.2	
B3	green			55.7		-30.5		20.5	
C3	red			48.4		52.3		18.7	
D3	yellow			80.6		0.5		64.5	
E3	magenta			59.2		43.8		-14.0	
F3	cyan			56.9		-17.1		-23.9	
A4	white			94.0		0.8		2.5	
B4	neutral 8			78.2		-0.7		1.6	
C4	neutral 6.5			66.5		-1.8		-0.1	
D4	neutral 5			53.9		-0.3		-1.4	
E4	neutral 3.5			41.9		0.7		-1.4	
F4	black			29.8		-0.1		-4.7	
A5	paper white			97.1		0.2		2.1	
B5	Skin highlight L*=88			87.5		9.8		9.9	
C5	Skin highlight L* =75			74.9		14.3		14.5	
D5	Skin shadow L*=28			32.1		18.4		10.3	
E5	Skin shadow L*=13			27.1		16.9		6.9	
F5	Maximum Black			17.3		1.0		1.3	

Summary Results	I* Color	I* tone	ΔE
Average Score for all patches			
Worst 10% (3 lowest scoring patches)			

180 Megalux hours