Aardenburg Imaging
& Archives

Tested System:
ID#: 330

Printer: Epson SureColor P600

Inks/Colorants: Epson UltraChrome HD

Media: Red River Palo Duro Soft Gloss Rag

Coating(s): no additional coating

Sample set: AaI_20160924_SN001

Testing Status: 200 Megalux hours total light exposure
Light Fade Testing is complete. Dark storage samples continue to be updated.

Conservation Display Ratings (CDR) Summary to Date:

Sample(s) exposed to light, measured immediately
Lower limit: 95 Megalux hours (for weakest 10% of the color patches)
Upper limit: 122 Megalux hours (for average of all the color patches)

Light exposed samples measured after 3 to 4 years dark storage
Lower limit: 95 Megalux hours (for weakest 10% of the color patches)
Upper limit: 122 Megalux hours (for average of all the color patches)

Dark Storage control sample, no light exposure, measured after 4 years
Lower limit: excellent condition, not exceeding lower CDR limit
Upper limit: excellent condition, not exceeding upper CDR limit

*Note: a CDR with narrow range (typically less than 2:1) indicates relatively even overall fading of the image. A wide range indicates faster fading in certain local colors/tones prior to general fading of most colors/tones in the entire image. Compare ratings for different systems directly and/or use the table on page 2 to estimate time (years) on display.

* Please read document AaI_2009_0118_TA-01.pdf, **"An Overview of the AaI&A Conservation Display Ratings"**,

This report has been prepared for the exclusive use of members of Aardenburg Imaging & Archives. Members may share this information with other members, friends, colleagues, and individual clients. It may also be distributed to groups for educational purposes (classes, lectures, educational seminars. etc). However, all contents including but not limited to Conservation Display Ratings may not be posted to web sites and may not be reproduced or distributed for corporate research, marketing, or other promotional purposes without written permission from Aardenburg Imaging & Archives.

copyright ©2021

Table of Contents

I Process Description (Printer Inks, Media, etc.)	**page 3**
Tone curve and gray scale neutrality	page 5
II Accelerated Light Exposure Test Results	**Page 6**
Media Whitepoint stability during lightfade test	page 6
I* Color and Tone Graph, Delta E graph	page 7
30 patch target color values (before and after)	pages 8-22
III Light Induced Low-intensity Staining/yellowing Test Results	**page 23**
I* Color and Tone Summary Scores and Δb* plot for increasing exposure doses and dark storage times	pages 23-24
30 patch target L*a*b* values (before and after)	pages 25-41
IV Dark Storage Control Sample Test Results	**page 42**
I* Color and Tone graph	page 42
30 patch target L*a*b* values (before and after)	pages 43-48
V Comments and Conclusions	**page 43**
Addenda	**page 49**
Table to convert megalux hours to "years on display"	page 50
About this report	page 51
Conservation Display Rating Criteria	page 52

Section I: Process Description

This section contains a description of the tested print process, typically comprised of an inkjet printer, a specific set of inks, and a specific choice of media. However, the test report may also describe other photographic and/or photomechanical printing processes such as conventional chromogenic color processes, alternative B&W processes, dye subimation, xerographic processes, etc., and the tested samples may also include additional coatings or laminates applied to the print surface at a later stage in the fabrication. This section may also contain illustrations and other documentation about the the process as well.

Epson SureColor P600, Epson UltraChrome HD, Red River Palo Duro Soft Gloss Rag, no additional coating

Sample Set:	**AaI_20160924_SN001**	**Batch #:**	Q1
Printer:	Epson SureColor P600		
Ink:	Epson UltraChrome HD		
Media:	Red River Palo Duro Soft Gloss Rag		
Coating(s):	no additional coating		
Test Print Prepared by:	AaI&A		
Printed:	September 24, 2016		
Initial Print colors measured	November 29, 2016		
Test Started:	November 30, 2016		
Test Image:	AaI_StandardColorSet(v2)forSRGB.tif		
RIP/Driver settings:	5760dpi,High speed=OFF		
Media Setting	Premium Photo Paper Semigloss		
Profile:	AaI_P600_OEMink_RRPDSGR_PPPSG_5760dpi_Hsoff.icc		
Profile type:	custom		
Rendering intent:	perceputal		

Paper White and Maximum Printed Black Values (M0 readings)

Optical brighteners Present? *no*	**L***		**a***		**b***	
	UV inc	UV exc	UV inc	UV exc	UV inc	UV exc
M0 Media Whitepoint Color ISO 13655-2009:	99.1	99.1	0.2	0.2	0.6	0.7
	UV-inc/UV-exc ΔL*, Δa*, Δb* respectively					
	0.0		0.0		0.0	
L* = 99.1 a* = 0.2 b* = 0.6	*Calculated differences, especially for Δb*, indicate the role and magnitude of fluorescence on original paper color*					

Maximum Printed Black	**L***	**a***	**b***	Optical Density (Dmax)
	3.0	-0.2	-1.3	2.47

Paper White and Maximum Printed Black Values (M1 readings)

	L*		**a***		**b***	
	UV inc	UV exc	UV inc	UV exc	UV inc	UV exc
M1 Media Whitepoint Color ISO 13655-2009:	99.1	99.1	0.2	0.2	0.6	0.7
	UV-inc/UV-exc ΔL*, Δa*, Δb* respectively					
	0.0		0.0		0.0	
L* = 99.1 a* = 0.2 b* = 0.6	*Calculated differences, especially for Δb*, indicate the role and magnitude of fluorescence on original paper color*					

Maximum Printed Black	**L***	**a***	**b***	Optical Density (Dmax)
	3.1	-0.3	-1.3	2.47

Light source:	Phillips Colortone F40T12/C50 – 5000˚K full spectrum fluorescent. Color rendering Index (CRI) =92)
Light Exposure Cycle:	~12klux illumination, 24 hours per day
Average Temperature:	24.9˚C over full test duration, 25.2˚C during light exposure.
Average Relative humidity:	53.7%RH over full test duration, 53.5%RH during light exposure.
CIELAB measurements:	D50 2˚ observer, Xrite i1Pro2, M0,M1, and M2 conditions where applicable

Initial Image Reproduction – Tone Curve and Grayscale Neutrality

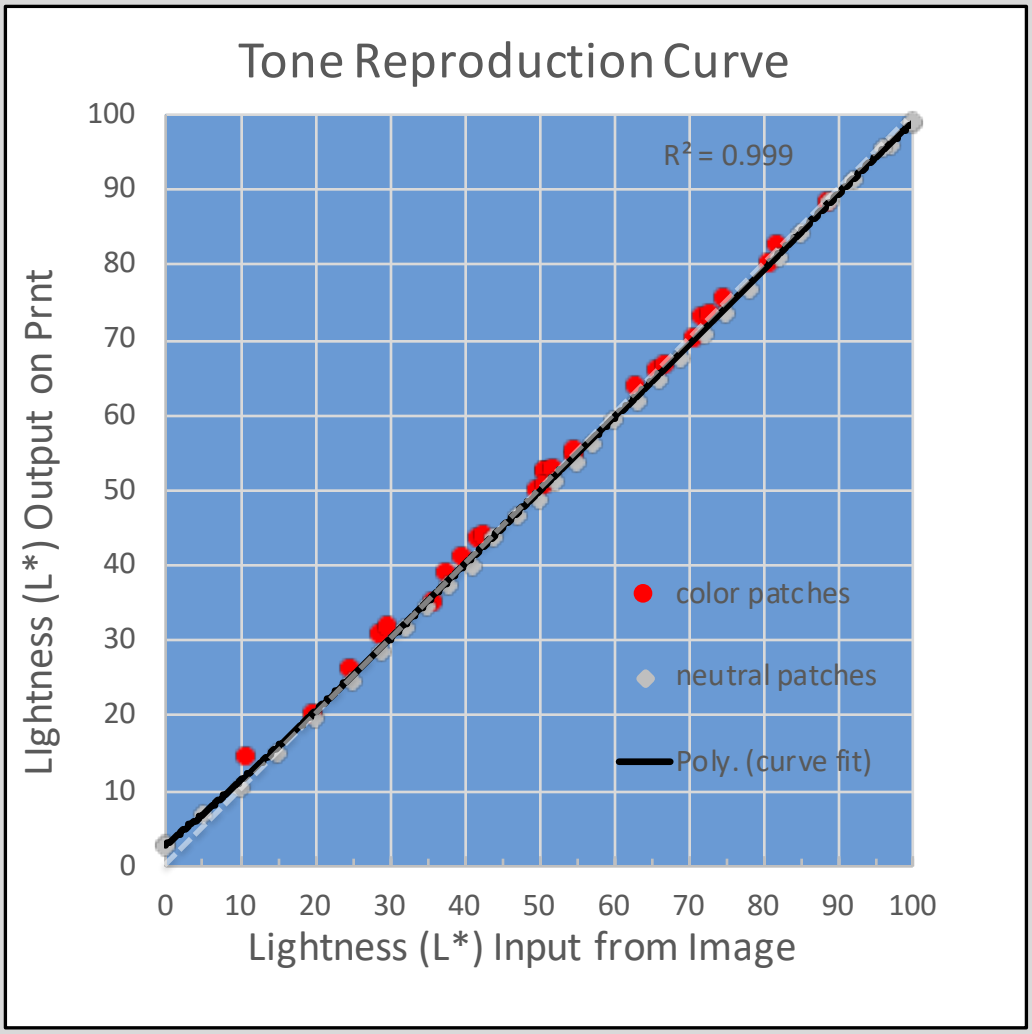

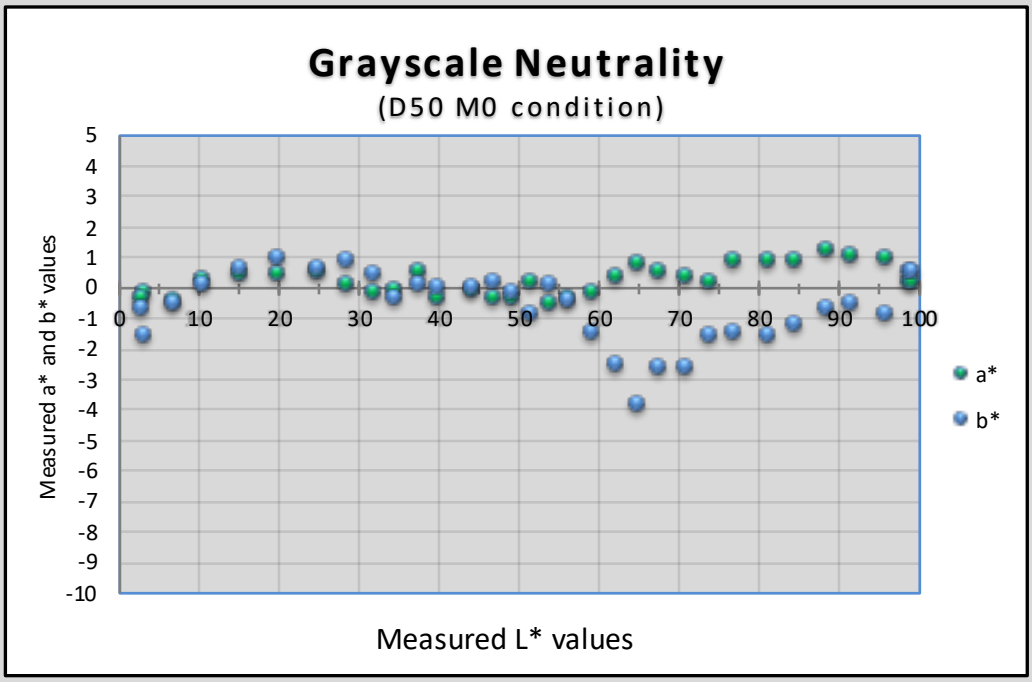

Section II: Accelerated Light Fade test results

This section of the report contains the light exposure test results measured immediately after each exposure interval is completed. Samples are pulled directly from the light fade test unit, measured within a few hours using an Xrite i1 Pro2 spectrophotometer, and then returned to the test unit for additional ongoing exposure. This methodolody is a traditional scientific approach to light fastness testing of photographic materials, and provides insight into the fade resistance of the image forming colorants as well as the fade and discoloration resistance of the media when exposed to continuous illumination on display. However, it does not acccount for any photochemical reaction products which may require longer time periods at ambient room temperature and relative humidity levels to form additional staining or yelowing appearance. Some reaction products are metastable and thus light bleachable, appearing and/or reappearing only over time when the print is displayed under significantly lower average illumination levels or stored in the dark when not continuously on display. See section III for test conditions designed to track this other potential media yellowing issue.

Epson SureColor P600, Epson UltraChrome HD, Red River Palo Duro Soft Gloss Rag, no additional coating

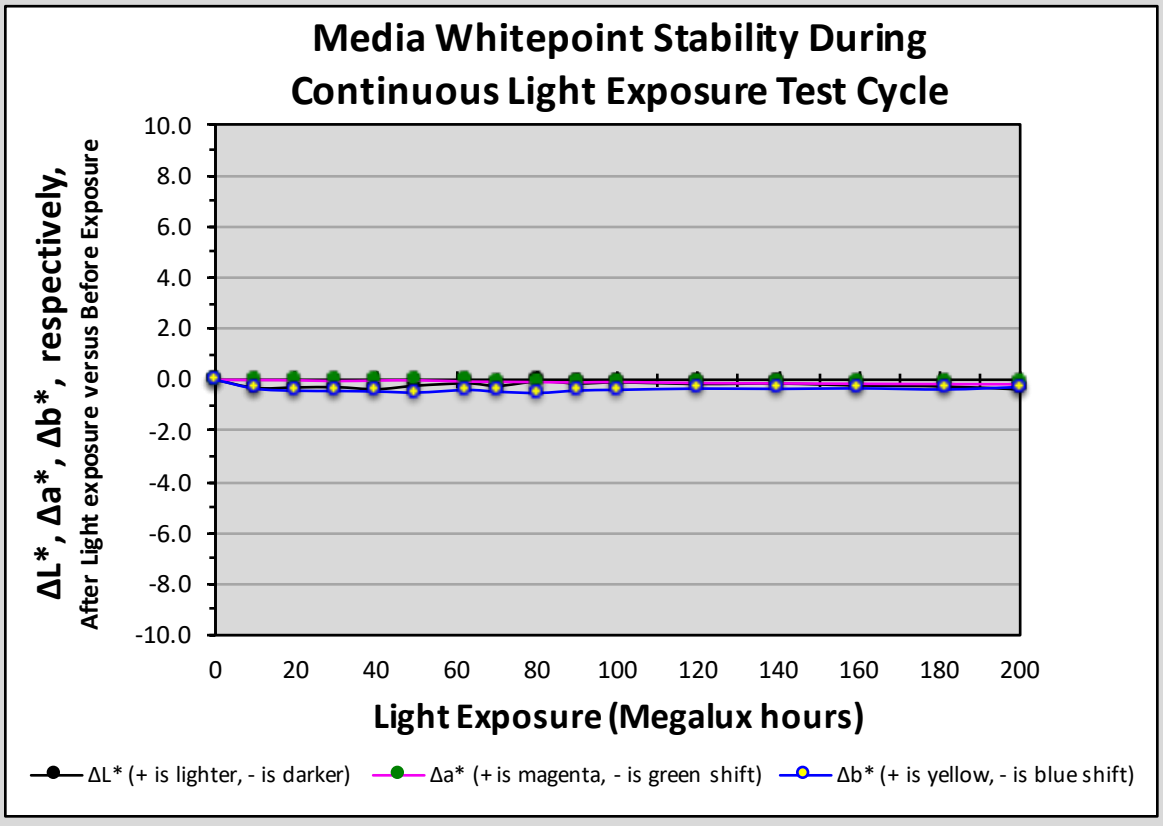

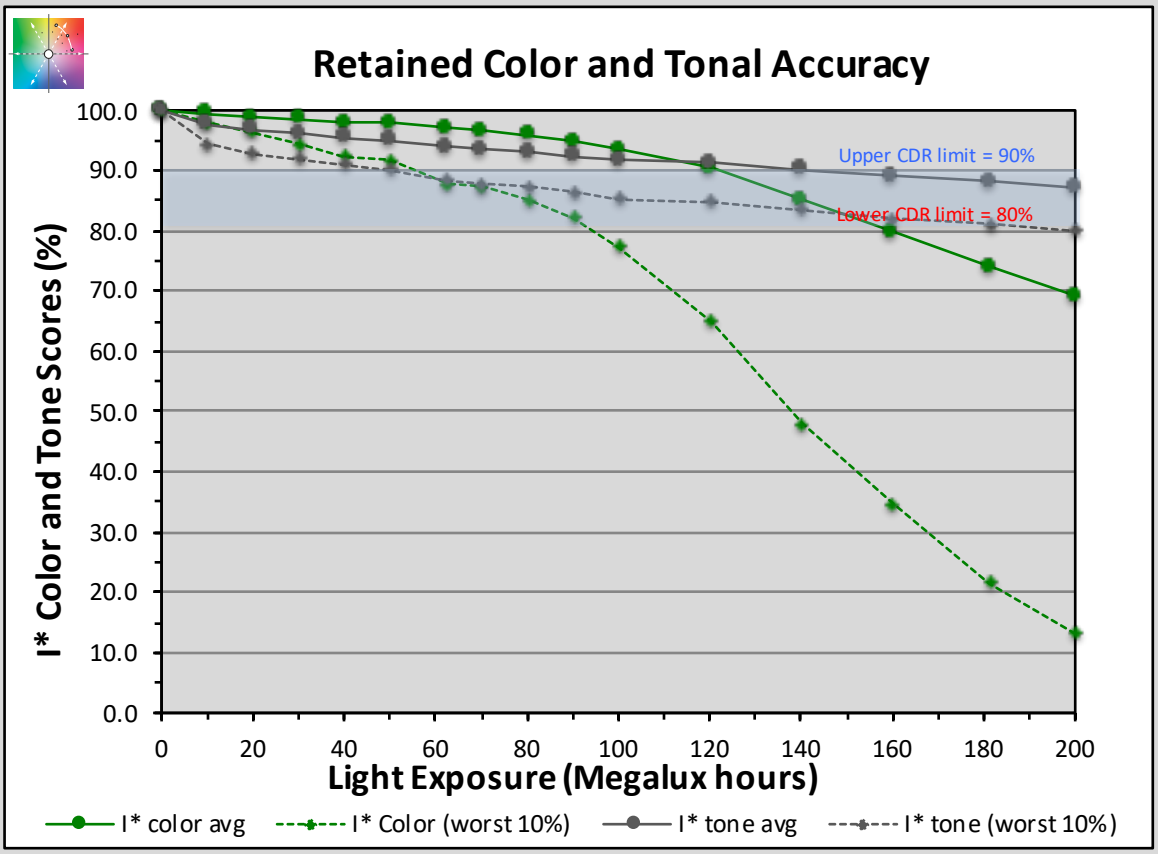

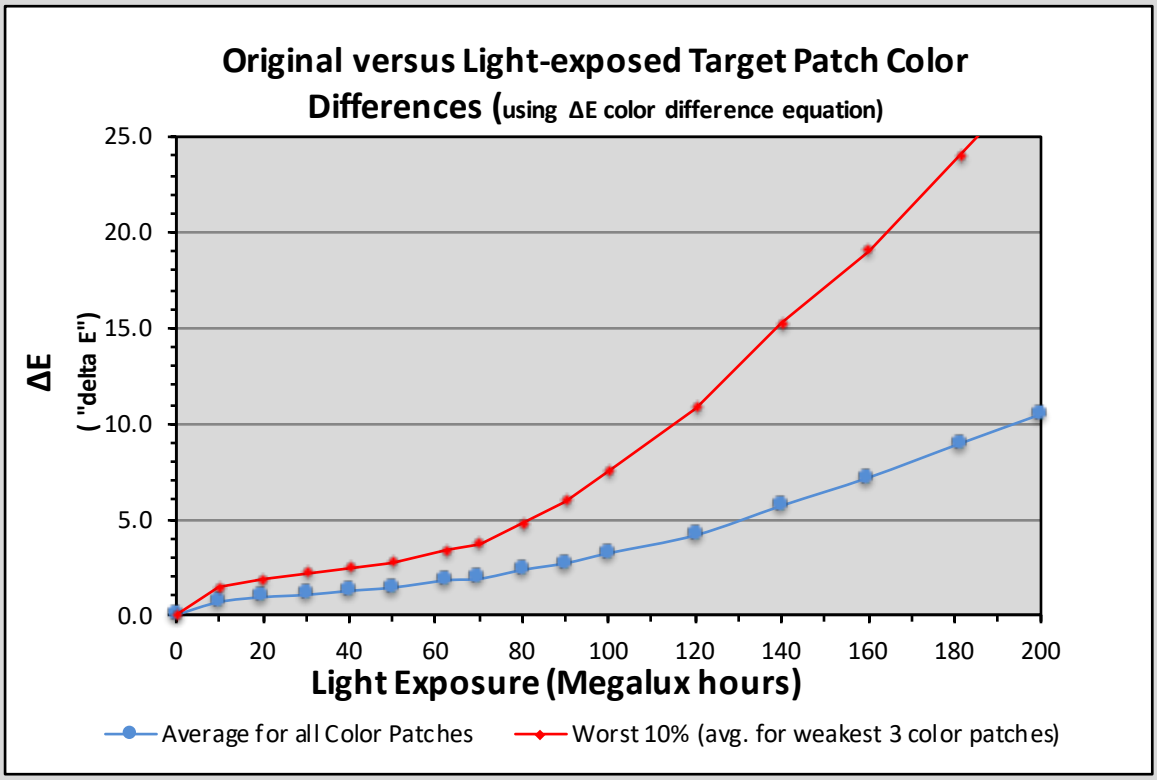

Epson SureColor P600, Epson UltraChrome HD, Red River Palo Duro Soft Gloss Rag, no additional coating

Printer: Epson SC P600 **Ink:** Epson UCHD **Media:** Red River Palo Duro Soft Gloss Rag, no additional coating



Original Print Colors before light exposure



Colors After light exposure

Patch #	Description	I* Color	ΔE	L* Before	L* After	a* Before	a* After	b* Before	b* After
A1	Dark Skin	98.6	0.9	39.3	39.7	13.6	13.2	11.4	12.0
B1	Light Skin	98.5	0.9	66.2	66.5	18.1	17.5	17.8	18.4
C1	Blue sky	99.5	0.7	50.1	50.5	-4.4	-4.9	-22.5	-22.1
D1	Foliage	100.0	0.4	44.0	44.3	-12.2	-12.3	21.0	21.4
E1	blue flower	98.7	0.9	54.7	55.1	9.1	8.6	-24.5	-23.9
F1	bluish green	100.0	0.1	70.4	70.4	-31.1	-31.0	-1.0	-0.9
A1	orange	99.3	1.0	64.1	64.2	34.8	33.8	55.9	56.0
B2	purplish blue	97.9	1.5	41.3	41.8	10.2	9.1	-44.0	-43.1
C2	moderate red	99.3	0.8	52.7	52.7	47.2	46.4	16.3	16.4
D2	purple	99.0	0.9	31.5	31.9	23.0	22.5	-18.5	-18.0
E2	yellow green	100.0	0.1	73.4	73.3	-22.1	-22.1	54.6	54.6
F2	orange yellow	99.6	0.8	73.0	73.1	18.4	17.6	67.7	67.8
A3	blue	97.8	1.6	30.6	31.1	13.3	12.0	-47.1	-46.2
B3	green	100.0	0.2	55.5	55.5	-35.4	-35.2	31.1	31.2
C3	red	100.0	0.4	43.6	43.4	53.0	52.7	28.5	28.5
D3	yellow	100.0	0.5	82.5	82.3	3.5	3.1	79.5	79.5
E3	magenta	98.8	1.1	52.9	53.0	49.1	48.1	-13.1	-12.7
F3	cyan	100.0	0.5	52.5	52.7	-20.9	-21.0	-26.7	-26.3
A4	white	100.0	0.4	96.2	95.9	0.8	0.7	0.6	0.3
B4	neutral 8	100.0	0.4	80.3	80.3	0.1	-0.3	-1.2	-1.4
C4	neutral 6.5	99.4	0.7	66.7	67.1	-0.1	-0.3	-2.7	-2.2
D4	neutral 5	100.0	0.6	50.9	51.2	-0.1	-0.6	1.0	1.1
E4	neutral 3.5	98.9	0.8	35.4	35.9	0.0	-0.3	-0.7	-0.2
F4	black	100.0	0.6	20.3	20.7	1.0	0.8	-0.4	0.0
A5	paper white	100.0	0.5	99.1	98.8	0.2	0.2	0.6	0.2
B5	Skin highlight L*=88	100.0	0.5	88.6	88.4	12.5	12.1	12.9	12.7
C5	Skin highlight L* =75	98.1	1.1	75.6	75.8	20.1	19.1	20.3	20.3
D5	Skin shadow L*=28	100.0	0.6	26.3	26.5	17.0	16.8	17.6	18.1
E5	Skin shadow L*=13	100.0	0.4	14.6	14.8	12.3	12.2	7.6	7.9
F5	Maximum Black	100.0	0.3	2.9	3.0	-0.2	-0.3	-1.5	-1.3

Summary Results	I* Color	I* tone	ΔE
Average Score for all patches	99.4	97.7	0.7
Worst 10% (3 lowest scoring patches)	98.0	94.4	1.4

10 Megalux hours

Printer: Epson SC P600 **Ink:** Epson UCHD **Media:** Red River Palo Duro Soft Gloss Rag, no additional coating



Original Print Colors before light exposure



Colors After light exposure

Patch #	Description	I* Color	ΔE	L* Before	L* After	a* Before	a* After	b* Before	b* After
A1	Dark Skin	99.5	0.8	39.3	39.8	13.6	13.2	11.4	11.9
B1	Light Skin	98.2	1.2	66.2	67.0	18.1	17.4	17.8	18.5
C1	Blue sky	99.5	0.9	50.1	50.8	-4.4	-4.8	-22.5	-22.0
D1	Foliage	99.8	0.8	44.0	44.6	-12.2	-12.3	21.0	21.6
E1	blue flower	97.0	1.5	54.7	55.5	9.1	8.6	-24.5	-23.3
F1	bluish green	100.0	0.3	70.4	70.6	-31.1	-30.9	-1.0	-1.0
A1	orange	99.0	1.2	64.1	64.4	34.8	33.6	55.9	56.1
B2	purplish blue	97.3	1.9	41.3	42.1	10.2	8.9	-44.0	-42.9
C2	moderate red	99.2	0.9	52.7	53.0	47.2	46.4	16.3	16.5
D2	purple	98.1	1.3	31.5	32.2	23.0	22.4	-18.5	-17.7
E2	yellow green	100.0	0.3	73.4	73.5	-22.1	-22.1	54.6	54.9
F2	orange yellow	99.2	1.1	73.0	73.3	18.4	17.4	67.7	67.9
A3	blue	97.1	2.1	30.6	31.4	13.3	11.7	-47.1	-45.9
B3	green	100.0	0.3	55.5	55.6	-35.4	-35.3	31.1	31.3
C3	red	100.0	0.3	43.6	43.6	53.0	52.7	28.5	28.7
D3	yellow	99.8	0.7	82.5	82.5	3.5	2.9	79.5	79.5
E3	magenta	98.3	1.4	52.9	53.2	49.1	47.9	-13.1	-12.4
F3	cyan	99.9	0.8	52.5	53.0	-20.9	-20.9	-26.7	-26.2
A4	white	100.0	0.4	96.2	96.0	0.8	0.7	0.6	0.3
B4	neutral 8	99.1	0.6	80.3	80.4	0.1	-0.4	-1.2	-1.5
C4	neutral 6.5	95.4	1.3	66.7	67.6	-0.1	-0.3	-2.7	-1.8
D4	neutral 5	100.0	0.8	50.9	51.5	-0.1	-0.6	1.0	1.1
E4	neutral 3.5	98.3	1.0	35.4	36.2	0.0	-0.3	-0.7	-0.1
F4	black	100.0	0.7	20.3	20.9	1.0	0.8	-0.4	0.1
A5	paper white	100.0	0.5	99.1	98.8	0.2	0.2	0.6	0.2
B5	Skin highlight L*=88	99.5	0.6	88.6	88.5	12.5	12.0	12.9	12.7
C5	Skin highlight L* =75	96.9	1.5	75.6	76.1	20.1	18.7	20.3	20.2
D5	Skin shadow L*=28	98.5	1.0	26.3	26.7	17.0	16.9	17.6	18.5
E5	Skin shadow L*=13	97.3	0.9	14.6	14.8	12.3	12.6	7.6	8.5
F5	Maximum Black	99.4	0.6	2.9	3.0	-0.2	-0.3	-1.5	-1.0

Summary Results	I* Color	I* tone	ΔE
Average Score for all patches	98.9	96.7	0.9
Worst 10% (3 lowest scoring patches)	96.4	92.9	1.8

20 Megalux hours

Printer: Epson SC P600 **Ink:** Epson UCHD **Media:** Red River Palo Duro Soft Gloss Rag, no additional coating



Original Print Colors before light exposure



Colors After light exposure

Patch #	Description	I* Color	ΔE	L* Before	L* After	a* Before	a* After	b* Before	b* After
A1	Dark Skin	100.0	0.8	39.3	40.0	13.6	13.2	11.7	11.9
B1	Light Skin	98.5	1.4	66.2	67.3	18.1	17.3	17.8	18.2
C1	Blue sky	99.1	1.1	50.1	50.9	-4.5	-4.9	-22.6	-22.0
D1	Foliage	100.0	0.8	43.9	44.5	-12.3	-12.3	21.7	22.1
E1	blue flower	95.9	1.8	54.7	55.7	9.1	8.6	-24.4	-22.9
F1	bluish green	100.0	0.3	70.3	70.6	-31.1	-30.9	-1.0	-1.0
A1	orange	98.8	1.4	64.2	64.4	34.8	33.4	56.4	56.3
B2	purplish blue	96.8	2.1	41.3	42.2	10.1	8.6	-44.0	-42.8
C2	moderate red	99.1	1.0	52.6	53.0	47.1	46.2	17.0	16.9
D2	purple	98.1	1.3	31.3	32.2	23.2	22.5	-18.5	-17.7
E2	yellow green	100.0	0.2	73.3	73.4	-22.4	-22.4	55.7	55.6
F2	orange yellow	99.0	1.3	73.0	73.4	18.3	17.1	68.8	68.4
A3	blue	96.4	2.4	30.6	31.5	13.3	11.6	-47.2	-45.8
B3	green	100.0	0.3	55.5	55.6	-35.7	-35.4	32.0	31.8
C3	red	100.0	0.4	43.6	43.6	53.0	52.7	28.9	28.7
D3	yellow	99.6	0.8	82.8	82.9	3.4	2.6	80.4	80.2
E3	magenta	98.2	1.5	53.0	53.4	49.1	47.7	-13.0	-12.6
F3	cyan	99.4	1.0	52.5	53.2	-20.9	-20.8	-26.5	-25.8
A4	white	100.0	0.4	96.2	96.0	0.9	0.7	0.6	0.4
B4	neutral 8	97.9	0.7	80.3	80.5	0.0	-0.6	-1.0	-1.4
C4	neutral 6.5	91.3	1.8	66.7	67.9	-0.1	-0.4	-2.9	-1.6
D4	neutral 5	100.0	1.0	50.8	51.7	-0.1	-0.6	1.1	1.2
E4	neutral 3.5	99.3	1.1	35.4	36.3	-0.1	-0.3	-0.5	0.1
F4	black	100.0	0.8	20.4	21.1	0.9	0.8	-0.1	0.4
A5	paper white	100.0	0.5	99.1	98.8	0.2	0.2	0.7	0.2
B5	Skin highlight L*=88	98.6	0.8	88.5	88.5	12.5	11.8	13.1	12.9
C5	Skin highlight L* =75	95.5	1.9	75.6	76.3	20.2	18.4	20.5	20.0
D5	Skin shadow L*=28	98.1	1.1	26.3	26.9	16.8	16.9	17.7	18.6
E5	Skin shadow L*=13	97.3	0.9	14.7	14.8	12.1	12.5	7.9	8.6
F5	Maximum Black	100.0	0.2	3.1	3.0	-0.4	-0.3	-0.9	-0.9

Summary Results	I* Color	I* tone	ΔE
Average Score for all patches	98.6	96.1	1.0
Worst 10% (3 lowest scoring patches)	94.3	91.9	2.2

30 Megalux hours

Printer: Epson SC P600 **Ink:** Epson UCHD **Media:** Red River Palo Duro Soft Gloss Rag, no additional coating



Original Print Colors before light exposure



Colors After light exposure

Patch #	Description	I* Color	ΔE	L* Before	L* After	a* Before	a* After	b* Before	b* After
A1	Dark Skin	99.0	1.2	39.3	40.2	13.6	13.2	11.7	12.3
B1	Light Skin	97.3	1.7	66.2	67.5	18.1	17.0	17.8	18.4
C1	Blue sky	98.4	1.3	50.1	51.1	-4.5	-4.9	-22.6	-21.8
D1	Foliage	100.0	0.8	43.9	44.6	-12.3	-12.3	21.7	21.9
E1	blue flower	94.6	2.3	54.7	55.9	9.1	8.5	-24.4	-22.6
F1	bluish green	100.0	0.4	70.3	70.6	-31.1	-30.8	-1.0	-1.1
A1	orange	98.1	1.8	64.2	64.5	34.8	33.1	56.4	56.0
B2	purplish blue	96.4	2.4	41.3	42.4	10.1	8.5	-44.0	-42.6
C2	moderate red	98.8	1.2	52.6	53.0	47.1	46.1	17.0	16.7
D2	purple	97.9	1.5	31.3	32.3	23.2	22.6	-18.5	-17.6
E2	yellow green	100.0	0.5	73.3	73.4	-22.4	-22.3	55.7	55.3
F2	orange yellow	98.4	1.7	73.0	73.4	18.3	16.8	68.8	68.3
A3	blue	95.7	2.8	30.6	31.6	13.3	11.3	-47.2	-45.6
B3	green	100.0	0.4	55.5	55.7	-35.7	-35.4	32.0	31.8
C3	red	99.8	0.6	43.6	43.7	53.0	52.6	28.9	28.5
D3	yellow	99.3	1.1	82.8	82.9	3.4	2.5	80.4	79.9
E3	magenta	97.9	1.7	53.0	53.5	49.1	47.6	-13.0	-12.5
F3	cyan	98.3	1.4	52.5	53.4	-20.9	-20.9	-26.5	-25.5
A4	white	100.0	0.4	96.2	95.9	0.9	0.6	0.6	0.4
B4	neutral 8	97.2	0.8	80.3	80.5	0.0	-0.6	-1.0	-1.4
C4	neutral 6.5	88.5	2.2	66.7	68.2	-0.1	-0.5	-2.9	-1.4
D4	neutral 5	100.0	1.1	50.8	51.8	-0.1	-0.5	1.1	1.2
E4	neutral 3.5	99.8	1.2	35.4	36.5	-0.1	-0.3	-0.5	0.0
F4	black	100.0	0.9	20.4	21.2	0.9	0.8	-0.1	0.3
A5	paper white	100.0	0.6	99.1	98.8	0.2	0.2	0.7	0.2
B5	Skin highlight L*=88	97.8	0.9	88.5	88.5	12.5	11.7	13.1	12.8
C5	Skin highlight L* =75	94.2	2.3	75.6	76.4	20.2	18.2	20.5	19.7
D5	Skin shadow L*=28	98.1	1.2	26.3	27.0	16.8	16.9	17.7	18.6
E5	Skin shadow L*=13	94.6	1.3	14.7	14.9	12.1	12.7	7.9	9.0
F5	Maximum Black	100.0	0.1	3.1	3.0	-0.4	-0.3	-0.9	-0.9

Summary Results	I* Color	I* tone	ΔE
Average Score for all patches	98.0	95.5	1.3
Worst 10% (3 lowest scoring patches)	92.4	91.0	2.5

40 Megalux hours

Printer: Epson SC P600 **Ink:** Epson UCHD **Media:** Red River Palo Duro Soft Gloss Rag, no additional coating



Original Print Colors before light exposure



Colors After light exposure

Patch #	Description	I* Color	ΔE	L* Before	L* After	a* Before	a* After	b* Before	b* After
A1	Dark Skin	100.0	1.1	39.3	40.4	13.6	13.3	11.7	11.8
B1	Light Skin	97.6	2.0	66.2	67.9	18.1	17.0	17.8	17.9
C1	Blue sky	98.1	1.6	50.1	51.3	-4.5	-4.8	-22.6	-21.7
D1	Foliage	100.0	1.0	43.9	44.8	-12.3	-12.3	21.7	21.9
E1	blue flower	94.0	2.6	54.7	56.2	9.1	8.5	-24.4	-22.4
F1	bluish green	100.0	0.6	70.3	70.8	-31.1	-30.8	-1.0	-1.2
A1	orange	97.9	2.0	64.2	64.8	34.8	33.0	56.4	55.8
B2	purplish blue	96.1	2.6	41.3	42.6	10.1	8.5	-44.0	-42.4
C2	moderate red	98.8	1.3	52.6	53.2	47.1	46.1	17.0	16.5
D2	purple	98.2	1.5	31.3	32.5	23.2	22.5	-18.5	-17.7
E2	yellow green	100.0	0.7	73.3	73.7	-22.4	-22.3	55.7	55.3
F2	orange yellow	98.0	2.0	73.0	73.7	18.3	16.7	68.8	67.8
A3	blue	95.6	2.9	30.6	31.8	13.3	11.2	-47.2	-45.5
B3	green	100.0	0.6	55.5	55.9	-35.7	-35.4	32.0	31.7
C3	red	99.6	0.8	43.6	43.9	53.0	52.8	28.9	28.3
D3	yellow	99.0	1.4	82.8	83.2	3.4	2.3	80.4	79.7
E3	magenta	97.9	1.7	53.0	53.7	49.1	47.6	-13.0	-12.6
F3	cyan	98.0	1.6	52.5	53.6	-20.9	-20.9	-26.5	-25.4
A4	white	100.0	0.3	96.2	96.1	0.9	0.6	0.6	0.5
B4	neutral 8	96.4	0.9	80.3	80.6	0.0	-0.7	-1.0	-1.5
C4	neutral 6.5	87.9	2.5	66.7	68.6	-0.1	-0.6	-2.9	-1.3
D4	neutral 5	100.0	1.3	50.8	52.1	-0.1	-0.5	1.1	0.9
E4	neutral 3.5	100.0	1.4	35.4	36.7	-0.1	-0.3	-0.5	-0.2
F4	black	100.0	1.0	20.4	21.4	0.9	1.0	-0.1	0.0
A5	paper white	100.0	0.6	99.1	98.9	0.2	0.2	0.7	0.2
B5	Skin highlight L*=88	97.1	1.0	88.5	88.7	12.5	11.6	13.1	12.7
C5	Skin highlight L* =75	93.1	2.7	75.6	76.7	20.2	18.0	20.5	19.3
D5	Skin shadow L*=28	98.1	1.3	26.3	27.2	16.8	17.0	17.7	18.6
E5	Skin shadow L*=13	95.6	1.2	14.7	15.0	12.1	13.0	7.9	8.6
F5	Maximum Black	98.8	0.6	3.1	3.2	-0.4	-0.1	-0.9	-1.5

Summary Results	I* Color	I* tone	ΔE
Average Score for all patches	97.9	95.0	1.4
Worst 10% (3 lowest scoring patches)	91.7	90.2	2.7

50 Megalux hours

Printer: Epson SC P600 **Ink:** Epson UCHD **Media:** Red River Palo Duro Soft Gloss Rag, no additional coating



Original Print Colors before light exposure



Colors After light exposure

Patch #	Description	I* Color	ΔE	L* Before	L* After	a* Before	a* After	b* Before	b* After
A1	Dark Skin	98.1	1.8	39.0	40.6	13.5	13.2	11.1	11.8
B1	Light Skin	96.8	2.5	66.0	68.2	18.1	16.8	17.5	17.4
C1	Blue sky	97.6	1.9	49.9	51.6	-4.5	-4.8	-22.5	-21.5
D1	Foliage	100.0	1.2	43.7	44.9	-12.4	-12.5	21.8	21.8
E1	blue flower	93.6	3.0	54.5	56.6	8.9	8.4	-24.6	-22.4
F1	bluish green	98.8	1.1	70.1	70.9	-31.4	-30.8	-0.9	-1.6
A1	orange	96.5	3.1	63.8	64.8	34.8	32.7	57.1	55.2
B2	purplish blue	95.4	3.0	41.2	42.7	10.1	8.2	-44.0	-42.1
C2	moderate red	97.5	2.0	52.4	53.4	47.2	46.1	17.2	15.8
D2	purple	98.7	1.6	31.3	32.6	23.0	22.6	-18.6	-17.8
E2	yellow green	99.0	1.4	73.0	73.8	-22.4	-22.4	56.4	55.2
F2	orange yellow	97.5	2.6	72.6	73.8	18.4	16.4	69.0	67.8
A3	blue	94.9	3.3	30.4	31.8	13.2	10.8	-47.2	-45.3
B3	green	99.1	1.1	55.3	55.8	-35.7	-35.5	32.2	31.3
C3	red	99.7	0.8	43.3	43.6	53.2	53.0	29.2	28.5
D3	yellow	98.6	1.8	82.4	83.0	3.6	2.2	80.8	80.0
E3	magenta	98.2	1.7	52.8	53.8	49.1	47.7	-12.9	-12.8
F3	cyan	97.2	2.0	52.4	53.9	-20.9	-20.8	-26.6	-25.2
A4	white	100.0	0.3	96.1	96.1	0.8	0.4	0.7	0.6
B4	neutral 8	95.9	1.0	80.3	80.8	0.0	-0.7	-1.0	-1.6
C4	neutral 6.5	87.0	2.9	66.6	68.9	0.0	-0.6	-3.2	-1.5
D4	neutral 5	100.0	1.6	50.7	52.2	-0.3	-0.6	0.9	0.7
E4	neutral 3.5	100.0	1.6	35.3	36.8	0.0	-0.3	-0.5	-0.4
F4	black	98.1	1.3	20.2	21.2	1.0	0.9	-0.3	0.4
A5	paper white	100.0	0.4	99.1	98.9	0.2	0.2	0.6	0.2
B5	Skin highlight L*=88	94.9	1.5	88.1	88.6	12.6	11.5	13.0	12.2
C5	Skin highlight L* =75	90.0	3.7	75.5	76.9	20.2	17.8	20.6	18.3
D5	Skin shadow L*=28	98.4	1.4	26.2	27.2	16.9	17.2	18.1	18.9
E5	Skin shadow L*=13	86.2	2.5	14.5	14.6	12.1	13.4	7.5	9.6
F5	Maximum Black	100.0	0.1	2.9	2.9	-0.2	-0.1	-1.4	-1.4

Summary Results	I* Color	I* tone	ΔE
Average Score for all patches	96.9	94.0	1.8
Worst 10% (3 lowest scoring patches)	87.7	88.3	3.4

62.6 Megalux hours

Printer: Epson SC P600 **Ink:** Epson UCHD **Media:** Red River Palo Duro Soft Gloss Rag, no additional coating



Original Print Colors before light exposure



Colors After light exposure

Patch #	Description	I* Color	ΔE	L* Before	L* After	a* Before	a* After	b* Before	b* After
A1	Dark Skin	97.7	1.9	39.0	40.7	13.5	13.2	11.1	11.6
B1	Light Skin	95.3	2.8	66.0	68.3	18.1	16.8	17.5	16.6
C1	Blue sky	96.9	2.1	49.9	51.7	-4.5	-4.8	-22.5	-21.5
D1	Foliage	100.0	1.2	43.7	45.0	-12.4	-12.4	21.8	21.6
E1	blue flower	93.8	3.0	54.5	56.7	8.9	8.5	-24.6	-22.5
F1	bluish green	98.3	1.2	70.1	70.8	-31.4	-30.6	-0.9	-1.9
A1	orange	96.2	3.1	63.8	64.9	34.8	32.5	57.1	54.4
B2	purplish blue	94.8	3.2	41.2	42.7	10.1	8.1	-44.0	-42.0
C2	moderate red	96.8	2.2	52.4	53.3	47.2	46.1	17.2	15.1
D2	purple	99.7	1.2	31.3	32.7	23.0	22.6	-18.6	-18.0
E2	yellow green	99.2	1.1	73.0	73.8	-22.4	-22.4	56.4	54.8
F2	orange yellow	96.7	2.9	72.6	73.8	18.4	16.2	69.0	67.0
A3	blue	94.5	3.4	30.4	31.9	13.2	10.7	-47.2	-45.2
B3	green	99.8	0.8	55.3	55.8	-35.7	-35.4	32.2	31.1
C3	red	99.4	0.9	43.3	43.6	53.2	53.0	29.2	28.2
D3	yellow	98.6	1.7	82.4	83.0	3.6	2.0	80.8	79.3
E3	magenta	98.2	1.6	52.8	53.8	49.1	47.6	-12.9	-13.2
F3	cyan	97.2	2.1	52.4	53.9	-20.9	-20.8	-26.6	-25.2
A4	white	100.0	0.5	96.1	95.9	0.8	0.4	0.7	0.5
B4	neutral 8	94.0	1.1	80.3	80.6	0.0	-0.7	-1.0	-1.7
C4	neutral 6.5	90.1	2.8	66.6	69.0	0.0	-0.6	-3.2	-1.8
D4	neutral 5	99.8	1.7	50.7	52.2	-0.3	-0.5	0.9	0.3
E4	neutral 3.5	100.0	1.6	35.3	36.8	0.0	-0.3	-0.5	-0.6
F4	black	100.0	1.0	20.2	21.3	1.0	1.0	-0.3	0.1
A5	paper white	100.0	0.5	99.1	98.8	0.2	0.2	0.6	0.2
B5	Skin highlight L*=88	92.6	1.8	88.1	88.5	12.6	11.4	13.0	11.7
C5	Skin highlight L* =75	86.8	4.6	75.5	77.0	20.2	17.7	20.6	17.3
D5	Skin shadow L*=28	96.7	1.6	26.2	27.2	16.9	17.3	18.1	18.7
E5	Skin shadow L*=13	85.1	2.6	14.5	14.7	12.1	13.3	7.5	9.5
F5	Maximum Black	100.0	0.2	2.9	3.1	-0.2	-0.2	-1.4	-1.2

Summary Results	I* Color	I* tone	ΔE
Average Score for all patches	96.6	93.5	1.9
Worst 10% (3 lowest scoring patches)	87.3	87.6	3.7

70 Megalux hours

Printer: Epson SC P600 **Ink:** Epson UCHD **Media:** Red River Palo Duro Soft Gloss Rag, no additional coating



Original Print Colors before light exposure



Colors After light exposure

Patch #	Description	I* Color	ΔE	L* Before	L* After	a* Before	a* After	b* Before	b* After
A1	Dark Skin	100.0	1.8	39.0	40.8	13.5	13.3	11.1	11.0
B1	Light Skin	92.4	3.6	66.0	68.7	18.1	16.9	17.5	15.4
C1	Blue sky	98.1	2.2	49.9	51.9	-4.5	-4.8	-22.5	-21.6
D1	Foliage	99.7	1.5	43.7	45.1	-12.4	-12.4	21.8	21.2
E1	blue flower	95.1	3.1	54.5	57.1	8.9	8.5	-24.6	-22.8
F1	bluish green	97.0	1.7	70.1	71.1	-31.4	-30.6	-0.9	-2.1
A1	orange	94.4	4.5	63.8	65.2	34.8	32.4	57.1	53.5
B2	purplish blue	94.8	3.4	41.2	43.0	10.1	8.0	-44.0	-42.0
C2	moderate red	94.6	3.4	52.4	53.6	47.2	46.3	17.2	14.1
D2	purple	100.0	1.6	31.3	32.9	23.0	22.6	-18.6	-18.5
E2	yellow green	97.6	2.3	73.0	74.2	-22.4	-22.4	56.4	54.4
F2	orange yellow	95.5	4.0	72.6	74.2	18.4	16.0	69.0	66.2
A3	blue	94.7	3.5	30.4	32.1	13.2	10.7	-47.2	-45.4
B3	green	98.1	1.6	55.3	56.0	-35.7	-35.4	32.2	30.8
C3	red	98.2	1.7	43.3	43.8	53.2	53.1	29.2	27.6
D3	yellow	97.2	2.9	82.4	83.3	3.6	1.9	80.8	78.7
E3	magenta	97.8	2.1	52.8	54.1	49.1	47.9	-12.9	-14.1
F3	cyan	97.4	2.3	52.4	54.2	-20.9	-20.9	-26.6	-25.3
A4	white	100.0	0.4	96.1	96.2	0.8	0.4	0.7	0.4
B4	neutral 8	93.4	1.3	80.3	80.9	0.0	-0.7	-1.0	-1.9
C4	neutral 6.5	91.4	3.0	66.6	69.3	0.0	-0.7	-3.2	-2.0
D4	neutral 5	94.7	2.1	50.7	52.5	-0.3	-0.5	0.9	-0.1
E4	neutral 3.5	100.0	1.8	35.3	37.0	0.0	-0.2	-0.5	-0.9
F4	black	100.0	1.2	20.2	21.3	1.0	1.0	-0.3	0.0
A5	paper white	99.7	0.5	99.1	99.0	0.2	0.1	0.6	0.1
B5	Skin highlight L*=88	90.2	2.4	88.1	88.7	12.6	11.4	13.0	11.1
C5	Skin highlight L* =75	82.4	5.9	75.5	77.4	20.2	17.7	20.6	15.6
D5	Skin shadow L*=28	98.1	1.4	26.2	27.3	16.9	17.3	18.1	18.9
E5	Skin shadow L*=13	82.7	3.0	14.5	14.6	12.1	13.6	7.5	10.1
F5	Maximum Black	100.0	0.4	2.9	3.0	-0.2	-0.3	-1.4	-1.0

Summary Results	I* Color	I* tone	ΔE
Average Score for all patches	95.8	93.1	2.4
Worst 10% (3 lowest scoring patches)	85.1	87.3	4.8

80 Megalux hours

Printer: Epson SC P600 **Ink:** Epson UCHD **Media:** Red River Palo Duro Soft Gloss Rag, no additional coating



Original Print Colors before light exposure



Colors After light exposure

				L*		a*		b*	
Patch #	Description	I* Color	ΔE	Before	After	Before	After	Before	After
A1	Dark Skin	100.0	2.1	39.0	41.1	13.5	13.2	11.1	10.8
B1	Light Skin	88.0	4.6	66.0	68.9	18.1	16.9	17.5	14.2
C1	Blue sky	97.9	2.3	49.9	52.0	-4.5	-4.7	-22.5	-21.6
D1	Foliage	98.4	1.8	43.7	45.3	-12.4	-12.5	21.8	20.9
E1	blue flower	96.0	3.1	54.5	57.3	8.9	8.6	-24.6	-23.0
F1	bluish green	96.2	2.0	70.1	71.1	-31.4	-30.5	-0.9	-2.4
A1	orange	92.5	5.8	63.8	65.3	34.8	32.2	57.1	52.2
B2	purplish blue	94.4	3.6	41.2	43.1	10.1	8.0	-44.0	-41.7
C2	moderate red	92.5	4.5	52.4	53.8	47.2	46.3	17.2	13.0
D2	purple	100.0	1.8	31.3	33.1	23.0	22.7	-18.6	-18.7
E2	yellow green	96.8	2.8	73.0	74.3	-22.4	-22.5	56.4	53.9
F2	orange yellow	94.4	4.8	72.6	74.4	18.4	15.8	69.0	65.4
A3	blue	94.6	3.6	30.4	32.2	13.2	10.6	-47.2	-45.3
B3	green	97.4	1.9	55.3	56.1	-35.7	-35.5	32.2	30.5
C3	red	97.4	2.2	43.3	43.9	53.2	53.2	29.2	27.1
D3	yellow	97.1	3.1	82.4	83.5	3.6	1.6	80.8	78.8
E3	magenta	97.0	2.5	52.8	54.3	49.1	47.9	-12.9	-14.6
F3	cyan	97.1	2.5	52.4	54.4	-20.9	-20.9	-26.6	-25.2
A4	white	100.0	0.4	96.1	96.2	0.8	0.4	0.7	0.5
B4	neutral 8	92.9	1.3	80.3	80.9	0.0	-0.7	-1.0	-2.0
C4	neutral 6.5	93.1	3.1	66.6	69.5	0.0	-0.7	-3.2	-2.2
D4	neutral 5	89.9	2.5	50.7	52.7	-0.3	-0.4	0.9	-0.6
E4	neutral 3.5	98.8	2.0	35.3	37.2	0.0	-0.2	-0.5	-1.1
F4	black	100.0	1.3	20.2	21.5	1.0	1.0	-0.3	-0.2
A5	paper white	100.0	0.5	99.1	98.9	0.2	0.1	0.6	0.2
B5	Skin highlight L*=88	88.2	2.7	88.1	88.8	12.6	11.4	13.0	10.7
C5	Skin highlight L* =75	77.4	7.3	75.5	77.6	20.2	17.7	20.6	14.1
D5	Skin shadow L*=28	98.8	1.5	26.2	27.4	16.9	17.3	18.1	18.7
E5	Skin shadow L*=13	80.9	3.2	14.5	14.6	12.1	13.6	7.5	10.3
F5	Maximum Black	100.0	0.4	2.9	3.2	-0.2	-0.2	-1.4	-1.1

Summary Results	I* Color	I* tone	ΔE
Average Score for all patches	94.9	92.4	2.7
Worst 10% (3 lowest scoring patches)	82.1	86.4	6.0

90 Megalux hours

Printer: Epson SC P600 **Ink:** Epson UCHD **Media:** Red River Palo Duro Soft Gloss Rag, no additional coating



Original Print Colors before light exposure



Colors After light exposure

Patch #	Description	I* Color	ΔE	L* Before	L* After	a* Before	a* After	b* Before	b* After
A1	Dark Skin	97.8	2.4	39.0	41.3	13.5	13.3	11.1	10.2
B1	Light Skin	81.6	6.1	66.0	69.3	18.1	17.1	17.5	12.5
C1	Blue sky	98.3	2.5	49.9	52.3	-4.5	-4.7	-22.5	-21.7
D1	Foliage	96.7	2.1	43.7	45.4	-12.4	-12.5	21.8	20.5
E1	blue flower	97.5	3.3	54.5	57.6	8.9	8.7	-24.6	-23.4
F1	bluish green	94.8	2.4	70.1	71.3	-31.4	-30.3	-0.9	-2.8
A1	orange	90.1	7.3	63.8	65.6	34.8	32.1	57.1	50.5
B2	purplish blue	93.9	3.9	41.2	43.3	10.1	7.8	-44.0	-41.6
C2	moderate red	89.4	6.0	52.4	53.9	47.2	46.4	17.2	11.5
D2	purple	99.5	2.0	31.3	33.2	23.0	22.8	-18.6	-19.2
E2	yellow green	95.5	3.6	73.0	74.5	-22.4	-22.6	56.4	53.1
F2	orange yellow	92.8	6.0	72.6	74.7	18.4	15.6	69.0	64.1
A3	blue	94.6	3.7	30.4	32.4	13.2	10.5	-47.2	-45.4
B3	green	96.6	2.3	55.3	56.3	-35.7	-35.4	32.2	30.1
C3	red	96.2	2.9	43.3	44.0	53.2	53.4	29.2	26.4
D3	yellow	96.3	3.7	82.4	83.7	3.6	1.4	80.8	78.1
E3	magenta	95.4	3.3	52.8	54.5	49.1	48.1	-12.9	-15.6
F3	cyan	97.1	2.7	52.4	54.6	-20.9	-20.9	-26.6	-25.2
A4	white	100.0	0.4	96.1	96.3	0.8	0.4	0.7	0.5
B4	neutral 8	91.7	1.4	80.3	81.0	0.0	-0.7	-1.0	-2.1
C4	neutral 6.5	96.2	3.3	66.6	69.8	0.0	-0.7	-3.2	-2.6
D4	neutral 5	82.7	3.1	50.7	52.9	-0.3	-0.2	0.9	-1.3
E4	neutral 3.5	94.0	2.4	35.3	37.4	0.0	-0.2	-0.5	-1.6
F4	black	100.0	1.5	20.2	21.6	1.0	1.1	-0.3	-0.4
A5	paper white	100.0	0.4	99.1	99.0	0.2	0.1	0.6	0.2
B5	Skin highlight L*=88	85.0	3.3	88.1	88.9	12.6	11.4	13.0	10.0
C5	Skin highlight L* =75	70.6	9.3	75.5	77.8	20.2	17.7	20.6	12.0
D5	Skin shadow L*=28	98.8	1.5	26.2	27.5	16.9	17.5	18.1	18.6
E5	Skin shadow L*=13	79.6	3.4	14.5	14.6	12.1	13.9	7.5	10.4
F5	Maximum Black	99.6	0.7	2.9	3.3	-0.2	-0.2	-1.4	-0.8

Summary Results	I* Color	I* tone	ΔE
Average Score for all patches	93.4	91.7	3.2
Worst 10% (3 lowest scoring patches)	77.3	85.3	7.6

100 Megalux hours

Printer: Epson SC P600 **Ink:** Epson UCHD **Media:** Red River Palo Duro Soft Gloss Rag, no additional coating



Original Print Colors before light exposure



Colors After light exposure

				L*		a*		b*	
Patch #	Description	I* Color	ΔE	Before	After	Before	After	Before	After
A1	Dark Skin	89.7	3.3	39.1	41.5	13.5	13.3	10.8	8.5
B1	Light Skin	67.2	9.5	66.1	69.8	18.2	17.7	17.5	8.7
C1	Blue sky	100.0	2.7	50.0	52.6	-4.4	-4.4	-22.7	-22.2
D1	Foliage	93.6	2.8	43.8	45.7	-12.3	-12.5	21.5	19.4
E1	blue flower	100.0	3.4	54.6	57.9	8.9	9.2	-24.6	-24.7
F1	bluish green	93.5	2.8	70.1	71.5	-31.2	-30.3	-1.0	-3.4
A1	orange	84.9	10.7	64.1	66.0	34.8	32.2	56.5	46.3
B2	purplish blue	93.7	4.0	41.2	43.5	10.2	7.9	-43.9	-41.4
C2	moderate red	82.8	9.3	52.6	54.3	47.1	46.8	16.9	7.8
D2	purple	95.9	2.6	31.6	33.5	22.6	22.9	-18.6	-20.3
E2	yellow green	93.7	4.6	73.3	75.0	-22.3	-22.7	55.8	51.5
F2	orange yellow	89.3	8.4	73.0	75.3	18.6	15.5	68.6	61.1
A3	blue	95.3	3.5	30.6	32.7	13.3	10.8	-47.1	-45.8
B3	green	95.8	2.8	55.3	56.5	-35.7	-35.6	31.5	29.0
C3	red	93.3	4.7	43.5	44.5	53.1	53.6	29.0	24.5
D3	yellow	94.8	4.9	82.7	84.3	3.4	1.1	80.2	76.2
E3	magenta	91.9	5.0	53.0	54.9	48.9	48.4	-12.9	-17.4
F3	cyan	97.6	2.9	52.4	54.9	-20.8	-21.0	-26.7	-25.4
A4	white	100.0	0.5	96.2	96.4	0.8	0.4	0.6	0.6
B4	neutral 8	89.6	1.6	80.2	81.0	0.1	-0.7	-1.0	-2.3
C4	neutral 6.5	97.4	3.5	66.6	70.0	0.0	-0.7	-3.1	-3.3
D4	neutral 5	67.5	4.4	50.7	53.3	-0.2	0.1	0.7	-2.9
E4	neutral 3.5	87.1	2.9	35.3	37.5	0.0	-0.1	-0.8	-2.6
F4	black	99.1	1.7	20.4	21.9	1.1	1.2	-0.4	-0.9
A5	paper white	100.0	0.4	99.1	98.9	0.2	0.1	0.6	0.3
B5	Skin highlight L*=88	82.2	3.8	88.5	89.2	12.6	11.5	13.1	9.6
C5	Skin highlight L* =75	59.9	12.4	75.6	78.1	20.2	18.2	20.8	8.8
D5	Skin shadow L*=28	99.4	1.5	26.3	27.7	16.9	17.5	17.4	17.6
E5	Skin shadow L*=13	76.0	3.9	14.8	14.7	12.0	14.1	7.3	10.6
F5	Maximum Black	100.0	0.7	3.2	3.9	-0.2	-0.3	-1.4	-1.1

Summary Results	I* Color	I* tone	ΔE
Average Score for all patches	90.4	91.2	4.2
Worst 10% (3 lowest scoring patches)	64.8	84.9	10.9

120 Megalux hours

Printer: Epson SC P600 **Ink:** Epson UCHD **Media:** Red River Palo Duro Soft Gloss Rag, no additional coating



Original Print Colors before light exposure



Colors After light exposure

Patch #	Description	I* Color	ΔE	L* Before	L* After	a* Before	a* After	b* Before	b* After
A1	Dark Skin	78.8	5.1	39.1	42.0	13.5	13.5	10.8	6.6
B1	Light Skin	50.7	13.6	66.1	70.4	18.2	18.3	17.5	4.5
C1	Blue sky	100.0	3.1	50.0	53.0	-4.4	-4.2	-22.7	-22.6
D1	Foliage	87.3	4.2	43.8	46.0	-12.3	-12.4	21.5	17.8
E1	blue flower	97.7	4.1	54.6	58.5	8.9	9.6	-24.6	-25.4
F1	bluish green	87.7	4.6	70.1	71.7	-31.2	-29.7	-1.0	-5.1
A1	orange	76.8	16.0	64.1	66.5	34.8	32.3	56.5	40.8
B2	purplish blue	93.0	4.4	41.2	43.8	10.2	7.9	-43.9	-41.1
C2	moderate red	74.2	13.6	52.6	54.7	47.1	47.4	16.9	3.5
D2	purple	90.9	3.9	31.6	33.9	22.6	23.4	-18.6	-21.7
E2	yellow green	89.2	7.3	73.3	75.4	-22.3	-22.7	55.8	48.8
F2	orange yellow	83.5	12.6	73.0	75.8	18.6	15.2	68.6	56.8
A3	blue	95.7	3.5	30.6	33.0	13.3	10.9	-47.1	-46.0
B3	green	93.2	4.0	55.3	56.7	-35.7	-35.6	31.5	27.8
C3	red	89.1	7.2	43.5	44.8	53.1	53.9	29.0	22.0
D3	yellow	92.1	7.1	82.7	84.6	3.4	0.7	80.2	73.9
E3	magenta	88.5	6.7	53.0	55.2	48.9	48.9	-12.9	-19.2
F3	cyan	98.5	3.1	52.4	55.3	-20.8	-20.8	-26.7	-25.6
A4	white	100.0	0.5	96.2	96.5	0.8	0.4	0.6	0.4
B4	neutral 8	86.1	2.0	80.2	81.0	0.1	-0.6	-1.0	-2.7
C4	neutral 6.5	89.9	4.0	66.6	70.3	0.0	-0.5	-3.1	-4.4
D4	neutral 5	45.5	6.5	50.7	53.7	-0.2	0.7	0.7	-4.9
E4	neutral 3.5	73.7	4.0	35.3	37.8	0.0	0.2	-0.8	-3.8
F4	black	93.3	2.0	20.4	22.1	1.1	1.3	-0.4	-1.5
A5	paper white	100.0	0.4	99.1	98.9	0.2	0.1	0.6	0.3
B5	Skin highlight L*=88	77.0	4.8	88.5	89.4	12.6	11.5	13.1	8.6
C5	Skin highlight L* =75	47.2	16.1	75.6	78.4	20.2	18.7	20.8	5.0
D5	Skin shadow L*=28	97.4	2.0	26.3	27.9	16.9	17.7	17.4	16.6
E5	Skin shadow L*=13	71.8	4.5	14.8	14.7	12.0	14.4	7.3	11.1
F5	Maximum Black	100.0	0.7	3.2	3.9	-0.2	-0.2	-1.4	-1.0

Summary Results	I* Color	I* tone	ΔE
Average Score for all patches	85.0	90.1	5.7
Worst 10% (3 lowest scoring patches)	47.8	83.4	15.2

140 Megalux hours

Printer: Epson SC P600 **Ink:** Epson UCHD **Media:** Red River Palo Duro Soft Gloss Rag, no additional coating



Original Print Colors before light exposure



Colors After light exposure

Patch #	Description	I* Color	ΔE	L* Before	L* After	a* Before	a* After	b* Before	b* After
A1	Dark Skin	67.4	6.9	39.1	42.2	13.5	13.9	10.8	4.6
B1	Light Skin	38.1	16.8	66.1	70.9	18.2	18.8	17.5	1.3
C1	Blue sky	99.9	3.5	50.0	53.4	-4.4	-4.0	-22.7	-23.0
D1	Foliage	81.2	5.7	43.8	46.2	-12.3	-12.3	21.5	16.3
E1	blue flower	95.6	4.6	54.6	58.9	8.9	9.8	-24.6	-26.0
F1	bluish green	81.2	6.6	70.1	71.8	-31.2	-29.0	-1.0	-7.0
A1	orange	68.8	21.4	64.1	66.8	34.8	32.5	56.5	35.4
B2	purplish blue	92.3	4.8	41.2	43.9	10.2	7.8	-43.9	-40.7
C2	moderate red	66.3	17.5	52.6	54.8	47.1	48.0	16.9	-0.4
D2	purple	86.6	5.0	31.6	34.0	22.6	23.7	-18.6	-22.9
E2	yellow green	84.1	10.3	73.3	75.6	-22.3	-22.6	55.8	45.7
F2	orange yellow	77.3	16.9	73.0	76.0	18.6	15.0	68.6	52.3
A3	blue	95.8	3.5	30.6	33.1	13.3	11.0	-47.1	-46.0
B3	green	90.6	5.2	55.3	56.6	-35.7	-35.5	31.5	26.6
C3	red	84.7	9.9	43.5	44.8	53.1	54.2	29.0	19.3
D3	yellow	89.2	9.4	82.7	84.7	3.4	0.5	80.2	71.5
E3	magenta	86.1	7.9	53.0	55.5	48.9	49.3	-12.9	-20.4
F3	cyan	98.8	3.3	52.4	55.5	-20.8	-20.7	-26.7	-25.8
A4	white	100.0	0.5	96.2	96.4	0.8	0.4	0.6	0.4
B4	neutral 8	83.9	2.2	80.2	81.1	0.1	-0.5	-1.0	-2.9
C4	neutral 6.5	81.5	4.5	66.6	70.5	0.0	-0.4	-3.1	-5.3
D4	neutral 5	26.8	8.2	50.7	54.1	-0.2	1.2	0.7	-6.6
E4	neutral 3.5	61.3	5.0	35.3	38.0	0.0	0.5	-0.8	-5.0
F4	black	88.6	2.3	20.4	22.0	1.1	1.4	-0.4	-1.9
A5	paper white	100.0	0.4	99.1	98.8	0.2	0.1	0.6	0.3
B5	Skin highlight L*=88	72.5	5.6	88.5	89.5	12.6	11.4	13.1	7.8
C5	Skin highlight L* =75	39.0	18.4	75.6	78.5	20.2	19.1	20.8	2.6
D5	Skin shadow L*=28	94.5	2.5	26.3	28.0	16.9	17.9	17.4	15.9
E5	Skin shadow L*=13	64.9	5.4	14.8	14.5	12.0	14.6	7.3	12.1
F5	Maximum Black	96.7	1.0	3.2	3.8	-0.2	-0.4	-1.4	-0.6

Summary Results	I* Color	I* tone	ΔE
Average Score for all patches	79.8	89.0	7.2
Worst 10% (3 lowest scoring patches)	34.7	82.0	19.1

160 Megalux hours

Printer: Epson SC P600 **Ink:** Epson UCHD **Media:** Red River Palo Duro Soft Gloss Rag, no additional coating



Original Print Colors before light exposure



Colors After light exposure

Patch #	Description	I* Color	ΔE	L* Before	L* After	a* Before	a* After	b* Before	b* After
A1	Dark Skin	52.4	9.4	39.1	42.6	13.5	14.2	10.8	2.0
B1	Light Skin	25.1	20.1	66.1	71.4	18.2	19.3	17.5	-1.9
C1	Blue sky	98.1	4.0	50.0	53.8	-4.4	-3.8	-22.7	-23.4
D1	Foliage	71.9	7.9	43.8	46.6	-12.3	-12.1	21.5	14.0
E1	blue flower	94.2	5.3	54.6	59.5	8.9	10.0	-24.6	-26.3
F1	bluish green	73.5	9.0	70.1	72.2	-31.2	-28.2	-1.0	-9.3
A1	orange	58.6	28.1	64.1	67.4	34.8	33.0	56.5	28.6
B2	purplish blue	92.0	5.1	41.2	44.3	10.2	7.7	-43.9	-40.6
C2	moderate red	57.8	21.8	52.6	55.2	47.1	48.8	16.9	-4.6
D2	purple	80.6	6.8	31.6	34.4	22.6	24.4	-18.6	-24.5
E2	yellow green	76.8	14.7	73.3	76.2	-22.3	-22.4	55.8	41.3
F2	orange yellow	69.9	22.2	73.0	76.7	18.6	15.0	68.6	46.9
A3	blue	96.2	3.7	30.6	33.4	13.3	11.1	-47.1	-46.3
B3	green	86.0	7.4	55.3	57.0	-35.7	-35.4	31.5	24.4
C3	red	78.9	13.4	43.5	45.2	53.1	54.7	29.0	15.9
D3	yellow	85.5	12.4	82.7	85.2	3.4	0.3	80.2	68.4
E3	magenta	84.2	9.0	53.0	55.8	48.9	49.6	-12.9	-21.3
F3	cyan	99.6	3.5	52.4	55.8	-20.8	-20.6	-26.7	-26.0
A4	white	99.3	0.6	96.2	96.5	0.8	0.4	0.6	0.2
B4	neutral 8	81.2	2.5	80.2	81.1	0.1	-0.4	-1.0	-3.2
C4	neutral 6.5	73.6	5.1	66.6	70.7	0.0	-0.3	-3.1	-6.0
D4	neutral 5	7.3	10.0	50.7	54.4	-0.2	1.8	0.7	-8.4
E4	neutral 3.5	45.3	6.4	35.3	38.2	0.0	0.8	-0.8	-6.5
F4	black	77.1	3.3	20.4	22.4	1.1	1.6	-0.4	-3.0
A5	paper white	100.0	0.5	99.1	98.8	0.2	0.1	0.6	0.2
B5	Skin highlight L*=88	67.7	6.5	88.5	89.7	12.6	11.4	13.1	6.9
C5	Skin highlight L* =75	32.5	20.3	75.6	78.7	20.2	19.2	20.8	0.7
D5	Skin shadow L*=28	87.6	4.0	26.3	28.2	16.9	18.0	17.4	14.1
E5	Skin shadow L*=13	65.7	5.3	14.8	14.6	12.0	14.9	7.3	11.8
F5	Maximum Black	100.0	0.6	3.2	3.7	-0.2	-0.3	-1.4	-1.1

Summary Results	I* Color	I* tone	ΔE
Average Score for all patches	73.9	88.1	9.0
Worst 10% (3 lowest scoring patches)	21.6	81.1	24.0

180 Megalux hours

Printer: Epson SC P600 **Ink:** Epson UCHD **Media:** Red River Palo Duro Soft Gloss Rag, no additional coating



Original Print Colors before light exposure



Colors After light exposure

Patch #	Description	I* Color	ΔE	L* Before	L* After	a* Before	a* After	b* Before	b* After
A1	Dark Skin	39.3	11.7	39.1	43.0	13.5	14.6	10.8	-0.2
B1	Light Skin	16.6	22.2	66.1	71.6	18.2	19.7	17.5	-4.1
C1	Blue sky	97.9	4.3	50.0	54.2	-4.4	-3.7	-22.7	-23.4
D1	Foliage	63.7	9.9	43.8	46.8	-12.3	-11.8	21.5	12.0
E1	blue flower	94.6	5.6	54.6	59.9	8.9	10.0	-24.6	-26.1
F1	bluish green	68.0	10.7	70.1	72.2	-31.2	-27.5	-1.0	-10.9
A1	orange	50.1	33.8	64.1	67.7	34.8	33.6	56.5	22.9
B2	purplish blue	90.5	5.8	41.2	44.5	10.2	7.5	-43.9	-39.9
C2	moderate red	51.9	24.7	52.6	55.4	47.1	49.4	16.9	-7.5
D2	purple	77.1	7.8	31.6	34.7	22.6	24.8	-18.6	-25.5
E2	yellow green	69.7	19.0	73.3	76.5	-22.3	-22.0	55.8	37.1
F2	orange yellow	62.9	27.1	73.0	77.0	18.6	15.1	68.6	41.9
A3	blue	95.9	3.9	30.6	33.6	13.3	11.0	-47.1	-46.1
B3	green	81.1	9.7	55.3	57.2	-35.7	-35.0	31.5	22.0
C3	red	73.5	16.6	43.5	45.3	53.1	55.1	29.0	12.6
D3	yellow	81.5	15.5	82.7	85.3	3.4	0.3	80.2	65.2
E3	magenta	83.9	9.2	53.0	56.0	48.9	49.7	-12.9	-21.4
F3	cyan	99.1	3.8	52.4	56.1	-20.8	-20.6	-26.7	-25.9
A4	white	99.1	0.6	96.2	96.4	0.8	0.4	0.6	0.2
B4	neutral 8	80.6	2.5	80.2	81.1	0.1	-0.3	-1.0	-3.3
C4	neutral 6.5	68.3	5.5	66.6	70.8	0.0	-0.2	-3.1	-6.5
D4	neutral 5	(5.0)	11.3	50.7	54.8	-0.2	2.2	0.7	-9.5
E4	neutral 3.5	33.6	7.5	35.3	38.5	0.0	1.2	-0.8	-7.5
F4	black	70.3	4.1	20.4	22.7	1.1	1.8	-0.4	-3.6
A5	paper white	100.0	0.5	99.1	98.7	0.2	0.1	0.6	0.3
B5	Skin highlight L*=88	61.8	7.5	88.5	89.8	12.6	11.4	13.1	5.8
C5	Skin highlight L* =75	27.9	21.6	75.6	78.7	20.2	19.5	20.8	-0.6
D5	Skin shadow L*=28	80.8	5.6	26.3	28.4	16.9	18.3	17.4	12.4
E5	Skin shadow L*=13	62.4	5.8	14.8	14.5	12.0	15.1	7.3	12.2
F5	Maximum Black	100.0	0.7	3.2	3.8	-0.2	-0.3	-1.4	-0.9

Summary Results	I* Color	I* tone	ΔE
Average Score for all patches	69.2	87.2	10.5
Worst 10% (3 lowest scoring patches)	13.2	80.0	28.5

200 Megalux hours

Section III: Light Induced Low-intensity Staining Test Results

This section presents test results for samples that are retired from the light fade testing unit to dark storage (0 lux,~21˚C, 50% RH) at five discreet exposure intervals (0 luxhrs, i.e., the dark storage control sample, 20 Mluxhrs, 50 Mluxhrs, 100 Mluxhrs, and 200 Mluxhrs). All of the sample image targets were printed at the same time on the same sheet of media to ensure maximum uniformity of the sample set. Also, reference measurements were initially made for each individual target to account for any minor printer output variations withn the complete sample set. The retired targets undergo a series of remeasurements at specified intervals (6 months, 1year, 2 years, etc.) from the time each sample was retired to dark storage. I* color and tonal accuracy scores and Conservation Display ratings decrease while Δb* values increase if the media shows ongoing light-induced post-exposure yellowing. The dark storage control sample (see section IV) reveals if any humidity-induced colorant shifts, thermal aging, and/or gas contaimination is also contributing to color appearance changes over time.

AaI 30 Patch Color Target

I* Color (Average) Summary

Light Exposure (Mluxhrs)	Years of Dark Storage Time after exposure						
	0	0.5	1	2	3	4	5
0	100.0	100.0	99.9	100.0	100.0	99.9	
20	98.9	98.5	98.0	98.2	97.5	97.8	
50	97.9	97.9	97.7	97.3	97.3		
100	93.4	93.5	93.6	93.7	93.6		

values in red exceed Conservation Display Rating *Upper* limit

I* Color (Worst 10%) Summary

Light Exposure (Mluxhrs)	Years of Dark Storage Time after exposure						
	0	0.5	1	2	3	4	5
0	100.0	100.0	99.2	100.0	99.7	99.0	
20	96.4	95.0	93.6	92.8	91.6	92.3	
50	91.7	91.1	90.3	89.8	89.4		
100	77.3	77.7	78.8	78.5	79.0		

values in red exceed Conservation Display Rating *Lower* limit

I* Tone (Average) Summary

Light Exposure (Mluxhrs)	Years of Dark Storage Time after exposure						
	0	0.5	1	2	3	4	5
0	100.0	99.1	98.7	99.2	99.1	99.0	
20	96.7	96.8	96.9	97.0	97.1	97.0	
50	95.0	95.3	95.2	95.1	95.4		
100	91.7	91.8	91.7	91.8	91.7		

values in red exceed Conservation Display Rating Upper limit

I* Tone (Worst 10%) Summary

Light Exposure (Mluxhrs)	Years of Dark Storage Time after exposure						
	0	0.5	1	2	3	4	5
0	100.0	98.0	97.5	98.5	98.2	98.0	
20	92.9	93.4	93.6	94.2	94.0	93.6	
50	90.2	90.9	90.6	90.8	90.8		
100	85.3	85.4	85.4	85.5	85.4		

values in red exceed Conservation Display Rating *Lower* limit

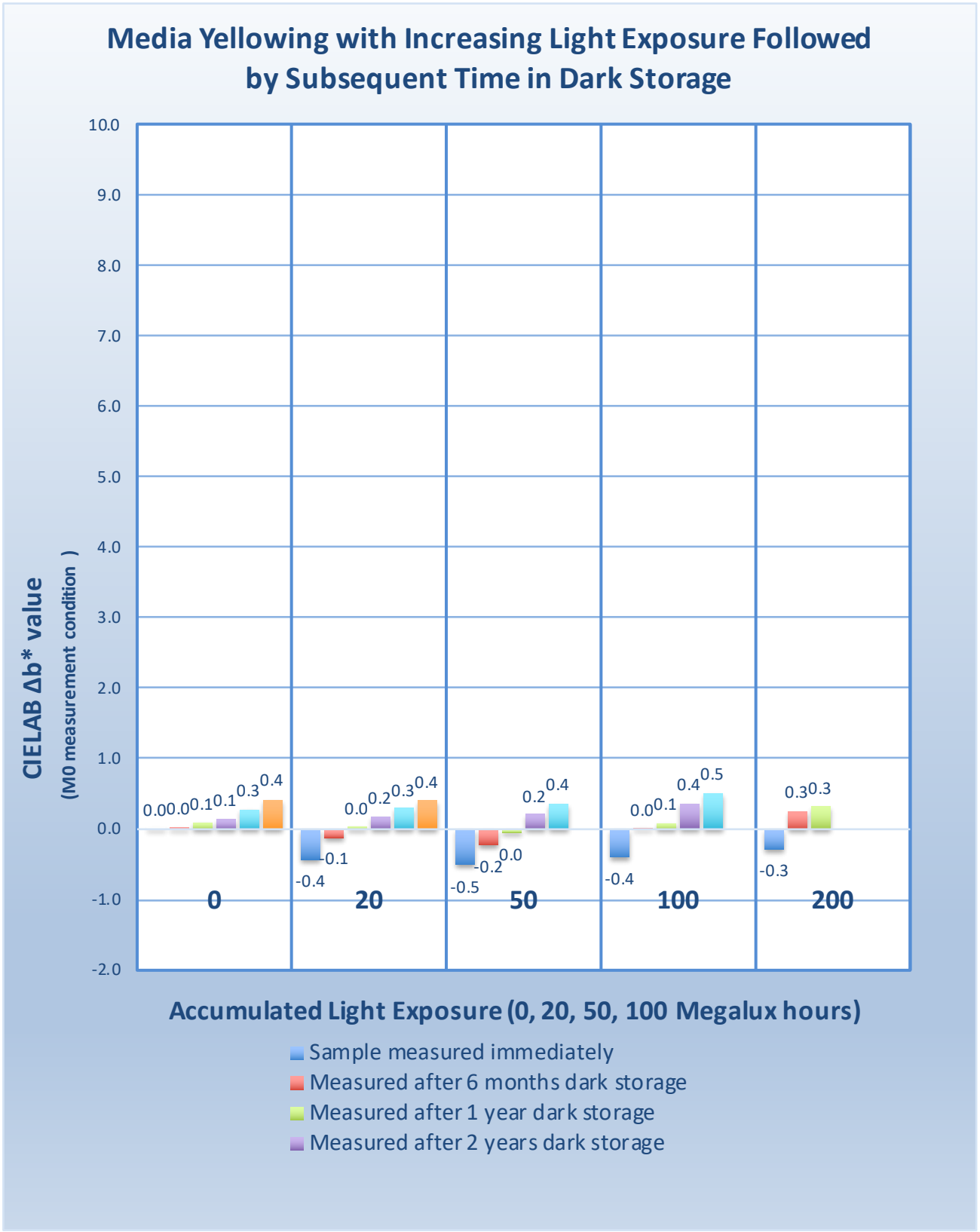
Media Yellowing with Increasing Light Exposure Followed by Subsequent Time in Dark Storage
CIELAB Δb* value
(M0 measurement condition)
10.0
9.0
8.0
7.0
6.0
5.0
4.0
3.0
2.0
1.0
0.0
-1.0
-2.0
0.0 0.0 0.1 0.1 0.3 0.4
-0.4 -0.1 0.0 0.2 0.3 0.4
-0.5 -0.2 0.0 0.2 0.4
-0.4 0.0 0.1 0.4 0.5
-0.3 0.3 0.3
0
20
50
100
200
Accumulated Light Exposure (0, 20, 50, 100 Megalux hours)
Sample measured immediately
Measured after 6 months dark storage
Measured after 1 year dark storage
Measured after 2 years dark storage

Printer: Epson SC P600 **Ink:** Epson UCHD **Media:** Red River Palo Duro Soft Gloss Rag, no additional coating



Original Print Colors before light exposure



Colors after both light exposure + dark storage

Patch #	Description	I* Color	ΔE	L* Before	L* After	a* Before	a* After	b* Before	b* After
A1	Dark Skin	98.0	1.1	39.3	40.0	13.6	13.2	11.4	12.2
B1	Light Skin	97.3	1.5	66.2	67.1	18.1	17.4	17.8	18.7
C1	Blue sky	99.2	1.0	50.1	50.8	-4.4	-4.8	-22.5	-21.9
D1	Foliage	100.0	0.7	44.0	44.6	-12.2	-12.2	21.0	21.5
E1	blue flower	96.1	1.7	54.7	55.6	9.1	8.7	-24.5	-23.0
F1	bluish green	100.0	0.3	70.4	70.6	-31.1	-31.0	-1.0	-0.9
A1	orange	99.0	1.2	64.1	64.5	34.8	33.6	55.9	56.0
B2	purplish blue	97.1	2.0	41.3	42.1	10.2	8.9	-44.0	-42.7
C2	moderate red	99.1	1.0	52.7	53.0	47.2	46.3	16.3	16.5
D2	purple	98.0	1.3	31.5	32.3	23.0	22.5	-18.5	-17.6
E2	yellow green	100.0	0.2	73.4	73.5	-22.1	-22.1	54.6	54.6
F2	orange yellow	99.3	1.1	73.0	73.4	18.4	17.4	67.7	67.8
A3	blue	96.8	2.2	30.6	31.4	13.3	11.7	-47.1	-45.8
B3	green	100.0	0.3	55.5	55.7	-35.4	-35.2	31.1	31.1
C3	red	100.0	0.3	43.6	43.7	53.0	52.7	28.5	28.6
D3	yellow	99.9	0.6	82.5	82.6	3.5	2.9	79.5	79.4
E3	magenta	98.3	1.4	52.9	53.3	49.1	48.0	-13.1	-12.3
F3	cyan	99.1	1.0	52.5	53.1	-20.9	-20.8	-26.7	-25.9
A4	white	100.0	0.2	96.2	96.0	0.8	0.6	0.6	0.5
B4	neutral 8	98.9	0.6	80.3	80.5	0.1	-0.5	-1.2	-1.4
C4	neutral 6.5	92.3	1.7	66.7	67.8	-0.1	-0.3	-2.7	-1.5
D4	neutral 5	100.0	0.8	50.9	51.6	-0.1	-0.5	1.0	1.2
E4	neutral 3.5	97.5	1.1	35.4	36.3	0.0	-0.2	-0.7	0.0
F4	black	99.4	0.9	20.3	21.0	1.0	0.9	-0.4	0.2
A5	paper white	100.0	0.2	99.1	98.9	0.2	0.1	0.6	0.5
B5	Skin highlight L*=88	99.8	0.5	88.6	88.6	12.5	12.0	12.9	12.9
C5	Skin highlight L* =75	96.7	1.6	75.6	76.2	20.1	18.7	20.3	20.3
D5	Skin shadow L*=28	97.9	1.1	26.3	26.8	17.0	16.9	17.6	18.6
E5	Skin shadow L*=13	97.6	0.9	14.6	14.8	12.3	12.6	7.6	8.4
F5	Maximum Black	98.3	0.7	2.9	2.9	-0.2	-0.3	-1.5	-0.9

Summary Results	I* Color	I* tone	ΔE
Average Score for all patches	98.5	96.8	1.0
Worst 10% (3 lowest scoring patches)	95.0	93.4	2.0

20 Mluxhrs + 6 months

Printer: Epson SC P600 **Ink:** Epson UCHD **Media:** Red River Palo Duro Soft Gloss Rag, no additional coating



Original Print Colors before light exposure



Colors after both light exposure + dark storage

Patch #	Description	I* Color	ΔE	L* Before	L* After	a* Before	a* After	b* Before	b* After
A1	Dark Skin	100.0	1.2	39.3	40.4	13.6	13.3	11.7	12.1
B1	Light Skin	97.7	2.0	66.2	67.9	18.1	17.1	17.8	18.1
C1	Blue sky	97.9	1.6	50.1	51.3	-4.5	-4.7	-22.6	-21.6
D1	Foliage	100.0	0.9	43.9	44.8	-12.3	-12.2	21.7	21.9
E1	blue flower	93.4	2.7	54.7	56.3	9.1	8.5	-24.4	-22.2
F1	bluish green	100.0	0.6	70.3	70.8	-31.1	-30.8	-1.0	-1.2
A1	orange	98.1	1.9	64.2	64.8	34.8	33.1	56.4	55.9
B2	purplish blue	96.1	2.6	41.3	42.5	10.1	8.5	-44.0	-42.4
C2	moderate red	99.1	1.2	52.6	53.3	47.1	46.2	17.0	16.6
D2	purple	98.1	1.6	31.3	32.5	23.2	22.7	-18.5	-17.5
E2	yellow green	100.0	0.7	73.3	73.7	-22.4	-22.3	55.7	55.2
F2	orange yellow	98.2	1.9	73.0	73.8	18.3	16.7	68.8	68.0
A3	blue	95.6	2.9	30.6	31.8	13.3	11.3	-47.2	-45.5
B3	green	100.0	0.6	55.5	55.9	-35.7	-35.4	32.0	31.6
C3	red	100.0	0.7	43.6	44.1	53.0	52.9	28.9	28.5
D3	yellow	99.2	1.3	82.8	83.3	3.4	2.4	80.4	79.9
E3	magenta	97.9	1.7	53.0	53.8	49.1	47.7	-13.0	-12.3
F3	cyan	97.8	1.7	52.5	53.7	-20.9	-20.8	-26.5	-25.3
A4	white	100.0	0.3	96.2	96.2	0.9	0.5	0.6	0.7
B4	neutral 8	97.1	0.8	80.3	80.7	0.0	-0.7	-1.0	-1.4
C4	neutral 6.5	86.2	2.7	66.7	68.7	-0.1	-0.6	-2.9	-1.2
D4	neutral 5	100.0	1.2	50.8	52.0	-0.1	-0.4	1.1	1.0
E4	neutral 3.5	100.0	1.4	35.4	36.7	-0.1	-0.2	-0.5	-0.1
F4	black	100.0	1.0	20.4	21.4	0.9	1.0	-0.1	0.2
A5	paper white	100.0	0.3	99.1	99.0	0.2	0.1	0.7	0.4
B5	Skin highlight L*=88	97.3	1.0	88.5	88.8	12.5	11.5	13.1	13.1
C5	Skin highlight L* =75	93.6	2.6	75.6	76.7	20.2	18.0	20.5	19.5
D5	Skin shadow L*=28	98.0	1.3	26.3	27.2	16.8	17.0	17.7	18.6
E5	Skin shadow L*=13	95.0	1.3	14.7	15.0	12.1	12.8	7.9	8.9
F5	Maximum Black	100.0	0.3	3.1	3.3	-0.4	-0.2	-0.9	-1.0

Summary Results	I* Color	I* tone	ΔE
Average Score for all patches	97.9	95.3	1.4
Worst 10% (3 lowest scoring patches)	91.1	90.9	2.8

50 Mluxhrs + 6 months

Printer: Epson SC P600 **Ink:** Epson UCHD **Media:** Red River Palo Duro Soft Gloss Rag, no additional coating



Original Print Colors before light exposure



Colors after both light exposure + dark storage

Patch #	Description	I* Color	ΔE	L* Before	L* After	a* Before	a* After	b* Before	b* After
A1	Dark Skin	97.3	2.3	39.0	41.2	13.5	13.3	11.1	10.1
B1	Light Skin	82.1	6.0	66.0	69.3	18.1	17.1	17.5	12.6
C1	Blue sky	97.0	2.6	49.9	52.2	-4.5	-4.7	-22.5	-21.4
D1	Foliage	96.7	2.1	43.7	45.4	-12.4	-12.5	21.8	20.4
E1	blue flower	96.1	3.4	54.5	57.6	8.9	8.6	-24.6	-23.1
F1	bluish green	95.1	2.3	70.1	71.2	-31.4	-30.3	-0.9	-2.6
A1	orange	90.2	7.3	63.8	65.5	34.8	32.2	57.1	50.5
B2	purplish blue	93.2	4.1	41.2	43.2	10.1	7.8	-44.0	-41.2
C2	moderate red	89.8	5.8	52.4	53.9	47.2	46.4	17.2	11.6
D2	purple	100.0	1.9	31.3	33.2	23.0	22.8	-18.6	-19.0
E2	yellow green	95.4	3.6	73.0	74.5	-22.4	-22.5	56.4	53.1
F2	orange yellow	92.6	6.1	72.6	74.7	18.4	15.6	69.0	63.9
A3	blue	94.2	3.8	30.4	32.3	13.2	10.5	-47.2	-45.1
B3	green	96.7	2.2	55.3	56.2	-35.7	-35.4	32.2	30.1
C3	red	96.3	2.8	43.3	43.9	53.2	53.4	29.2	26.5
D3	yellow	96.2	3.8	82.4	83.6	3.6	1.5	80.8	77.9
E3	magenta	95.9	3.1	52.8	54.4	49.1	48.1	-12.9	-15.3
F3	cyan	96.3	2.8	52.4	54.6	-20.9	-20.9	-26.6	-24.9
A4	white	100.0	0.5	96.1	96.2	0.8	0.3	0.7	0.9
B4	neutral 8	93.3	1.3	80.3	80.9	0.0	-0.7	-1.0	-1.9
C4	neutral 6.5	94.5	3.3	66.6	69.7	0.0	-0.7	-3.2	-2.4
D4	neutral 5	84.0	3.0	50.7	52.9	-0.3	-0.2	0.9	-1.1
E4	neutral 3.5	95.2	2.3	35.3	37.3	0.0	-0.2	-0.5	-1.5
F4	black	100.0	1.4	20.2	21.6	1.0	1.0	-0.3	-0.2
A5	paper white	100.0	0.3	99.1	98.9	0.2	0.1	0.6	0.6
B5	Skin highlight L*=88	86.4	3.1	88.1	88.9	12.6	11.5	13.0	10.3
C5	Skin highlight L* =75	71.1	9.1	75.5	77.7	20.2	17.8	20.6	12.1
D5	Skin shadow L*=28	98.6	1.5	26.2	27.5	16.9	17.4	18.1	18.7
E5	Skin shadow L*=13	79.9	3.4	14.5	14.6	12.1	13.8	7.5	10.4
F5	Maximum Black	100.0	0.5	2.9	3.2	-0.2	-0.3	-1.4	-0.9

Summary Results	I* Color	I* tone	ΔE
Average Score for all patches	93.5	91.8	3.2
Worst 10% (3 lowest scoring patches)	77.7	85.4	7.5

100 Mluxhrs + 6 months

Printer: Epson SC P600 **Ink:** Epson UCHD **Media:** Red River Palo Duro Soft Gloss Rag, no additional coating



Original Print Colors before light exposure



Colors after both light exposure + dark storage

Patch #	Description	I* Color	ΔE	L* Before	L* After	a* Before	a* After	b* Before	b* After
A1	Dark Skin	40.8	11.4	39.1	43.0	13.5	14.7	10.8	0.1
B1	Light Skin	18.6	21.8	66.1	71.7	18.2	19.6	17.5	-3.5
C1	Blue sky	99.3	4.3	50.0	54.2	-4.4	-3.8	-22.7	-23.1
D1	Foliage	64.7	9.7	43.8	46.8	-12.3	-11.8	21.5	12.2
E1	blue flower	96.0	5.6	54.6	60.0	8.9	9.9	-24.6	-25.8
F1	bluish green	69.2	10.3	70.1	72.3	-31.2	-27.7	-1.0	-10.5
A1	orange	50.7	33.4	64.1	67.9	34.8	33.7	56.5	23.3
B2	purplish blue	90.0	6.0	41.2	44.6	10.2	7.4	-43.9	-39.8
C2	moderate red	52.7	24.3	52.6	55.6	47.1	49.5	16.9	-7.1
D2	purple	77.7	7.7	31.6	34.7	22.6	24.8	-18.6	-25.3
E2	yellow green	70.3	18.7	73.3	76.6	-22.3	-22.0	55.8	37.4
F2	orange yellow	63.4	26.8	73.0	77.0	18.6	15.3	68.6	42.3
A3	blue	95.4	4.1	30.6	33.7	13.3	10.8	-47.1	-45.9
B3	green	81.7	9.4	55.3	57.3	-35.7	-35.0	31.5	22.3
C3	red	74.0	16.3	43.5	45.4	53.1	55.3	29.0	13.0
D3	yellow	82.0	15.2	82.7	85.4	3.4	0.4	80.2	65.6
E3	magenta	84.6	8.9	53.0	56.2	48.9	49.7	-12.9	-21.1
F3	cyan	98.4	4.0	52.4	56.2	-20.8	-20.8	-26.7	-25.6
A4	white	99.9	0.6	96.2	96.5	0.8	0.3	0.6	0.7
B4	neutral 8	84.6	2.2	80.2	81.2	0.1	-0.4	-1.0	-2.9
C4	neutral 6.5	72.0	5.4	66.6	70.9	0.0	-0.3	-3.1	-6.2
D4	neutral 5	(1.7)	11.0	50.7	54.9	-0.2	2.2	0.7	-9.2
E4	neutral 3.5	35.0	7.4	35.3	38.5	0.0	1.2	-0.8	-7.4
F4	black	70.9	3.9	20.4	22.4	1.1	1.8	-0.4	-3.6
A5	paper white	100.0	0.4	99.1	98.8	0.2	0.0	0.6	0.9
B5	Skin highlight L*=88	65.3	6.9	88.5	89.9	12.6	11.3	13.1	6.4
C5	Skin highlight L* =75	29.8	21.1	75.6	78.8	20.2	19.4	20.8	-0.1
D5	Skin shadow L*=28	81.9	5.3	26.3	28.4	16.9	18.3	17.4	12.7
E5	Skin shadow L*=13	63.2	5.7	14.8	14.6	12.0	14.9	7.3	12.2
F5	Maximum Black	100.0	0.8	3.2	3.9	-0.2	-0.3	-1.4	-0.9

Summary Results	I* Color	I* tone	ΔE
Average Score for all patches	70.4	87.2	10.3
Worst 10% (3 lowest scoring patches)	15.6	80.3	28.2

200 Mluxhrs + 6 months

Printer: Epson SC P600 **Ink:** Epson UCHD **Media:** Red River Palo Duro Soft Gloss Rag, no additional coating



Original Print Colors before light exposure



Colors after both light exposure + dark storage

Patch #	Description	I* Color	ΔE	L* Before	L* After	a* Before	a* After	b* Before	b* After
A1	Dark Skin	96.5	1.3	39.3	40.0	13.6	13.2	11.4	12.4
B1	Light Skin	96.4	1.6	66.2	67.0	18.1	17.3	17.8	19.0
C1	Blue sky	98.3	1.1	50.1	50.8	-4.4	-4.9	-22.5	-21.7
D1	Foliage	99.3	0.9	44.0	44.6	-12.2	-12.2	21.0	21.7
E1	blue flower	95.5	1.9	54.7	55.6	9.1	8.6	-24.5	-22.9
F1	bluish green	100.0	0.4	70.4	70.6	-31.1	-31.0	-1.0	-0.7
A1	orange	98.9	1.3	64.1	64.4	34.8	33.6	55.9	56.2
B2	purplish blue	96.8	2.1	41.3	42.2	10.2	8.9	-44.0	-42.6
C2	moderate red	98.9	1.1	52.7	53.1	47.2	46.3	16.3	16.7
D2	purple	97.2	1.6	31.5	32.3	23.0	22.4	-18.5	-17.4
E2	yellow green	100.0	0.4	73.4	73.6	-22.1	-22.1	54.6	54.9
F2	orange yellow	99.2	1.1	73.0	73.4	18.4	17.4	67.7	68.0
A3	blue	96.6	2.4	30.6	31.5	13.3	11.6	-47.1	-45.6
B3	green	100.0	0.4	55.5	55.7	-35.4	-35.2	31.1	31.3
C3	red	100.0	0.5	43.6	43.8	53.0	52.7	28.5	28.9
D3	yellow	99.9	0.6	82.5	82.7	3.5	2.9	79.5	79.7
E3	magenta	98.0	1.6	52.9	53.4	49.1	48.0	-13.1	-12.1
F3	cyan	98.7	1.1	52.5	53.1	-20.9	-20.9	-26.7	-25.8
A4	white	100.0	0.3	96.2	96.1	0.8	0.6	0.6	0.8
B4	neutral 8	98.8	0.6	80.3	80.5	0.1	-0.5	-1.2	-1.2
C4	neutral 6.5	89.8	1.9	66.7	67.8	-0.1	-0.4	-2.7	-1.2
D4	neutral 5	99.8	0.9	50.9	51.6	-0.1	-0.5	1.0	1.3
E4	neutral 3.5	95.6	1.3	35.4	36.3	0.0	-0.2	-0.7	0.2
F4	black	97.6	1.0	20.3	21.1	1.0	0.9	-0.4	0.3
A5	paper white	100.0	0.2	99.1	98.9	0.2	0.1	0.6	0.6
B5	Skin highlight L*=88	98.3	0.8	88.6	88.6	12.5	11.9	12.9	13.4
C5	Skin highlight L* =75	96.4	1.6	75.6	76.2	20.1	18.6	20.3	20.6
D5	Skin shadow L*=28	98.8	1.0	26.3	26.9	17.0	16.9	17.6	18.4
E5	Skin shadow L*=13	98.2	0.9	14.6	15.0	12.3	12.3	7.6	8.4
F5	Maximum Black	97.5	0.9	2.9	3.4	-0.2	-0.2	-1.5	-0.8

Summary Results	I* Color	I* tone	ΔE
Average Score for all patches	98.0	96.9	1.1
Worst 10% (3 lowest scoring patches)	93.6	93.6	2.1

20 Mluxhrs + 1 year

Printer: Epson SC P600 **Ink:** Epson UCHD **Media:** Red River Palo Duro Soft Gloss Rag, no additional coating



Original Print Colors before light exposure



Colors after both light exposure + dark storage

Patch #	Description	I* Color	ΔE	L* Before	L* After	a* Before	a* After	b* Before	b* After
A1	Dark Skin	100.0	1.1	39.3	40.3	13.6	13.3	11.7	11.9
B1	Light Skin	97.7	2.0	66.2	67.9	18.1	17.0	17.8	18.1
C1	Blue sky	97.2	1.7	50.1	51.3	-4.5	-4.8	-22.6	-21.4
D1	Foliage	100.0	1.0	43.9	44.8	-12.3	-12.3	21.7	22.0
E1	blue flower	92.6	2.9	54.7	56.2	9.1	8.4	-24.4	-22.1
F1	bluish green	100.0	0.6	70.3	70.8	-31.1	-30.8	-1.0	-1.2
A1	orange	98.1	1.9	64.2	64.8	34.8	33.1	56.4	56.0
B2	purplish blue	95.6	2.8	41.3	42.5	10.1	8.4	-44.0	-42.2
C2	moderate red	99.0	1.2	52.6	53.3	47.1	46.2	17.0	16.6
D2	purple	98.0	1.6	31.3	32.5	23.2	22.6	-18.5	-17.5
E2	yellow green	99.8	0.8	73.3	73.7	-22.4	-22.3	55.7	55.1
F2	orange yellow	98.2	1.9	73.0	73.8	18.3	16.8	68.8	67.9
A3	blue	95.5	3.0	30.6	31.7	13.3	11.2	-47.2	-45.4
B3	green	100.0	0.6	55.5	55.9	-35.7	-35.4	32.0	31.6
C3	red	100.0	0.6	43.6	44.0	53.0	52.9	28.9	28.5
D3	yellow	99.2	1.2	82.8	83.2	3.4	2.5	80.4	79.8
E3	magenta	97.8	1.8	53.0	53.7	49.1	47.7	-13.0	-12.2
F3	cyan	97.5	1.8	52.5	53.7	-20.9	-20.9	-26.5	-25.2
A4	white	100.0	0.5	96.2	96.1	0.9	0.5	0.6	0.9
B4	neutral 8	97.2	0.8	80.3	80.6	0.0	-0.7	-1.0	-1.3
C4	neutral 6.5	85.5	2.7	66.7	68.7	-0.1	-0.7	-2.9	-1.1
D4	neutral 5	100.0	1.3	50.8	52.0	-0.1	-0.4	1.1	1.0
E4	neutral 3.5	100.0	1.4	35.4	36.7	-0.1	-0.3	-0.5	0.0
F4	black	100.0	1.0	20.4	21.3	0.9	0.9	-0.1	0.3
A5	paper white	100.0	0.2	99.1	98.9	0.2	0.1	0.7	0.6
B5	Skin highlight L*=88	97.9	0.9	88.5	88.6	12.5	11.7	13.1	13.0
C5	Skin highlight L* =75	93.8	2.5	75.6	76.7	20.2	18.0	20.5	19.6
D5	Skin shadow L*=28	96.9	1.5	26.3	27.1	16.8	17.0	17.7	18.9
E5	Skin shadow L*=13	92.6	1.6	14.7	14.9	12.1	13.0	7.9	9.1
F5	Maximum Black	100.0	0.2	3.1	3.0	-0.4	-0.2	-0.9	-0.9

Summary Results	I* Color	I* tone	ΔE
Average Score for all patches	97.7	95.2	1.4
Worst 10% (3 lowest scoring patches)	90.3	90.6	2.9

50 Mluxhrs + 1 year

Printer: Epson SC P600 **Ink:** Epson UCHD **Media:** Red River Palo Duro Soft Gloss Rag, no additional coating



Original Print Colors before light exposure



Colors after both light exposure + dark storage

Patch #	Description	I* Color	ΔE	L* Before	L* After	a* Before	a* After	b* Before	b* After
A1	Dark Skin	98.5	2.2	39.0	41.1	13.5	13.3	11.1	10.3
B1	Light Skin	83.0	5.8	66.0	69.2	18.1	17.0	17.5	12.8
C1	Blue sky	96.5	2.6	49.9	52.2	-4.5	-4.8	-22.5	-21.2
D1	Foliage	97.0	2.0	43.7	45.3	-12.4	-12.4	21.8	20.5
E1	blue flower	95.4	3.4	54.5	57.5	8.9	8.6	-24.6	-22.9
F1	bluish green	95.6	2.1	70.1	71.1	-31.4	-30.3	-0.9	-2.4
A1	orange	90.3	7.2	63.8	65.4	34.8	32.2	57.1	50.6
B2	purplish blue	92.9	4.1	41.2	43.1	10.1	7.7	-44.0	-41.1
C2	moderate red	90.0	5.7	52.4	53.8	47.2	46.3	17.2	11.8
D2	purple	100.0	1.9	31.3	33.1	23.0	22.7	-18.6	-18.9
E2	yellow green	95.4	3.6	73.0	74.3	-22.4	-22.4	56.4	53.0
F2	orange yellow	92.6	6.1	72.6	74.5	18.4	15.6	69.0	63.9
A3	blue	93.8	4.0	30.4	32.2	13.2	10.4	-47.2	-44.9
B3	green	96.7	2.2	55.3	56.0	-35.7	-35.3	32.2	30.1
C3	red	96.4	2.7	43.3	43.8	53.2	53.3	29.2	26.6
D3	yellow	96.0	3.8	82.4	83.3	3.6	1.5	80.8	77.8
E3	magenta	96.1	2.9	52.8	54.3	49.1	47.9	-12.9	-15.1
F3	cyan	96.0	2.7	52.4	54.4	-20.9	-21.0	-26.6	-24.8
A4	white	98.5	0.7	96.1	95.9	0.8	0.2	0.7	1.0
B4	neutral 8	93.8	1.1	80.3	80.6	0.0	-0.8	-1.0	-1.8
C4	neutral 6.5	92.9	3.1	66.6	69.5	0.0	-0.8	-3.2	-2.3
D4	neutral 5	85.6	2.7	50.7	52.7	-0.3	-0.2	0.9	-1.0
E4	neutral 3.5	96.0	2.1	35.3	37.1	0.0	-0.2	-0.5	-1.4
F4	black	100.0	1.3	20.2	21.4	1.0	1.1	-0.3	-0.3
A5	paper white	100.0	0.5	99.1	98.6	0.2	0.0	0.6	0.7
B5	Skin highlight L*=88	87.8	2.8	88.1	88.6	12.6	11.2	13.0	10.7
C5	Skin highlight L* =75	71.7	8.9	75.5	77.5	20.2	17.6	20.6	12.3
D5	Skin shadow L*=28	99.2	1.3	26.2	27.3	16.9	17.4	18.1	18.6
E5	Skin shadow L*=13	81.6	3.1	14.5	14.6	12.1	13.6	7.5	10.3
F5	Maximum Black	100.0	0.7	2.9	3.4	-0.2	-0.3	-1.4	-0.9

Summary Results	I* Color	I* tone	ΔE
Average Score for all patches	93.6	91.7	3.1
Worst 10% (3 lowest scoring patches)	78.8	85.4	7.4

100 Mluxhrs + 1 year

Printer: Epson SC P600 **Ink:** Epson UCHD **Media:** Red River Palo Duro Soft Gloss Rag, no additional coating



Original Print Colors before light exposure



Colors after both light exposure + dark storage

Patch #	Description	I* Color	ΔE	L* Before	L* After	a* Before	a* After	b* Before	b* After
A1	Dark Skin	40.4	11.5	39.1	42.9	13.5	14.6	10.8	0.0
B1	Light Skin	18.5	21.8	66.1	71.7	18.2	19.6	17.5	-3.6
C1	Blue sky	99.4	4.3	50.0	54.2	-4.4	-3.8	-22.7	-23.0
D1	Foliage	64.1	9.8	43.8	46.8	-12.3	-11.8	21.5	12.1
E1	blue flower	96.3	5.6	54.6	59.9	8.9	9.9	-24.6	-25.7
F1	bluish green	69.1	10.4	70.1	72.3	-31.2	-27.6	-1.0	-10.5
A1	orange	50.4	33.6	64.1	67.8	34.8	33.7	56.5	23.1
B2	purplish blue	89.9	6.1	41.2	44.6	10.2	7.4	-43.9	-39.7
C2	moderate red	52.7	24.4	52.6	55.5	47.1	49.5	16.9	-7.1
D2	purple	77.7	7.7	31.6	34.7	22.6	24.7	-18.6	-25.3
E2	yellow green	69.9	18.9	73.3	76.6	-22.3	-21.9	55.8	37.2
F2	orange yellow	63.1	27.0	73.0	77.0	18.6	15.3	68.6	42.0
A3	blue	95.2	4.2	30.6	33.7	13.3	10.8	-47.1	-45.8
B3	green	81.3	9.6	55.3	57.3	-35.7	-35.0	31.5	22.2
C3	red	73.8	16.4	43.5	45.4	53.1	55.2	29.0	12.8
D3	yellow	81.8	15.4	82.7	85.3	3.4	0.5	80.2	65.3
E3	magenta	84.9	8.8	53.0	56.1	48.9	49.6	-12.9	-21.0
F3	cyan	98.3	3.9	52.4	56.1	-20.8	-20.7	-26.7	-25.6
A4	white	99.6	0.6	96.2	96.5	0.8	0.3	0.6	0.7
B4	neutral 8	85.0	2.1	80.2	81.1	0.1	-0.4	-1.0	-2.8
C4	neutral 6.5	72.1	5.3	66.6	70.8	0.0	-0.3	-3.1	-6.2
D4	neutral 5	(1.9)	11.0	50.7	54.9	-0.2	2.2	0.7	-9.2
E4	neutral 3.5	35.1	7.4	35.3	38.5	0.0	1.1	-0.8	-7.4
F4	black	69.0	4.1	20.4	22.6	1.1	1.8	-0.4	-3.7
A5	paper white	100.0	0.5	99.1	98.7	0.2	0.0	0.6	0.9
B5	Skin highlight L*=88	65.4	6.9	88.5	89.8	12.6	11.4	13.1	6.5
C5	Skin highlight L* =75	29.8	21.1	75.6	78.7	20.2	19.4	20.8	-0.1
D5	Skin shadow L*=28	80.4	5.7	26.3	28.5	16.9	18.2	17.4	12.3
E5	Skin shadow L*=13	69.7	4.8	14.8	14.9	12.0	14.8	7.3	11.2
F5	Maximum Black	100.0	0.9	3.2	4.1	-0.2	-0.1	-1.4	-1.5

Summary Results	I* Color	I* tone	ΔE
Average Score for all patches	70.4	87.3	10.3
Worst 10% (3 lowest scoring patches)	15.5	80.5	28.3

200 Mluxhrs + 1 year

Printer: Epson SC P600 **Ink:** Epson UCHD **Media:** Red River Palo Duro Soft Gloss Rag, no additional coating



Original Print Colors before light exposure



Colors after both light exposure + dark storage

Patch #	Description	I* Color	ΔE	L* Before	L* After	a* Before	a* After	b* Before	b* After
A1	Dark Skin	98.3	0.9	39.3	39.8	13.6	13.3	11.4	12.1
B1	Light Skin	96.7	1.5	66.2	66.9	18.1	17.4	17.8	18.9
C1	Blue sky	98.2	1.1	50.1	50.6	-4.4	-4.8	-22.5	-21.6
D1	Foliage	100.0	0.6	44.0	44.4	-12.2	-12.2	21.0	21.5
E1	blue flower	95.0	1.9	54.7	55.4	9.1	8.7	-24.5	-22.7
F1	bluish green	100.0	0.4	70.4	70.4	-31.1	-31.0	-1.0	-0.6
A1	orange	99.0	1.2	64.1	64.3	34.8	33.6	55.9	56.1
B2	purplish blue	96.5	2.2	41.3	41.9	10.2	8.8	-44.0	-42.5
C2	moderate red	98.8	1.1	52.7	52.9	47.2	46.3	16.3	16.8
D2	purple	96.9	1.5	31.5	32.1	23.0	22.4	-18.5	-17.3
E2	yellow green	100.0	0.1	73.4	73.3	-22.1	-22.0	54.6	54.6
F2	orange yellow	99.3	1.0	73.0	73.2	18.4	17.4	67.7	67.8
A3	blue	96.2	2.5	30.6	31.2	13.3	11.6	-47.1	-45.4
B3	green	100.0	0.3	55.5	55.5	-35.4	-35.1	31.1	31.2
C3	red	100.0	0.4	43.6	43.6	53.0	52.6	28.5	28.8
D3	yellow	99.9	0.6	82.5	82.5	3.5	2.9	79.5	79.5
E3	magenta	97.6	1.7	52.9	53.2	49.1	47.9	-13.1	-11.9
F3	cyan	98.7	1.0	52.5	52.9	-20.9	-20.8	-26.7	-25.7
A4	white	100.0	0.6	96.2	95.8	0.8	0.6	0.6	0.9
B4	neutral 8	98.4	0.7	80.3	80.3	0.1	-0.6	-1.2	-1.1
C4	neutral 6.5	87.8	1.9	66.7	67.6	-0.1	-0.4	-2.7	-1.0
D4	neutral 5	98.9	0.8	50.9	51.4	-0.1	-0.5	1.0	1.5
E4	neutral 3.5	95.7	1.1	35.4	36.1	0.0	-0.2	-0.7	0.2
F4	black	99.9	0.7	20.3	20.9	1.0	0.9	-0.4	0.1
A5	paper white	100.0	0.5	99.1	98.7	0.2	0.1	0.6	0.8
B5	Skin highlight L*=88	97.6	1.0	88.6	88.3	12.5	11.8	12.9	13.5
C5	Skin highlight L* =75	96.3	1.6	75.6	76.0	20.1	18.6	20.3	20.6
D5	Skin shadow L*=28	99.7	0.7	26.3	26.7	17.0	16.9	17.6	18.2
E5	Skin shadow L*=13	100.0	0.4	14.6	14.8	12.3	12.5	7.6	8.0
F5	Maximum Black	100.0	0.3	2.9	3.0	-0.2	-0.2	-1.5	-1.3

Summary Results	I* Color	I* tone	ΔE
Average Score for all patches	98.2	97.0	1.0
Worst 10% (3 lowest scoring patches)	92.8	94.2	2.2

20 Mluxhrs + 2 years

Printer: Epson SC P600 **Ink:** Epson UCHD **Media:** Red River Palo Duro Soft Gloss Rag, no additional coating



Original Print Colors before light exposure



Colors after both light exposure + dark storage

Patch #	Description	I* Color	ΔE	L* Before	L* After	a* Before	a* After	b* Before	b* After
A1	Dark Skin	99.8	1.1	39.3	40.3	13.6	13.2	11.7	12.1
B1	Light Skin	97.4	1.9	66.2	67.7	18.1	17.0	17.8	18.2
C1	Blue sky	96.5	1.6	50.1	51.1	-4.5	-4.8	-22.6	-21.3
D1	Foliage	100.0	0.8	43.9	44.6	-12.3	-12.2	21.7	21.8
E1	blue flower	91.8	3.0	54.7	56.0	9.1	8.4	-24.4	-21.8
F1	bluish green	100.0	0.4	70.3	70.5	-31.1	-30.7	-1.0	-1.1
A1	orange	97.7	2.1	64.2	64.5	34.8	32.9	56.4	55.5
B2	purplish blue	94.8	3.0	41.3	42.3	10.1	8.3	-44.0	-41.8
C2	moderate red	98.5	1.3	52.6	53.0	47.1	45.9	17.0	16.6
D2	purple	96.9	1.7	31.3	32.4	23.2	22.5	-18.5	-17.2
E2	yellow green	99.2	1.0	73.3	73.3	-22.4	-22.2	55.7	54.8
F2	orange yellow	97.8	2.1	73.0	73.4	18.3	16.7	68.8	67.5
A3	blue	94.7	3.3	30.6	31.6	13.3	11.1	-47.2	-45.0
B3	green	99.6	0.7	55.5	55.6	-35.7	-35.3	32.0	31.4
C3	red	99.8	0.6	43.6	43.8	53.0	52.6	28.9	28.5
D3	yellow	98.9	1.4	82.8	82.7	3.4	2.5	80.4	79.4
E3	magenta	97.2	2.0	53.0	53.5	49.1	47.4	-13.0	-12.0
F3	cyan	96.7	1.9	52.5	53.4	-20.9	-20.8	-26.5	-24.9
A4	white	98.2	0.9	96.2	95.7	0.9	0.4	0.6	1.1
B4	neutral 8	97.2	0.8	80.3	80.2	0.0	-0.7	-1.0	-1.1
C4	neutral 6.5	84.3	2.6	66.7	68.3	-0.1	-0.7	-2.9	-1.0
D4	neutral 5	100.0	1.0	50.8	51.8	-0.1	-0.4	1.1	1.2
E4	neutral 3.5	99.4	1.2	35.4	36.5	-0.1	-0.3	-0.5	0.1
F4	black	99.5	1.0	20.4	21.2	0.9	0.8	-0.1	0.4
A5	paper white	100.0	0.7	99.1	98.5	0.2	0.0	0.7	0.9
B5	Skin highlight L*=88	97.7	1.0	88.5	88.1	12.5	11.6	13.1	13.1
C5	Skin highlight L* =75	93.4	2.5	75.6	76.3	20.2	18.0	20.5	19.5
D5	Skin shadow L*=28	97.8	1.3	26.3	27.0	16.8	16.9	17.7	18.7
E5	Skin shadow L*=13	93.7	1.4	14.7	14.8	12.1	12.8	7.9	9.1
F5	Maximum Black	100.0	0.2	3.1	3.2	-0.4	-0.3	-0.9	-1.1

Summary Results	I* Color	I* tone	ΔE
Average Score for all patches	97.3	95.1	1.5
Worst 10% (3 lowest scoring patches)	89.8	90.8	3.1

50 Mluxhrs + 2 years

Printer: Epson SC P600 **Ink:** Epson UCHD **Media:** Red River Palo Duro Soft Gloss Rag, no additional coating



Original Print Colors before light exposure



Colors after both light exposure + dark storage

Patch #	Description	I* Color	ΔE	L* Before	L* After	a* Before	a* After	b* Before	b* After
A1	Dark Skin	99.1	2.2	39.0	41.1	13.5	13.3	11.1	10.4
B1	Light Skin	83.5	5.7	66.0	69.3	18.1	17.0	17.5	13.0
C1	Blue sky	95.9	2.7	49.9	52.2	-4.5	-4.8	-22.5	-21.1
D1	Foliage	97.1	2.0	43.7	45.3	-12.4	-12.4	21.8	20.6
E1	blue flower	94.8	3.6	54.5	57.6	8.9	8.6	-24.6	-22.7
F1	bluish green	95.9	2.1	70.1	71.2	-31.4	-30.4	-0.9	-2.4
A1	orange	90.4	7.1	63.8	65.5	34.8	32.2	57.1	50.6
B2	purplish blue	92.7	4.3	41.2	43.2	10.1	7.7	-44.0	-41.0
C2	moderate red	90.4	5.5	52.4	53.9	47.2	46.4	17.2	12.0
D2	purple	100.0	1.8	31.3	33.1	23.0	22.7	-18.6	-18.8
E2	yellow green	95.5	3.5	73.0	74.4	-22.4	-22.4	56.4	53.1
F2	orange yellow	92.7	6.1	72.6	74.6	18.4	15.6	69.0	63.9
A3	blue	93.6	4.1	30.4	32.3	13.2	10.4	-47.2	-44.8
B3	green	96.7	2.2	55.3	56.1	-35.7	-35.3	32.2	30.1
C3	red	96.7	2.6	43.3	43.9	53.2	53.4	29.2	26.7
D3	yellow	96.2	3.7	82.4	83.5	3.6	1.5	80.8	78.0
E3	magenta	96.5	2.8	52.8	54.4	49.1	48.0	-12.9	-14.9
F3	cyan	95.6	2.9	52.4	54.5	-20.9	-21.1	-26.6	-24.7
A4	white	96.2	0.9	96.1	96.0	0.8	0.2	0.7	1.3
B4	neutral 8	94.9	1.1	80.3	80.8	0.0	-0.8	-1.0	-1.6
C4	neutral 6.5	91.2	3.4	66.6	69.7	0.0	-0.8	-3.2	-2.1
D4	neutral 5	87.2	2.8	50.7	52.8	-0.3	-0.3	0.9	-0.8
E4	neutral 3.5	97.1	2.1	35.3	37.2	0.0	-0.2	-0.5	-1.3
F4	black	100.0	1.3	20.2	21.4	1.0	1.1	-0.3	-0.2
A5	paper white	100.0	0.5	99.1	98.8	0.2	0.0	0.6	1.0
B5	Skin highlight L*=88	89.0	2.6	88.1	88.8	12.6	11.3	13.0	10.9
C5	Skin highlight L* =75	72.4	8.8	75.5	77.7	20.2	17.6	20.6	12.5
D5	Skin shadow L*=28	98.5	1.5	26.2	27.4	16.9	17.5	18.1	18.7
E5	Skin shadow L*=13	79.7	3.4	14.5	14.5	12.1	13.7	7.5	10.5
F5	Maximum Black	100.0	0.4	2.9	3.2	-0.2	-0.3	-1.4	-1.1

Summary Results	I* Color	I* tone	ΔE
Average Score for all patches	93.7	91.8	3.1
Worst 10% (3 lowest scoring patches)	78.5	85.5	7.3

100 Mluxhrs + 2 years

Printer: Epson SC P600 **Ink:** Epson UCHD **Media:** Red River Palo Duro Soft Gloss Rag, no additional coating



Original Print Colors before light exposure

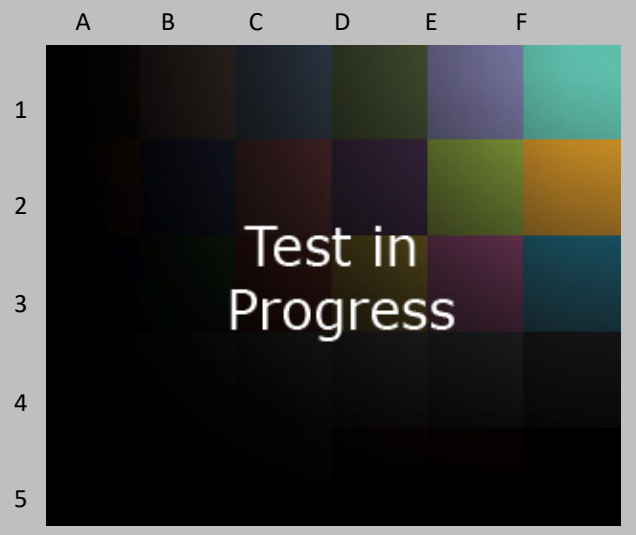

Colors after both light exposure + dark storage

Patch #	Description	I* Color	ΔE	L* Before	L* After	a* Before	a* After	b* Before	b* After
A1	Dark Skin			39.1	34.9	13.5		10.8	
B1	Light Skin			66.1	63.1	18.2		17.5	
C1	Blue sky			50.0	46.8	-4.4		-22.7	
D1	Foliage			43.8	40.2	-12.3		21.5	
E1	blue flower			54.6	52.3	8.9		-24.6	
F1	bluish green			70.1	65.9	-31.2		-1.0	
A1	orange			64.1	58.6	34.8		56.5	
B2	purplish blue			41.2	37.0	10.2		-43.9	
C2	moderate red			52.6	46.6	47.1		16.9	
D2	purple			31.6	26.2	22.6		-18.6	
E2	yellow green			73.3	66.9	-22.3		55.8	
F2	orange yellow			73.0	67.1	18.6		68.6	
A3	blue			30.6	25.6	13.3		-47.1	
B3	green			55.3	49.3	-35.7		31.5	
C3	red			43.5	37.8	53.1		29.0	
D3	yellow			82.7	76.5	3.4		80.2	
E3	magenta			53.0	48.1	48.9		-12.9	
F3	cyan			52.4	48.3	-20.8		-26.7	
A4	white			96.2	92.2	0.8		0.6	
B4	neutral 8			80.2	76.0	0.1		-1.0	
C4	neutral 6.5			66.6	65.3	0.0		-3.1	
D4	neutral 5			50.7	48.4	-0.2		0.7	
E4	neutral 3.5			35.3	34.2	0.0		-0.8	
F4	black			20.4	17.5	1.1		-0.4	
A5	paper white			99.1	95.1	0.2		0.6	
B5	Skin highlight L*=88			88.5	84.2	12.6		13.1	
C5	Skin highlight L* =75			75.6	72.1	20.2		20.8	
D5	Skin shadow L*=28			26.3	23.2	16.9		17.4	
E5	Skin shadow L*=13			14.8	11.6	12.0		7.3	
F5	Maximum Black			3.2	4.2	-0.2		-1.4	

Summary Results	I* Color	I* tone	ΔE	
Average Score for all patches				200 Mluxhrs + 2 years
Worst 10% (3 lowest scoring patches)				

Printer: Epson SC P600 **Ink:** Epson UCHD **Media:** Red River Palo Duro Soft Gloss Rag, no additional coating



Original Print Colors before light exposure



Colors after both light exposure + dark storage

Patch #	Description	I* Color	ΔE	L* Before	L* After	a* Before	a* After	b* Before	b* After
A1	Dark Skin	97.2	1.1	39.3	39.8	13.6	13.3	11.4	12.3
B1	Light Skin	96.1	1.6	66.2	66.9	18.1	17.4	17.8	19.1
C1	Blue sky	97.4	1.2	50.1	50.7	-4.4	-4.9	-22.5	-21.5
D1	Foliage	99.3	0.8	44.0	44.4	-12.2	-12.2	21.0	21.7
E1	blue flower	94.3	2.1	54.7	55.4	9.1	8.6	-24.5	-22.6
F1	bluish green	100.0	0.5	70.4	70.5	-31.1	-31.1	-1.0	-0.5
A1	orange	99.0	1.2	64.1	64.4	34.8	33.7	55.9	56.3
B2	purplish blue	96.3	2.3	41.3	42.0	10.2	8.8	-44.0	-42.4
C2	moderate red	98.6	1.2	52.7	53.0	47.2	46.4	16.3	17.1
D2	purple	96.5	1.6	31.5	32.1	23.0	22.3	-18.5	-17.2
E2	yellow green	100.0	0.3	73.4	73.4	-22.1	-22.1	54.6	54.9
F2	orange yellow	99.3	1.0	73.0	73.3	18.4	17.5	67.7	68.0
A3	blue	96.0	2.6	30.6	31.3	13.3	11.5	-47.1	-45.3
B3	green	100.0	0.3	55.5	55.6	-35.4	-35.2	31.1	31.3
C3	red	99.8	0.6	43.6	43.7	53.0	52.7	28.5	29.1
D3	yellow	99.8	0.6	82.5	82.6	3.5	2.9	79.5	79.7
E3	magenta	97.5	1.8	52.9	53.3	49.1	47.9	-13.1	-11.8
F3	cyan	98.7	1.1	52.5	53.0	-20.9	-20.8	-26.7	-25.7
A4	white	98.7	0.7	96.2	95.9	0.8	0.5	0.6	1.1
B4	neutral 8	97.7	0.7	80.3	80.4	0.1	-0.6	-1.2	-0.9
C4	neutral 6.5	86.4	2.1	66.7	67.7	-0.1	-0.4	-2.7	-0.9
D4	neutral 5	98.0	0.9	50.9	51.4	-0.1	-0.5	1.0	1.6
E4	neutral 3.5	94.1	1.3	35.4	36.1	0.0	-0.2	-0.7	0.3
F4	black	96.6	1.0	20.3	20.9	1.0	0.8	-0.4	0.4
A5	paper white	100.0	0.5	99.1	98.8	0.2	0.1	0.6	0.9
B5	Skin highlight L*=88	97.0	1.0	88.6	88.5	12.5	11.8	12.9	13.7
C5	Skin highlight L* =75	96.2	1.7	75.6	76.1	20.1	18.6	20.3	20.7
D5	Skin shadow L*=28	98.5	1.0	26.3	26.8	17.0	16.9	17.6	18.5
E5	Skin shadow L*=13	99.1	0.8	14.6	15.0	12.3	12.3	7.6	8.3
F5	Maximum Black	97.4	0.7	2.9	3.0	-0.2	-0.4	-1.5	-0.8

Summary Results	I* Color	I* tone	ΔE
Average Score for all patches	97.5	97.1	1.1
Worst 10% (3 lowest scoring patches)	91.6	94.0	2.3

20 Mluxhrs + 3 years

Printer: Epson SC P600 **Ink:** Epson UCHD **Media:** Red River Palo Duro Soft Gloss Rag, no additional coating



Original Print Colors before light exposure



Colors after both light exposure + dark storage

Patch #	Description	I* Color	ΔE	L* Before	L* After	a* Before	a* After	b* Before	b* After
A1	Dark Skin	100.0	1.1	39.3	40.3	13.6	13.3	11.7	12.0
B1	Light Skin	97.7	1.9	66.2	67.8	18.1	17.1	17.8	18.2
C1	Blue sky	96.7	1.6	50.1	51.1	-4.5	-4.7	-22.6	-21.3
D1	Foliage	100.0	0.8	43.9	44.7	-12.3	-12.2	21.7	21.9
E1	blue flower	91.5	3.0	54.7	56.1	9.1	8.6	-24.4	-21.7
F1	bluish green	99.9	0.6	70.3	70.6	-31.1	-30.6	-1.0	-1.1
A1	orange	97.9	2.0	64.2	64.7	34.8	33.0	56.4	55.8
B2	purplish blue	95.3	2.8	41.3	42.3	10.1	8.5	-44.0	-41.9
C2	moderate red	98.8	1.3	52.6	53.2	47.1	46.1	17.0	17.0
D2	purple	97.1	1.7	31.3	32.4	23.2	22.6	-18.5	-17.2
E2	yellow green	99.1	1.1	73.3	73.5	-22.4	-22.2	55.7	54.7
F2	orange yellow	97.8	2.1	73.0	73.6	18.3	16.7	68.8	67.5
A3	blue	95.1	3.1	30.6	31.6	13.3	11.3	-47.2	-45.0
B3	green	99.4	0.8	55.5	55.7	-35.7	-35.2	32.0	31.3
C3	red	100.0	0.5	43.6	44.0	53.0	52.7	28.9	28.9
D3	yellow	98.8	1.4	82.8	82.9	3.4	2.5	80.4	79.3
E3	magenta	97.1	2.1	53.0	53.7	49.1	47.5	-13.0	-11.8
F3	cyan	97.1	1.8	52.5	53.4	-20.9	-20.7	-26.5	-25.1
A4	white	97.2	0.8	96.2	95.8	0.9	0.4	0.6	1.3
B4	neutral 8	97.7	0.7	80.3	80.4	0.0	-0.7	-1.0	-1.1
C4	neutral 6.5	84.1	2.7	66.7	68.5	-0.1	-0.6	-2.9	-0.9
D4	neutral 5	100.0	1.1	50.8	51.9	-0.1	-0.3	1.1	1.3
E4	neutral 3.5	99.2	1.3	35.4	36.6	-0.1	-0.2	-0.5	0.1
F4	black	99.8	1.0	20.4	21.2	0.9	1.0	-0.1	0.4
A5	paper white	100.0	0.6	99.1	98.7	0.2	0.0	0.7	1.0
B5	Skin highlight L*=88	98.0	0.9	88.5	88.4	12.5	11.7	13.1	13.2
C5	Skin highlight L* =75	93.8	2.5	75.6	76.6	20.2	18.0	20.5	19.6
D5	Skin shadow L*=28	96.9	1.5	26.3	27.1	16.8	17.0	17.7	18.9
E5	Skin shadow L*=13	92.6	1.6	14.7	14.9	12.1	12.9	7.9	9.2
F5	Maximum Black	100.0	0.3	3.1	3.1	-0.4	-0.2	-0.9	-1.0

Summary Results	I* Color	I* tone	ΔE
Average Score for all patches	97.3	95.4	1.5
Worst 10% (3 lowest scoring patches)	89.4	90.8	3.0

50 Mluxhrs + 3 years

Printer: Epson SC P600 **Ink:** Epson UCHD **Media:** Red River Palo Duro Soft Gloss Rag, no additional coating



Original Print Colors before light exposure



Colors after both light exposure + dark storage

Patch #	Description	I* Color	ΔE	L* Before	L* After	a* Before	a* After	b* Before	b* After
A1	Dark Skin	99.2	2.1	39.0	41.0	13.5	13.3	11.1	10.5
B1	Light Skin	83.7	5.6	66.0	69.1	18.1	17.0	17.5	13.0
C1	Blue sky	95.3	2.7	49.9	52.1	-4.5	-4.8	-22.5	-21.0
D1	Foliage	97.5	1.9	43.7	45.3	-12.4	-12.4	21.8	20.6
E1	blue flower	94.3	3.5	54.5	57.4	8.9	8.5	-24.6	-22.6
F1	bluish green	96.0	2.0	70.1	71.0	-31.4	-30.3	-0.9	-2.3
A1	orange	90.4	7.1	63.8	65.3	34.8	32.1	57.1	50.7
B2	purplish blue	92.2	4.4	41.2	43.0	10.1	7.6	-44.0	-40.8
C2	moderate red	90.3	5.5	52.4	53.7	47.2	46.3	17.2	11.9
D2	purple	100.0	1.8	31.3	33.1	23.0	22.8	-18.6	-18.7
E2	yellow green	95.5	3.4	73.0	74.2	-22.4	-22.4	56.4	53.1
F2	orange yellow	92.5	6.1	72.6	74.4	18.4	15.6	69.0	63.8
A3	blue	93.3	4.2	30.4	32.1	13.2	10.3	-47.2	-44.7
B3	green	96.8	2.1	55.3	55.9	-35.7	-35.2	32.2	30.2
C3	red	96.5	2.7	43.3	43.8	53.2	53.2	29.2	26.6
D3	yellow	96.0	3.8	82.4	83.2	3.6	1.6	80.8	77.8
E3	magenta	96.6	2.6	52.8	54.2	49.1	47.8	-12.9	-14.7
F3	cyan	95.2	3.0	52.4	54.5	-20.9	-21.0	-26.6	-24.5
A4	white	95.7	0.9	96.1	96.0	0.8	0.2	0.7	1.4
B4	neutral 8	95.2	1.0	80.3	80.7	0.0	-0.8	-1.0	-1.5
C4	neutral 6.5	90.6	3.3	66.6	69.5	0.0	-0.8	-3.2	-2.0
D4	neutral 5	87.7	2.6	50.7	52.7	-0.3	-0.2	0.9	-0.8
E4	neutral 3.5	97.1	2.1	35.3	37.2	0.0	-0.2	-0.5	-1.3
F4	black	100.0	1.3	20.2	21.5	1.0	1.0	-0.3	-0.3
A5	paper white	99.3	0.7	99.1	98.7	0.2	0.0	0.6	1.1
B5	Skin highlight L*=88	89.5	2.5	88.1	88.7	12.6	11.3	13.0	11.0
C5	Skin highlight L* =75	72.6	8.7	75.5	77.7	20.2	17.7	20.6	12.6
D5	Skin shadow L*=28	98.7	1.5	26.2	27.5	16.9	17.5	18.1	18.7
E5	Skin shadow L*=13	80.9	3.2	14.5	14.7	12.1	13.7	7.5	10.3
F5	Maximum Black	100.0	0.6	2.9	3.3	-0.2	-0.3	-1.4	-1.0

Summary Results	I* Color	I* tone	ΔE
Average Score for all patches	93.6	91.7	3.1
Worst 10% (3 lowest scoring patches)	79.0	85.4	7.3

100 Mluxhrs + 3 years

Printer: Epson SC P600 **Ink:** Epson UCHD **Media:** Red River Palo Duro Soft Gloss Rag, no additional coating



Original Print Colors before light exposure

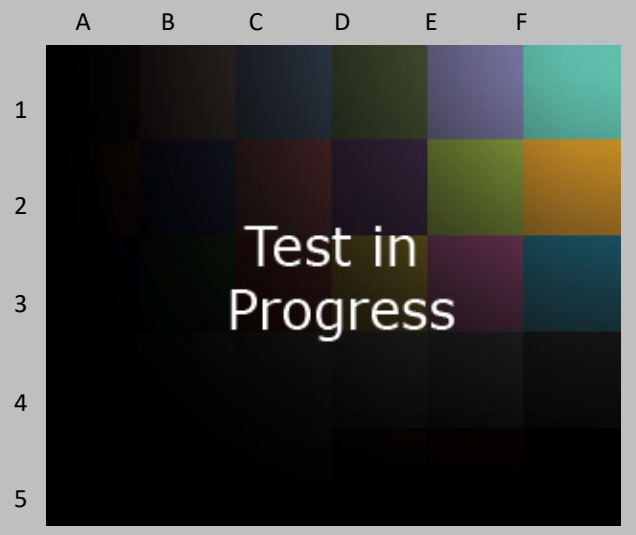

Colors after both light exposure + dark storage

Patch #	Description	I* Color	ΔE	L* Before	L* After	a* Before	a* After	b* Before	b* After
A1	Dark Skin			39.1		13.5		10.8	
B1	Light Skin			66.1		18.2		17.5	
C1	Blue sky			50.0		-4.4		-22.7	
D1	Foliage			43.8		-12.3		21.5	
E1	blue flower			54.6		8.9		-24.6	
F1	bluish green			70.1		-31.2		-1.0	
A1	orange			64.1		34.8		56.5	
B2	purplish blue			41.2		10.2		-43.9	
C2	moderate red			52.6		47.1		16.9	
D2	purple			31.6		22.6		-18.6	
E2	yellow green			73.3		-22.3		55.8	
F2	orange yellow			73.0		18.6		68.6	
A3	blue			30.6		13.3		-47.1	
B3	green			55.3		-35.7		31.5	
C3	red			43.5		53.1		29.0	
D3	yellow			82.7		3.4		80.2	
E3	magenta			53.0		48.9		-12.9	
F3	cyan			52.4		-20.8		-26.7	
A4	white			96.2		0.8		0.6	
B4	neutral 8			80.2		0.1		-1.0	
C4	neutral 6.5			66.6		0.0		-3.1	
D4	neutral 5			50.7		-0.2		0.7	
E4	neutral 3.5			35.3		0.0		-0.8	
F4	black			20.4		1.1		-0.4	
A5	paper white			99.1		0.2		0.6	
B5	Skin highlight L*=88			88.5		12.6		13.1	
C5	Skin highlight L* =75			75.6		20.2		20.8	
D5	Skin shadow L*=28			26.3		16.9		17.4	
E5	Skin shadow L*=13			14.8		12.0		7.3	
F5	Maximum Black			3.2		-0.2		-1.4	

Summary Results	I* Color	I* tone	ΔE
Average Score for all patches			
Worst 10% (3 lowest scoring patches)			

200 Mluxhrs + 3 years

Printer: Epson SC P600 **Ink:** Epson UCHD **Media:** Red River Palo Duro Soft Gloss Rag, no additional coating



Original Print Colors before light exposure



Colors after both light exposure + dark storage

Patch #	Description	I* Color	ΔE	L* Before	L* After	a* Before	a* After	b* Before	b* After
A1	Dark Skin	95.8	1.4	39.3	39.9	13.6	13.2	11.4	12.6
B1	Light Skin	95.8	1.7	66.2	66.9	18.1	17.4	17.8	19.2
C1	Blue sky	97.4	1.2	50.1	50.6	-4.4	-4.9	-22.5	-21.5
D1	Foliage	99.3	0.8	44.0	44.5	-12.2	-12.2	21.0	21.7
E1	blue flower	94.3	2.1	54.7	55.4	9.1	8.6	-24.5	-22.6
F1	bluish green	100.0	0.4	70.4	70.5	-31.1	-31.1	-1.0	-0.6
A1	orange	98.8	1.3	64.1	64.3	34.8	33.6	55.9	56.2
B2	purplish blue	96.4	2.3	41.3	42.0	10.2	8.8	-44.0	-42.3
C2	moderate red	98.6	1.2	52.7	52.9	47.2	46.3	16.3	16.9
D2	purple	96.8	1.6	31.5	32.2	23.0	22.4	-18.5	-17.2
E2	yellow green	100.0	0.2	73.4	73.4	-22.1	-22.0	54.6	54.8
F2	orange yellow	99.2	1.1	73.0	73.3	18.4	17.4	67.7	67.9
A3	blue	96.2	2.4	30.6	31.3	13.3	11.6	-47.1	-45.4
B3	green	100.0	0.3	55.5	55.6	-35.4	-35.1	31.1	31.2
C3	red	100.0	0.5	43.6	43.6	53.0	52.7	28.5	28.9
D3	yellow	99.9	0.6	82.5	82.5	3.5	2.9	79.5	79.7
E3	magenta	97.3	1.9	52.9	53.3	49.1	47.9	-13.1	-11.7
F3	cyan	98.2	1.2	52.5	53.0	-20.9	-20.9	-26.7	-25.6
A4	white	98.3	0.7	96.2	96.0	0.8	0.5	0.6	1.1
B4	neutral 8	97.5	0.7	80.3	80.4	0.1	-0.6	-1.2	-0.9
C4	neutral 6.5	87.3	2.0	66.7	67.8	-0.1	-0.4	-2.7	-1.0
D4	neutral 5	99.7	0.8	50.9	51.5	-0.1	-0.5	1.0	1.4
E4	neutral 3.5	95.2	1.3	35.4	36.2	0.0	-0.2	-0.7	0.2
F4	black	99.8	0.8	20.3	20.9	1.0	0.9	-0.4	0.1
A5	paper white	100.0	0.5	99.1	98.8	0.2	0.0	0.6	1.0
B5	Skin highlight L*=88	97.0	1.0	88.6	88.5	12.5	11.8	12.9	13.7
C5	Skin highlight L* =75	96.1	1.7	75.6	76.1	20.1	18.6	20.3	20.8
D5	Skin shadow L*=28	98.8	0.9	26.3	26.7	17.0	17.0	17.6	18.4
E5	Skin shadow L*=13	100.0	0.6	14.6	15.0	12.3	12.4	7.6	8.1
F5	Maximum Black	100.0	0.4	2.9	3.0	-0.2	-0.2	-1.5	-1.2

Summary Results	I* Color	I* tone	ΔE
Average Score for all patches	97.8	97.0	1.1
Worst 10% (3 lowest scoring patches)	92.3	93.6	2.3

20 Mluxhrs + 4 years

Section IV: Ongoing Dark Storage Test Results

This section of the report tracks a sample of this print process (i.e., printer/ink/media) that remains in an amibient room temperature/moderate RH dark storage environment and has not been subjected to light exposure tests like the other samples. It is essentially a "control" sample that will remain in natural aging conditions (e.g., photo album storage) while the other light fastness tests are ongoing, and then in the Aardenburg Archives under simliar conditions indefinitely along with the retired light fade samples. The chart below will be rescaled to longer time intervals once total acumulated storage time exceeds 5 years.

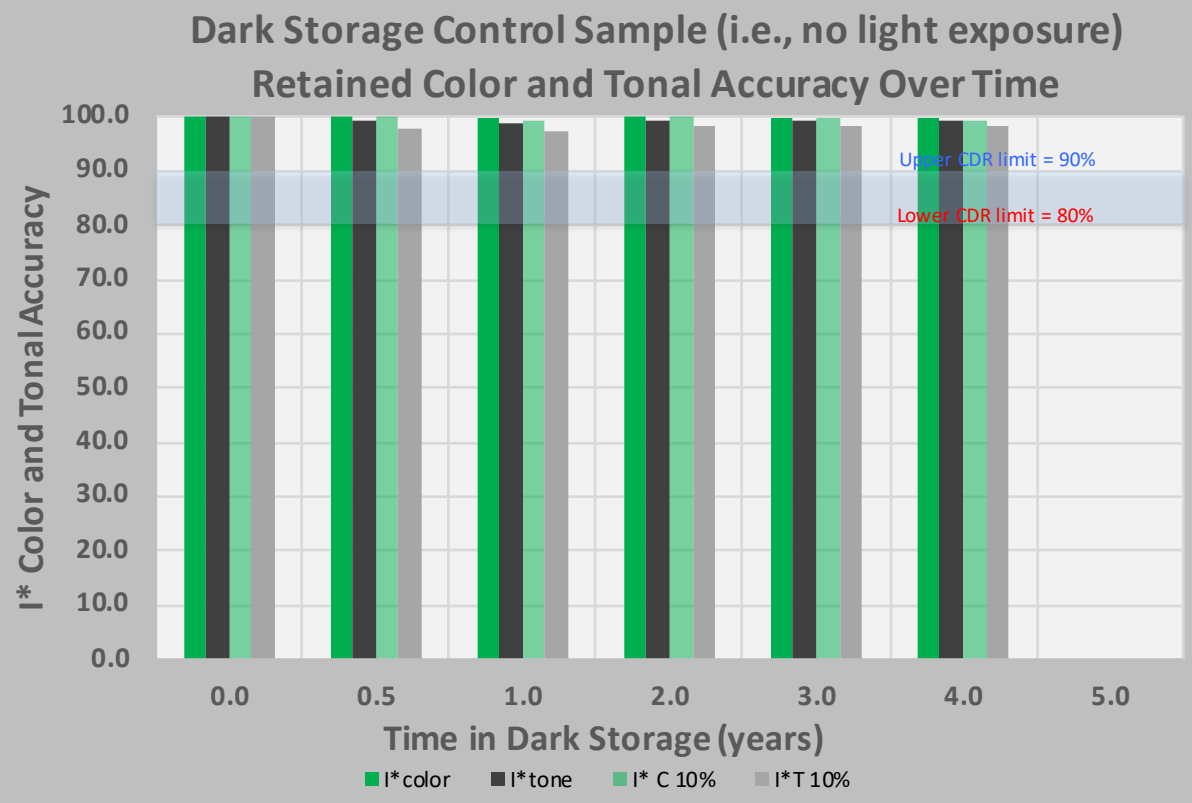

Time in Storage Summary for Dark Storage Control Sample

Years	*I*color (worst 10%)*	*I* Tone (10%)*	I* Color	I* tone	ΔE avg.	ΔE (worst 10%)
0.0	100.0	*100.0*	100.0	100.0	0.0	0.0
0.5	100.0	*98.0*	100.0	99.1	0.2	0.4
1.0	99.2	*97.5*	99.9	98.7	0.4	0.6
2.0	100.0	*98.5*	100.0	99.2	0.3	0.5
3.0	99.7	*98.2*	100.0	99.1	0.4	0.6
4.0	99.0	*98.0*	99.9	99.0	0.4	0.7
5.0						

Printer: Epson SC P600 **Ink:** Epson UCHD **Media:** Red River Palo Duro Soft Gloss Rag, no additional coating



Original Print Colors before light exposure



Colors after additional time in dark storage

Patch #	Description	I* Color	ΔE	L* Before	L* After	a* Before	a* After	b* Before	b* After
A1	Dark Skin	100.0	0.2	38.9	38.8	13.4	13.3	10.4	10.5
B1	Light Skin	100.0	0.3	65.9	65.6	18.3	18.2	16.6	16.7
C1	Blue sky	100.0	0.3	49.8	49.7	-4.4	-4.6	-22.8	-22.6
D1	Foliage	100.0	0.1	43.7	43.6	-12.1	-12.2	20.6	20.7
E1	blue flower	100.0	0.2	54.4	54.3	9.1	8.9	-24.7	-24.6
F1	bluish green	100.0	0.3	70.1	70.0	-31.2	-31.3	-1.3	-1.1
A1	orange	100.0	0.3	63.8	63.5	35.1	35.0	55.7	55.6
B2	purplish blue	100.0	0.3	40.9	40.9	10.4	10.2	-44.1	-43.9
C2	moderate red	100.0	0.3	52.4	52.1	47.0	46.9	16.2	16.1
D2	purple	100.0	0.2	31.7	31.6	22.0	21.8	-18.5	-18.5
E2	yellow green	100.0	0.2	73.1	72.9	-22.3	-22.3	54.9	55.0
F2	orange yellow	100.0	0.3	72.8	72.5	18.5	18.5	68.2	68.2
A3	blue	100.0	0.3	30.7	30.7	13.2	12.9	-46.6	-46.4
B3	green	100.0	0.3	55.1	55.0	-35.7	-35.7	31.4	31.7
C3	red	100.0	0.3	43.4	43.2	52.8	52.7	29.1	29.0
D3	yellow	100.0	0.3	82.5	82.2	3.5	3.6	79.7	79.7
E3	magenta	100.0	0.2	52.7	52.6	49.0	48.9	-13.4	-13.5
F3	cyan	100.0	0.3	52.1	52.1	-21.2	-21.4	-26.8	-26.6
A4	white	100.0	0.3	95.9	95.7	0.7	0.6	0.6	0.8
B4	neutral 8	100.0	0.3	80.1	79.9	0.0	-0.2	-1.1	-0.9
C4	neutral 6.5	100.0	0.2	66.3	66.2	-0.1	-0.2	-2.9	-2.8
D4	neutral 5	100.0	0.2	50.4	50.3	-0.1	-0.2	0.5	0.6
E4	neutral 3.5	100.0	0.1	35.1	35.1	0.0	-0.1	-0.9	-0.8
F4	black	100.0	0.3	20.2	20.1	0.9	0.8	-0.2	0.1
A5	paper white	100.0	0.2	98.8	98.7	0.2	0.1	0.6	0.6
B5	Skin highlight L*=88	100.0	0.4	88.1	87.9	12.6	12.5	12.8	13.1
C5	Skin highlight L* =75	100.0	0.2	75.3	75.1	20.3	20.2	20.4	20.5
D5	Skin shadow L*=28	100.0	0.2	26.2	26.1	16.2	16.1	17.7	17.8
E5	Skin shadow L*=13	100.0	0.1	14.4	14.4	11.7	11.6	7.4	7.4
F5	Maximum Black	100.0	0.1	2.9	3.0	-0.1	-0.2	-1.5	-1.5

Summary Results	I* Color	I* tone	ΔE
Average Score for all patches	100.0	99.1	0.2
Worst 10% (3 lowest scoring patches)	100.0	98.0	0.4

DS Control at 6 months

Printer: Epson SC P600 **Ink:** Epson UCHD **Media:** Red River Palo Duro Soft Gloss Rag, no additional coating



Original Print Colors before light exposure



Colors after additional time in dark storage

Patch #	Description	I* Color	ΔE	L* Before	L* After	a* Before	a* After	b* Before	b* After
A1	Dark Skin	100.0	0.4	38.9	38.8	13.4	13.2	10.4	10.8
B1	Light Skin	100.0	0.5	65.9	65.5	18.3	18.1	16.6	17.0
C1	Blue sky	100.0	0.4	49.8	49.6	-4.4	-4.6	-22.8	-22.5
D1	Foliage	100.0	0.3	43.7	43.5	-12.1	-12.2	20.6	20.9
E1	blue flower	100.0	0.4	54.4	54.1	9.1	8.9	-24.7	-24.6
F1	bluish green	100.0	0.4	70.1	69.8	-31.2	-31.2	-1.3	-1.0
A1	orange	100.0	0.5	63.8	63.3	35.1	34.9	55.7	55.7
B2	purplish blue	99.8	0.6	40.9	40.7	10.4	10.0	-44.1	-43.6
C2	moderate red	100.0	0.5	52.4	51.9	47.0	46.8	16.2	16.2
D2	purple	100.0	0.4	31.7	31.5	22.0	21.7	-18.5	-18.3
E2	yellow green	100.0	0.4	73.1	72.8	-22.3	-22.2	54.9	55.0
F2	orange yellow	100.0	0.6	72.8	72.3	18.5	18.4	68.2	68.5
A3	blue	100.0	0.5	30.7	30.6	13.2	12.9	-46.6	-46.2
B3	green	100.0	0.4	55.1	54.9	-35.7	-35.6	31.4	31.8
C3	red	100.0	0.3	43.4	43.1	52.8	52.7	29.1	29.2
D3	yellow	100.0	0.4	82.5	82.1	3.5	3.5	79.7	79.9
E3	magenta	100.0	0.4	52.7	52.5	49.0	48.7	-13.4	-13.2
F3	cyan	100.0	0.3	52.1	52.0	-21.2	-21.4	-26.8	-26.6
A4	white	100.0	0.4	95.9	95.6	0.7	0.6	0.6	0.8
B4	neutral 8	100.0	0.3	80.1	79.9	0.0	-0.2	-1.1	-0.9
C4	neutral 6.5	100.0	0.3	66.3	66.2	-0.1	-0.1	-2.9	-2.6
D4	neutral 5	100.0	0.2	50.4	50.3	-0.1	-0.2	0.5	0.6
E4	neutral 3.5	100.0	0.3	35.1	35.0	0.0	-0.1	-0.9	-0.6
F4	black	100.0	0.3	20.2	20.1	0.9	0.8	-0.2	0.1
A5	paper white	100.0	0.3	98.8	98.5	0.2	0.1	0.6	0.7
B5	Skin highlight L*=88	100.0	0.6	88.1	87.7	12.6	12.4	12.8	13.2
C5	Skin highlight L* =75	100.0	0.3	75.3	75.0	20.3	20.1	20.4	20.5
D5	Skin shadow L*=28	100.0	0.4	26.2	26.0	16.2	16.1	17.7	18.0
E5	Skin shadow L*=13	100.0	0.4	14.4	14.5	11.7	11.4	7.4	7.7
F5	Maximum Black	97.9	0.7	2.9	3.0	-0.1	-0.4	-1.5	-0.9

Summary Results	I* Color	I* tone	ΔE
Average Score for all patches	99.9	98.7	0.4
Worst 10% (3 lowest scoring patches)	99.2	97.5	0.6

DS Control at 1 year

Printer: Epson SC P600 **Ink:** Epson UCHD **Media:** Red River Palo Duro Soft Gloss Rag, no additional coating



Original Print Colors before light exposure



Colors after additional time in dark storage

Patch #	Description	I* Color	ΔE	L* Before	L* After	a* Before	a* After	b* Before	b* After
A1	Dark Skin	100.0	0.2	38.9	38.8	13.4	13.3	10.4	10.6
B1	Light Skin	100.0	0.4	65.9	65.6	18.3	18.2	16.6	16.9
C1	Blue sky	100.0	0.3	49.8	49.7	-4.4	-4.5	-22.8	-22.5
D1	Foliage	100.0	0.2	43.7	43.6	-12.1	-12.2	20.6	20.8
E1	blue flower	100.0	0.2	54.4	54.2	9.1	9.0	-24.7	-24.6
F1	bluish green	100.0	0.3	70.1	70.0	-31.2	-31.3	-1.3	-1.1
A1	orange	100.0	0.3	63.8	63.5	35.1	35.0	55.7	55.9
B2	purplish blue	100.0	0.4	40.9	40.9	10.4	10.1	-44.1	-43.7
C2	moderate red	100.0	0.2	52.4	52.2	47.0	47.0	16.2	16.3
D2	purple	100.0	0.3	31.7	31.6	22.0	21.8	-18.5	-18.2
E2	yellow green	100.0	0.2	73.1	72.9	-22.3	-22.3	54.9	55.1
F2	orange yellow	100.0	0.4	72.8	72.5	18.5	18.5	68.2	68.5
A3	blue	100.0	0.4	30.7	30.6	13.2	13.0	-46.6	-46.3
B3	green	100.0	0.3	55.1	55.0	-35.7	-35.7	31.4	31.7
C3	red	100.0	0.3	43.4	43.3	52.8	52.7	29.1	29.3
D3	yellow	100.0	0.3	82.5	82.3	3.5	3.5	79.7	79.9
E3	magenta	100.0	0.3	52.7	52.6	49.0	48.8	-13.4	-13.1
F3	cyan	100.0	0.2	52.1	52.1	-21.2	-21.3	-26.8	-26.7
A4	white	100.0	0.4	95.9	95.7	0.7	0.6	0.6	0.9
B4	neutral 8	100.0	0.3	80.1	80.0	0.0	-0.2	-1.1	-0.9
C4	neutral 6.5	100.0	0.3	66.3	66.3	-0.1	-0.1	-2.9	-2.6
D4	neutral 5	100.0	0.2	50.4	50.3	-0.1	-0.2	0.5	0.7
E4	neutral 3.5	100.0	0.2	35.1	35.1	0.0	-0.1	-0.9	-0.6
F4	black	100.0	0.2	20.2	20.2	0.9	0.9	-0.2	0.0
A5	paper white	100.0	0.2	98.8	98.7	0.2	0.1	0.6	0.7
B5	Skin highlight L*=88	100.0	0.4	88.1	87.9	12.6	12.5	12.8	13.1
C5	Skin highlight L* =75	100.0	0.3	75.3	75.1	20.3	20.2	20.4	20.6
D5	Skin shadow L*=28	100.0	0.3	26.2	26.1	16.2	16.1	17.7	18.0
E5	Skin shadow L*=13	100.0	0.4	14.4	14.6	11.7	11.5	7.4	7.8
F5	Maximum Black	100.0	0.5	2.9	3.1	-0.1	-0.2	-1.5	-1.1

Summary Results	I* Color	I* tone	ΔE
Average Score for all patches	100.0	99.2	0.3
Worst 10% (3 lowest scoring patches)	100.0	98.5	0.5

DS Control at 2 years

Printer: Epson SC P600 **Ink:** Epson UCHD **Media:** Red River Palo Duro Soft Gloss Rag, no additional coating



Original Print Colors before light exposure



Colors after additional time in dark storage

Patch #	Description	I* Color	ΔE	L* Before	L* After	a* Before	a* After	b* Before	b* After
A1	Dark Skin	100.0	0.3	38.9	38.8	13.4	13.3	10.4	10.7
B1	Light Skin	100.0	0.5	65.9	65.6	18.3	18.1	16.6	17.0
C1	Blue sky	100.0	0.4	49.8	49.6	-4.4	-4.6	-22.8	-22.4
D1	Foliage	100.0	0.3	43.7	43.6	-12.1	-12.1	20.6	20.9
E1	blue flower	100.0	0.4	54.4	54.2	9.1	8.9	-24.7	-24.4
F1	bluish green	100.0	0.4	70.1	70.0	-31.2	-31.3	-1.3	-0.9
A1	orange	100.0	0.3	63.8	63.5	35.1	35.0	55.7	55.8
B2	purplish blue	99.8	0.6	40.9	40.9	10.4	10.0	-44.1	-43.6
C2	moderate red	100.0	0.4	52.4	52.2	47.0	46.9	16.2	16.4
D2	purple	100.0	0.4	31.7	31.6	22.0	21.8	-18.5	-18.2
E2	yellow green	100.0	0.2	73.1	72.9	-22.3	-22.2	54.9	55.0
F2	orange yellow	100.0	0.4	72.8	72.5	18.5	18.4	68.2	68.4
A3	blue	99.9	0.5	30.7	30.6	13.2	12.9	-46.6	-46.1
B3	green	100.0	0.4	55.1	55.1	-35.7	-35.7	31.4	31.7
C3	red	100.0	0.4	43.4	43.3	52.8	52.7	29.1	29.4
D3	yellow	100.0	0.4	82.5	82.2	3.5	3.5	79.7	80.0
E3	magenta	100.0	0.5	52.7	52.6	49.0	48.8	-13.4	-13.0
F3	cyan	100.0	0.3	52.1	52.0	-21.2	-21.4	-26.8	-26.5
A4	white	99.9	0.5	95.9	95.7	0.7	0.5	0.6	1.1
B4	neutral 8	100.0	0.4	80.1	79.9	0.0	-0.3	-1.1	-0.8
C4	neutral 6.5	100.0	0.5	66.3	66.3	-0.1	-0.1	-2.9	-2.5
D4	neutral 5	100.0	0.3	50.4	50.3	-0.1	-0.2	0.5	0.7
E4	neutral 3.5	100.0	0.3	35.1	35.1	0.0	-0.1	-0.9	-0.5
F4	black	100.0	0.4	20.2	20.2	0.9	0.9	-0.2	0.1
A5	paper white	100.0	0.4	98.8	98.6	0.2	0.1	0.6	0.8
B5	Skin highlight L*=88	99.5	0.7	88.1	87.8	12.6	12.4	12.8	13.4
C5	Skin highlight L* =75	100.0	0.4	75.3	75.1	20.3	20.1	20.4	20.7
D5	Skin shadow L*=28	100.0	0.3	26.2	26.1	16.2	16.1	17.7	18.0
E5	Skin shadow L*=13	100.0	0.5	14.4	14.8	11.7	11.4	7.4	7.5
F5	Maximum Black	100.0	0.5	2.9	3.2	-0.1	-0.3	-1.5	-1.2

Summary Results	I* Color	I* tone	ΔE
Average Score for all patches	100.0	99.1	0.4
Worst 10% (3 lowest scoring patches)	99.7	98.2	0.6

DS Control at 3 years

Printer: Epson SC P600 **Ink:** Epson UCHD **Media:** Red River Palo Duro Soft Gloss Rag, no additional coating



Original Print Colors before light exposure



Colors after additional time in dark storage

				L*		a*		b*	
Patch #	Description	I* Color	ΔE	Before	After	Before	After	Before	After
A1	Dark Skin	100.0	0.4	38.9	38.8	13.4	13.3	10.4	10.8
B1	Light Skin	100.0	0.5	65.9	65.6	18.3	18.2	16.6	17.0
C1	Blue sky	100.0	0.5	49.8	49.5	-4.4	-4.6	-22.8	-22.4
D1	Foliage	100.0	0.3	43.7	43.6	-12.1	-12.1	20.6	20.9
E1	blue flower	100.0	0.4	54.4	54.2	9.1	8.9	-24.7	-24.4
F1	bluish green	100.0	0.5	70.1	70.0	-31.2	-31.3	-1.3	-0.9
A1	orange	100.0	0.3	63.8	63.5	35.1	35.1	55.7	55.9
B2	purplish blue	99.9	0.6	40.9	40.8	10.4	10.1	-44.1	-43.6
C2	moderate red	100.0	0.4	52.4	52.2	47.0	46.9	16.2	16.6
D2	purple	100.0	0.4	31.7	31.6	22.0	21.8	-18.5	-18.1
E2	yellow green	100.0	0.3	73.1	73.0	-22.3	-22.2	54.9	55.1
F2	orange yellow	100.0	0.4	72.8	72.5	18.5	18.5	68.2	68.4
A3	blue	99.7	0.6	30.7	30.6	13.2	12.8	-46.6	-46.1
B3	green	100.0	0.3	55.1	55.0	-35.7	-35.7	31.4	31.7
C3	red	100.0	0.4	43.4	43.3	52.8	52.7	29.1	29.5
D3	yellow	100.0	0.3	82.5	82.2	3.5	3.6	79.7	79.9
E3	magenta	100.0	0.5	52.7	52.6	49.0	48.8	-13.4	-12.9
F3	cyan	100.0	0.3	52.1	52.0	-21.2	-21.3	-26.8	-26.5
A4	white	99.0	0.6	95.9	95.7	0.7	0.5	0.6	1.2
B4	neutral 8	100.0	0.4	80.1	80.0	0.0	-0.2	-1.1	-0.7
C4	neutral 6.5	100.0	0.5	66.3	66.3	-0.1	-0.1	-2.9	-2.4
D4	neutral 5	100.0	0.3	50.4	50.4	-0.1	-0.2	0.5	0.8
E4	neutral 3.5	100.0	0.3	35.1	35.1	0.0	-0.1	-0.9	-0.5
F4	black	100.0	0.2	20.2	20.2	0.9	0.9	-0.2	0.0
A5	paper white	100.0	0.5	98.8	98.6	0.2	0.1	0.6	1.0
B5	Skin highlight L*=88	98.2	0.9	88.1	87.6	12.6	12.5	12.8	13.6
C5	Skin highlight L* =75	100.0	0.4	75.3	75.1	20.3	20.2	20.4	20.8
D5	Skin shadow L*=28	100.0	0.2	26.2	26.1	16.2	16.2	17.7	17.8
E5	Skin shadow L*=13	100.0	0.3	14.4	14.6	11.7	11.4	7.4	7.4
F5	Maximum Black	100.0	0.3	2.9	3.1	-0.1	-0.3	-1.5	-1.3

Summary Results	I* Color	I* tone	ΔE
Average Score for all patches	99.9	99.0	0.4
Worst 10% (3 lowest scoring patches)	99.0	98.0	0.7

DS Control at 4 years

Printer: Epson SC P600 **Ink:** Epson UCHD **Media:** Red River Palo Duro Soft Gloss Rag, no additional coating



Original Print Colors before light exposure

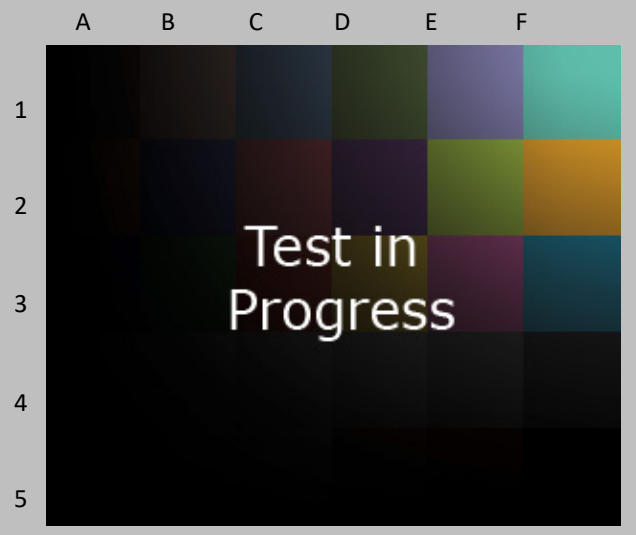

Colors after additional time in dark storage

Patch #	Description	I* Color	ΔE	L* Before	L* After	a* Before	a* After	b* Before	b* After
A1	Dark Skin			38.9		13.4		10.4	
B1	Light Skin			65.9		18.3		16.6	
C1	Blue sky			49.8		-4.4		-22.8	
D1	Foliage			43.7		-12.1		20.6	
E1	blue flower			54.4		9.1		-24.7	
F1	bluish green			70.1		-31.2		-1.3	
A1	orange			63.8		35.1		55.7	
B2	purplish blue			40.9		10.4		-44.1	
C2	moderate red			52.4		47.0		16.2	
D2	purple			31.7		22.0		-18.5	
E2	yellow green			73.1		-22.3		54.9	
F2	orange yellow			72.8		18.5		68.2	
A3	blue			30.7		13.2		-46.6	
B3	green			55.1		-35.7		31.4	
C3	red			43.4		52.8		29.1	
D3	yellow			82.5		3.5		79.7	
E3	magenta			52.7		49.0		-13.4	
F3	cyan			52.1		-21.2		-26.8	
A4	white			95.9		0.7		0.6	
B4	neutral 8			80.1		0.0		-1.1	
C4	neutral 6.5			66.3		-0.1		-2.9	
D4	neutral 5			50.4		-0.1		0.5	
E4	neutral 3.5			35.1		0.0		-0.9	
F4	black			20.2		0.9		-0.2	
A5	paper white			98.8		0.2		0.6	
B5	Skin highlight L*=88			88.1		12.6		12.8	
C5	Skin highlight L* =75			75.3		20.3		20.4	
D5	Skin shadow L*=28			26.2		16.2		17.7	
E5	Skin shadow L*=13			14.4		11.7		7.4	
F5	Maximum Black			2.9		-0.1		-1.5	

Summary Results	I* Color	I* tone	ΔE
Average Score for all patches			
Worst 10% (3 lowest scoring patches)			

DS Control at 5 years

Section V: Comments and Conclusions

ID# 330

Print Quality:

An issue with initial image quality in this sample can be seen in the grayscale neutrality plots. The midtone grays between L*= 60 and 70 dipped more bluish (i.e., b* moved more negative) than should have occurred with a good ICC profile. Soon after this sample was made, the LLK channel started to completely drop out on our SureColor P600 despite a clean bill of health from nozzle checks and no visual signs of banding. The shift towards bluish grays became severe enough to conclude there must be a problem with the LLK channel. Cleaning cycles didn't help. Replacing the LLK cartridge resolved the issue. Therefore, it is possible that the print samples used in this study may have been made during the early onset of the LLK cartridge problem. It would explain why the custom ICC profile didn't render the grayscale neutrality as well as it should have. The situation in turn might affect the Conservation display ratings somewhat, but we've chosen to publish the results because they still provide some insight as to how this printer/ink/media combination performs.

Print Longevity:

Red River Polo Duro Soft Gloss Rag contains no optical brighteners nor does it use TiO2 as a whitening pigment. Hence, no further fading or yellowing is occurring in the dark storage and combined lightfade/dark storage tests (see sections III and IV). At about 90 megalux hours of accumulated light exposure the fading rate of the Epson HD yellow ink starts to significantly increase, suggesting the polymer encapsulation is beginning to break down, thus causing a visually non linear fading response. Nonetheless, the 95-122 Megalux hour Conservation Display rating is an excellent score, especially for a glossy/luster nanoporous coated paper.

Mark H. McCormick-Goodhart
Director, Aardenburg Imaging & Archives

Table to Convert Megalux-hours of Light Exposure to estimated "Years on Display" Light Fastness Ratings.

Indoor Light Levels for Print Display		Multiply Mlux-hrs by	Megalux-hours in test									
Light Exposure	**Description**		**10**	**20**	**30**	**40**	**50**	**60**	**70**	**80**	**90**	**100**
≤ 10 Lux 24 hours per day	Interior rooms, storage areas, or hallways without windows, illuminated sparingly by artificial lighting	**11.42**	**114**	**228**	**342**	**457**	**571**	**685**	**799**	**913**	**1027**	**1142**
50 Lux 12 hours per day	"Museum Standard" display condition	**4.57**	**46**	**91**	**137**	**183**	**228**	**274**	**325**	**365**	**411**	**457**
120 Lux 12 hours per day "Kodak Display Years" (1)	Average home illumination level for photos is ~ 60 lux. 90% of all displayed photos do not exceed 120 lux (1).	**1.90**	**19**	**38**	**57**	**76**	**95**	**114**	**133**	**152**	**171**	**190**
228 Lux 12 hours per day	Relatively bright home or office. Note the simple 1:1 relationship between "years on display" and Mlux-hr values at this condition.	**1.00**	**10**	**20**	**30**	**40**	**50**	**60**	**70**	**80**	**90**	**100**
450 Lux 12 hours per day "WIR Display Years" (2) Also equals 500 lux for 11.8 hours per day	A bright home or commercial office building illumination level is 200-500 lux. Also, good illumination for color critical viewing and color matching tasks begins at about 500 lux.	**0.51**	**5**	**10**	**15**	**20**	**25**	**30**	**35**	**41**	**46**	**51**
2000 Lux 12 hours per day	Commercial Gallery. Also, critical color evaluation standards call for 2000 lux and a D50 illumination source.	**0.114**	**1.1**	**2.3**	**3.4**	**4.6**	**5.7**	**6.8**	**8.0**	**9.1**	**10.3**	**11.4**
5000 Lux 12 hours per day	E.g., Sunlight through a window striking print at an angle.	**0.046**	**0.5**	**0.9**	**1.4**	**1.8**	**2.3**	**2.7**	**3.2**	**3.7**	**4.1**	**4.6**
10,000 Lux 12 hours per day	South-facing window in U.S.A. , e.g., storefront display with photos directly facing window.	**0.023**	**0.2**	**0.5**	**0.7**	**0.9**	**1.1**	**1.4**	**1.6**	**1.8**	**2.1**	**2.3**

Light levels commonly encountered in the real world fluctuate widely throughout indoor print display environments and produce large variations in how long it takes for artwork to acquire light-induced damage. Use this table as a guide to estimate how many "years on display" (denoted in red text) it takes to accumulate an equivalent light exposure dosage. Review the test results to decide which Megalux-hour dose has caused fading to your level of concern (e.g., just noticeable, easily noticeable, objectionable, etc.). Then choose the "Light Exposure" description that best represents how your print is likely to be displayed. You may want to obtain a lux meter and make some measurements in your own display environment!

Note that as the years of display time increase, light-induced fading can be eclipsed by other serious aging mechanisms such as fading and/or staining caused by heat, humidity, and air pollutants. Mould damage can also occur at high humidity. Even when colorants remain water fast, direct contact with liquids may result in physical deformation and staining of the substrate. Also, temperature and especially strong seasonal humidity fluctuations can cause physical cracks and/or flaking, etc., over time. Handling damage such as scratching, abrasion, tears and creases, and catastrophic damage by smoke, fire, flood, etc., also destroy print quality over time. Thus, as illumination levels are reduced other forms of print degradation take on greater probability of occurrence.

(1) Eastman Kodak cited this exposure condition with a 90% confidence limit as a rationale for estimating print fading times of traditional color photo materials in typical home display environments. However, for light fading claims regarding its line of pigment-based inkjet printers, Kodak adopted the higher level of 450lux/12 hours per day which is also used by Wilhelm Imaging Research, Inc. (See below).

(2) Wilhelm Imaging Research (WIR) standardized its light fastness ratings on 450 lux for 12 hours per day in order to estimate the years on display necessary to reach "easily noticeable" fading. This average daily light exposure dosage, at an assumed 75˚F/60%RH temperature and humidity level, has become a de facto industry standard for most industry-sponsored predictive "years of life" light fading estimates in the absence of a published International Standards Organization (ISO) test standard. The table above readily shows how much error occurs in such "print lifetime" predictions as actual real world light levels for prints on display routinely deviate above and below the assumed 450 lux intensity value.

Aardenburg Imaging & Archives

About this Report

This report contains light fastness information about a sample test print produced by a specific digital printing system. "System" refers to all hardware, software, and materials used to make the finished print. The hardware, software, material components, and printmaker's skills contribute to the final image quality and image permanence. The tested sample is made with current or recently discontinued stocks of commercially available products unless otherwise stated. Each sample has been prepared by Aardenburg Imaging & Archives or one of its members in accordance with customary print making practices unless otherwise noted. The sample may also contain additional finishing materials such as overcoats and laminates which are also noted when used. Finally, the sample has been tested under standardized conditions that are defined on the Sample Description page (see page 4). AaI&A makes every effort to ensure but cannot guarantee that the samples are properly identified and documented and that test results are accurate. For this reason, AaI&A also strives to test independently produced sample replicates in order to increase sampling confidence and to provide information on process variability. Please compare the results in this report to replicate test samples when the data become available.



The magnitude and visual appearance of fading depends not only on the chosen printing system but the chosen image as well. In other words, different images are comprised of different colors, and the fading relationships between those colors dictate how the image will look as it fades. The sample print in this test report was made by reproducing the digital image shown on the left. It contains 30 standard colors. 24 of the colors are colorimetrically matched to the Macbeth ColorChecker™ chart viewed under D50 illumination. The remaining six colors supplement the ColorChecker™ array with four additional skin tone colors, one patch for paper white, and another for maximum black. The additional colors

Information about the fading characteristics of the product is provided in three ways:

1) You can visually assess the fading. The target images reproduced in this report are digitally reconstructed from the spectrally measured color data rather than scanning or otherwise reproducing the physical print by conventional techniques. This method ensures a colorimetrically accurate representation of the print appearance as the print fades. A calibrated monitor is recommended to experience the best possible reproduction of the test sample appearance. The side-by-side "before and after" presentation of the target images simulates looking at a perfect copy of the unexposed original print along side the same print after light exposure. You can also use Adobe Reader's full screen mode to cycle through the pages and "animate" the fading.

2) I* Color and tonal accuracy scores are reported. This report includes I* metric scores that compare the color and tonal relationships of the light exposed samples to the color and tonal relationships existing in the original print prior to light exposure. Perfect I* scores of 100% can be approached when no significant fading occurs. Average scores above 90% generally indicate excellent retention of original quality, 80% good, 70% fair, etc., but your conclusions may vary depending on your image quality requirements. I* color rates the retained color accuracy (hue and chroma) while I* tone rates the retained tonal accuracy (lightness and contrast). The score is on a percentile scale where 100% is a perfect match between the comparison image (e.g., "after" light exposure) and the reference image (e.g., "before" any light exposure). 0% I* color means no color accuracy is left. 0% I* tone means essentially no tonality remains and all image information content is lost. Negative I* values have significance as well and contribute to the average I* score when they occur. Negative I* color values mean false color has occurred, for example, when a skin tone turns green or a neutral gray becomes distinctly colorful. Negative I* tone scores mean visual contrast between colors has become inverted (i.e., like the tonal relationships in a photographic film negative). Serious image quality problems must arise before false colors and/or tones appear. For more information on the I* metric, please refer to the AaI&A web site.

3) Color changes are also reported using the classic color difference model, ΔE. Note that ΔE values lose perceptual scaling significance when they become large (e.g., > 15). Also, the ΔE equation does not unambiguously measure changes in image contrast. This limitation is generally not a problem for paints and textiles, but can be a serious oversight when evaluating photographic images. Properly tracking changes in image contrast was a major reason behind the development of the I* metric.

Table I: The Conservation Display Rating Criteria Set	
Upper Exposure limit (calculated from the average score for all sampled colors)	Overall average I* Color score ≥ 90% and overall average I* tone score ≥ 90%
Lower Exposure limit (calculated from the average score for the worst 10% of the sampled colors)	I* Color score for worst ten percent of sampled colors ≥ 80% and I* tone score for worst ten percent of sampled colors ≥ 80%
Physical Properties Requirement	No cracking, crazing, flaking, delamination, or physical deformation of image receiver layer observed during the ***conservation display rated*** exposure range.
"Worst ten percent" refers to those 10% of the color samples from within the sampled image population that exhibit the greatest amount of change.	

The I* metric was conceived as a colorimetric algorithm to measure and track changes in image color and tonal accuracy with respect to an original reference image.[1,2] It scores the retained color and tonal accuracy on a percentile scale from a state of perfect matching (i.e., 100%) to a state of no color and tonal accuracy (i.e., 0%). It also scores any state where false rendering of the reference image tone and color quality has occurred (i.e., negative I* values for color and tone which signify falsely substituted colors and/or tonal reversals). The I* metric is an excellent foundation upon which to build criteria for acceptable change in color and tonal accuracy.

For more information on the Aardenburg Conservation Display ratings, please see the article entitled: : "An Overview of the Aardenburg Imaging Conservation Display Ratings".

Other relevant articles are:

1) Mark McCormick-Goodhart, Henry Wilhelm, and Dmitriy Shklyarov,"A 'Retained Image Appearance' Metric For Full Tonal Scale, Colorimetric Evaluation of Photographic Image Stability," IS&T's NIP20: International Conference on Digital Printing Technologies, Final Program and Proceedings, IS&T, Springfield, VA, October 3–November 5, 2004, pp. 680–688.

2) Mark H. McCormick-Goodhart, "An Introduction to the I* Metric," Aardenburg Imaging & Archives, February 7, 2007

These papers and more are available in PDF format on the documents page of the Aardenburg website:

https://www.aardenburg-imaging.com/documents/