Aardenburg Imaging
& Archives

Tested System:
ID#: 318

Printer: Canon Pro-1000

Inks/Colorants: Canon Lucia Pro-11

Media: Moab Entrada Rag Natural 300gsm

Coating(s): no additional coating

Sample set: AaI_20161116_SN001

Testing Status: 200 Megalux hours total light exposure
Light Fade Testing is complete. Dark storage samples continue to be updated.

Conservation Display Ratings (CDR) Summary to Date:

Sample(s) exposed to light, measured immediately
Lower limit: 126 Megalux hours (for weakest 10% of the color patches)
Upper limit: 175 Megalux hours (for average of all the color patches)

Light exposed samples measured after 3 to 4 years dark storage
Lower limit: no further discoloration or fading – CDR remains unchanged
Upper limit: no further discoloration or fading – CDR remains unchanged

Dark Storage control sample, no light exposure, measured after 4 years
Lower limit: excellent condition, not exceeding lower CDR limit
Upper limit: excellent condition, not exceeding upper CDR limit

*Note: a CDR with narrow range (typically less than 2:1) indicates relatively even overall fading of the image. A wide range indicates faster fading in certain local colors/tones prior to general fading of most colors/tones in the entire image.

* Please read document AaI_2009_0118_TA-01.pdf, **"An Overview of the AaI&A Conservation Display Ratings"**,

This report has been prepared for the exclusive use of members of Aardenburg Imaging & Archives. Members may share this information with other members, friends, colleagues, and individual clients. It may also be distributed to groups for educational purposes (classes, lectures, educational seminars. etc). However, all contents including but not limited to Conservation Display Ratings may not be posted to web sites and may not be reproduced or distributed for corporate research, marketing, or other promotional purposes without written permission from Aardenburg Imaging & Archives.

copyright ©2021

Table of Contents

I Process Description (Printer Inks, Media, etc.)	**page 3**
Tone curve and gray scale neutrality	page 5
II Accelerated Light Exposure Test Results	**Page 6**
Media Whitepoint stability during lightfade test	page 6
I* Color and Tone Graph, Delta E graph	page 7
30 patch target color values (before and after)	pages 8-22
III Light Induced Low-intensity Staining/yellowing Test Results	**page 23**
I* Color and Tone Summary Scores and Δb* plot for increasing exposure doses and dark storage times	pages 23-24
30 patch target L*a*b* values (before and after)	pages 25-41
IV Dark Storage Control Sample Test Results	**page 42**
I* Color and Tone graph	page 42
30 patch target L*a*b* values (before and after)	pages 43-48
V Comments and Conclusions	**page 43**
Addenda	**page 49**
Table to convert megalux hours to "years on display"	page 50
About this report	page 51
Conservation Display Rating Criteria	page 52

Section I: Process Description

This section contains a description of the tested print process, typically comprised of an inkjet printer, a specific set of inks, and a specific choice of media. However, the test report may also describe other photographic and/or photomechanical printing processes such as conventional chromogenic color processes, alternative B&W processes, dye subimation, xerographic processes, etc., and the tested samples may also include additional coatings or laminates applied to the print surface at a later stage in the fabrication. This section may also contain illustrations and other documentation about the the process as well.

Canon Pro-1000, Canon Lucia Pro-11, Moab Entrada Rag Natural 300gsm, no additional coating

Moab Entrada Natural 300 gsm offers a classic fine art smooth matte finish, paper thickness/weight, and near-neutral media whitepoint color very similar to the renowned Hahnemuhle Photo Rag 308, yet unlike Photo Rag, it contains no optical brighteners. Dmax is not quite as high as some of the more modern multi-coated matte papers like Canson Rag Photographique. Nevertheless, Entrada Natural 300 gsm prints beautifully with most modern pigmented ink sets, plus the Entrada 190 gsm and 300 gsm weights are one of very few inkjet paper stocks on the market today that can be found double-side coated in both cut sheet and roll form. This feature alone makes Entrada an exceptional value.

The double-sided coating symmetry and cotton fiber core also gives Entrada exceptional lay-flat and other physical handling characteristics. The printmaker can make physical test strips and even full sheet proofs using both sides for testing. Metadata (e.g., camera and print data, logos, digitally printed chops, etc.) can be printed on the verso of the print using the same ICC profile for both front and back printing.

Sample Set:	**AaI_20161116_SN001**	**Batch #:**	P1
Printer:	Canon Pro-1000		
Ink:	Canon Lucia Pro-11		
Media:	Moab Entrada Rag Natural 300gsm		
Coating(s):	no additional coating		
Test Print Prepared by:	AaI&A		
Printed:	November 16, 2016		
Initial Print colors measured	November 29, 2016		
Test Started:	November 30, 2016		
Test Image:	AaI_StandardColorSet(v2)forSRGB.tif		
RIP/Driver settings:	Highest Qaulity, Unidirectiona printing		
Media Setting	Highest Density Fine Art Paper		
Profile:	AaI_Pro-1000_EntradaNat300_HDFAP_HQUni.icc		
Profile type:	custom		
Rendering intent:	perceptual		

Paper White and Maximum Printed Black Values (M0 readings)

Optical brighteners Present? *no*	**L***		**a***		**b***	
	UV inc	UV exc	UV inc	UV exc	UV inc	UV exc
M0 Media Whitepoint Color ISO 13655-2009:	98.5	98.5	0.1	0.1	1.9	1.9
	UV-inc/UV-exc ΔL*, Δa*, Δb* respectively					
	0.0		0.0		0.0	
L* = 98.5 a* = 0.1 b* = 1.9	*Calculated differences, especially for Δb*, indicate the role and magnitude of fluorescence on original paper color*					

Maximum Printed Black	**L***	**a***	**b***	Optical Density (Dmax)
	17.2	0.6	1.1	1.63

Paper White and Maximum Printed Black Values (M1 readings)

	L*		**a***		**b***	
	UV inc	UV exc	UV inc	UV exc	UV inc	UV exc
M1 Media Whitepoint Color ISO 13655-2009:	98.5	98.5	0.1	0.1	1.8	1.9
	UV-inc/UV-exc ΔL*, Δa*, Δb* respectively					
	0.0		0.0		0.0	
L* = 98.5 a* = 0.1 b* = 1.8	*Calculated differences, especially for Δb*, indicate the role and magnitude of fluorescence on original paper color*					

Maximum Printed Black	**L***	**a***	**b***	Optical Density (Dmax)
	17.2	0.6	1.1	1.63

Light source:	Phillips Colortone F40T12/C50 – 5000˚K full spectrum fluorescent. Color rendering Index (CRI) =92)
Light Exposure Cycle:	~12klux illumination, 24 hours per day
Average Temperature:	24.9˚C over full test duration, 25.1˚C during light exposure.
Average Relative humidity:	53.3%RH over full test duration, 53.2%RH during light exposure.
CIELAB measurements:	D50 2˚ observer, Xrite i1Pro2, M0,M1, and M2 conditions where applicable

Initial Image Reproduction – Tone Curve and Grayscale Neutrality

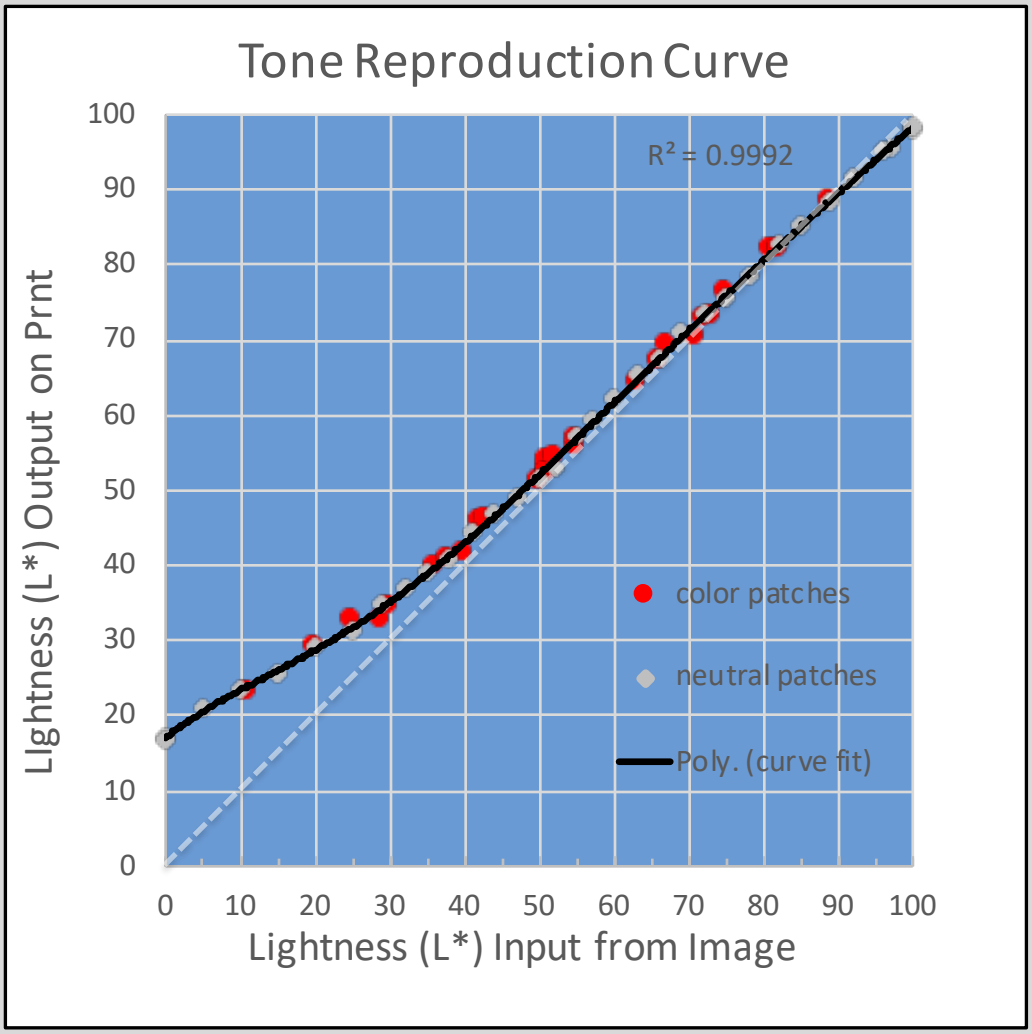

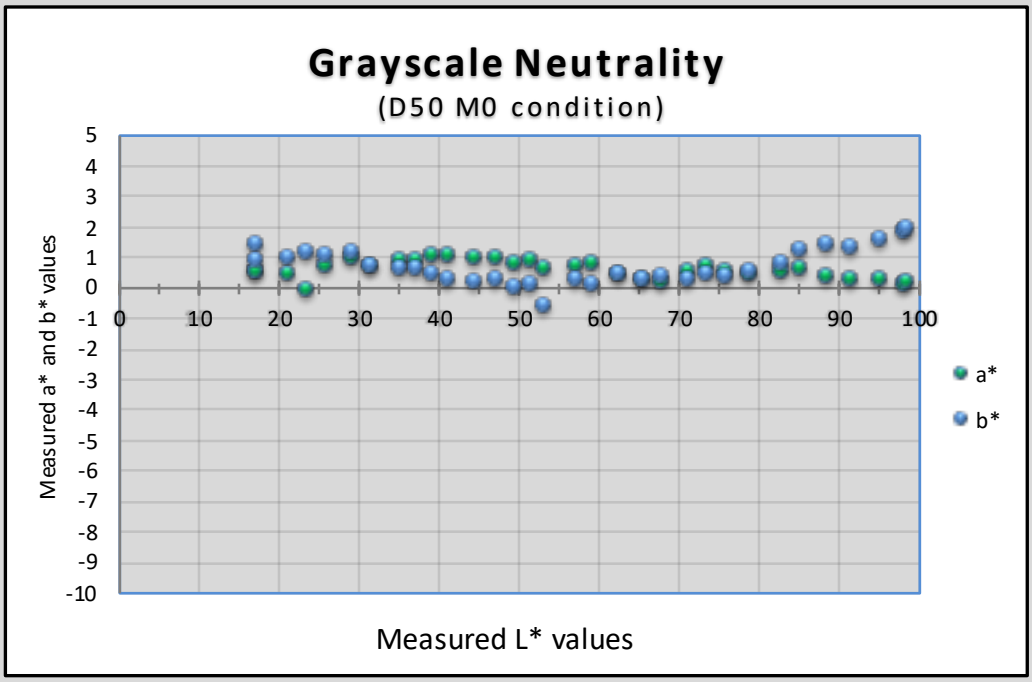

Section II: Accelerated Light Fade test results

This section of the report contains the light exposure test results measured immediately after each exposure interval is completed. Samples are pulled directly from the light fade test unit, measured within a few hours using an Xrite i1 Pro2 spectrophotometer, and then returned to the test unit for additional ongoing exposure. This methodolody is a traditional scientific approach to light fastness testing of photographic materials, and provides insight into the fade resistance of the image forming colorants as well as the fade and discoloration resistance of the media when exposed to continuous illumination on display. However, it does not acccount for any photochemical reaction products which may require longer time periods at ambient room temperature and relative humidity levels to form additional staining or yelowing appearance. Some reaction products are metastable and thus light bleachable, appearing and/or reappearing only over time when the print is displayed under significantly lower average illumination levels or stored in the dark when not continuously on display. See section III for test conditions designed to track this other potential media yellowing issue.

Canon Pro-1000, Canon Lucia Pro-11, Moab Entrada Rag Natural 300gsm, no additional coating

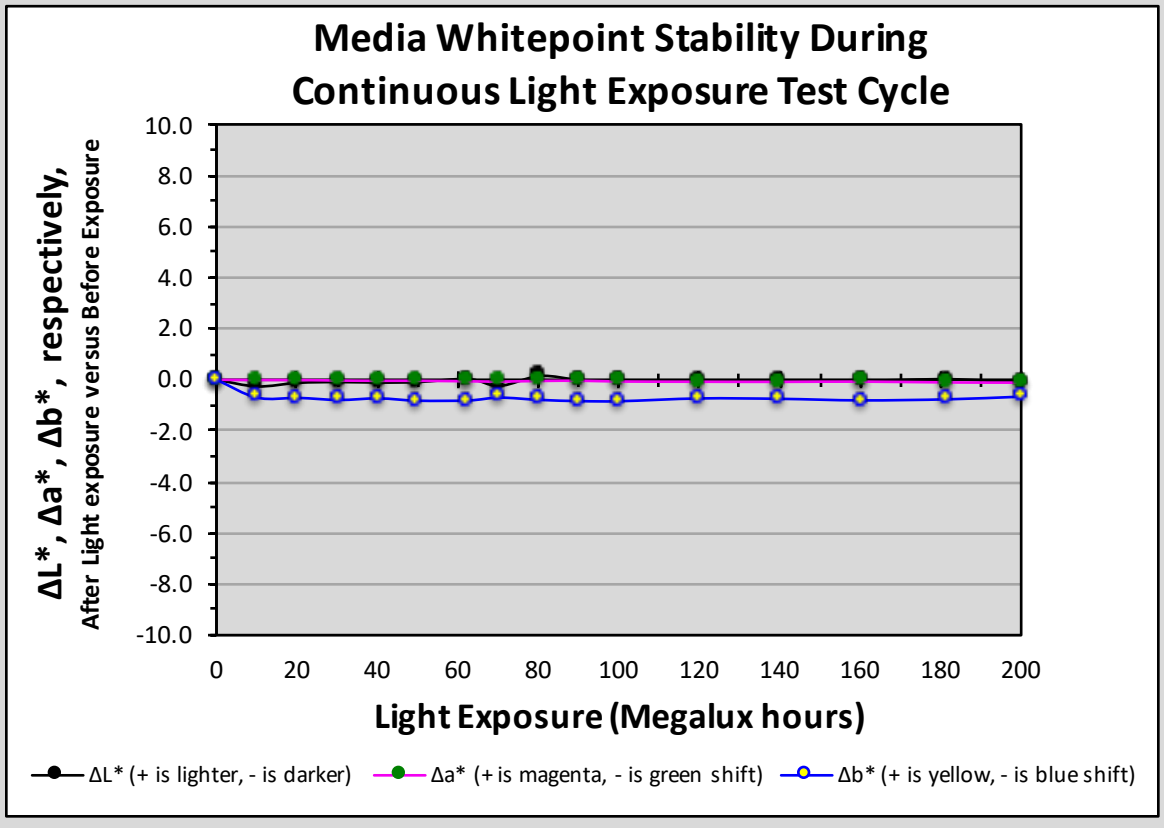

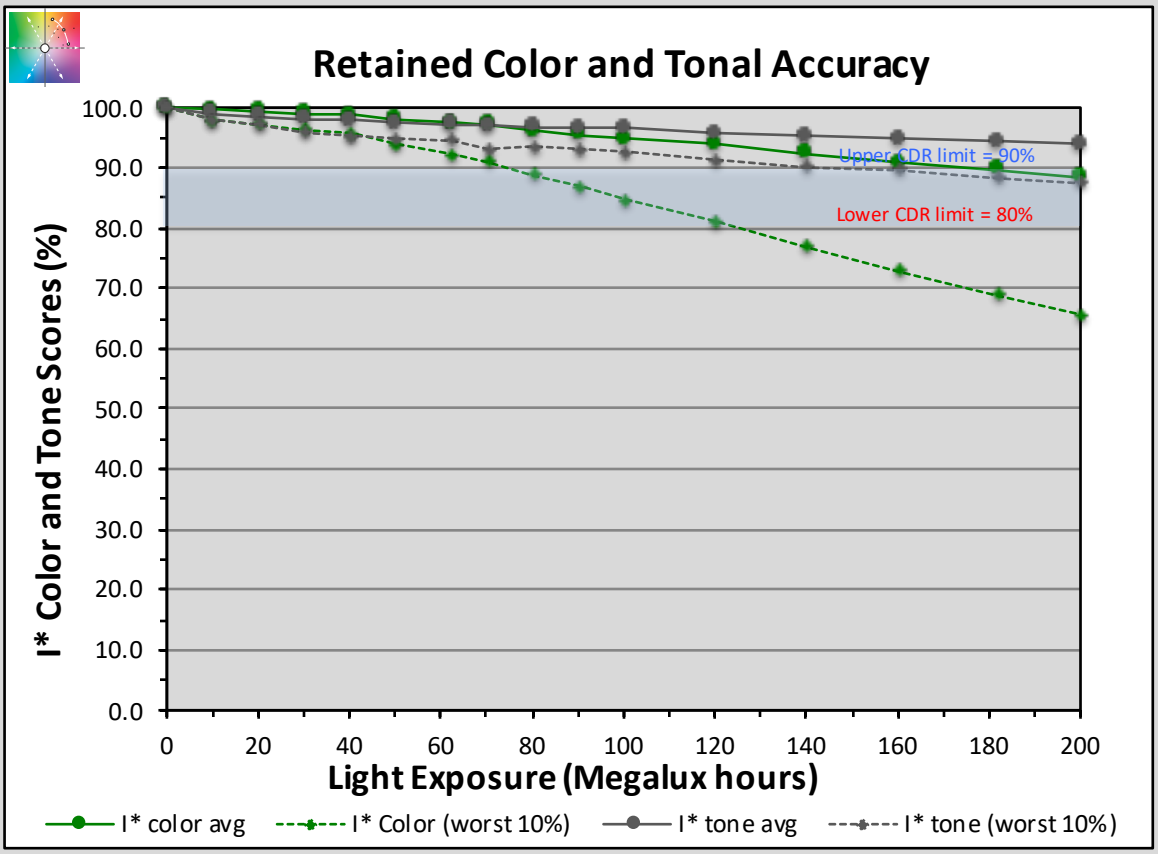

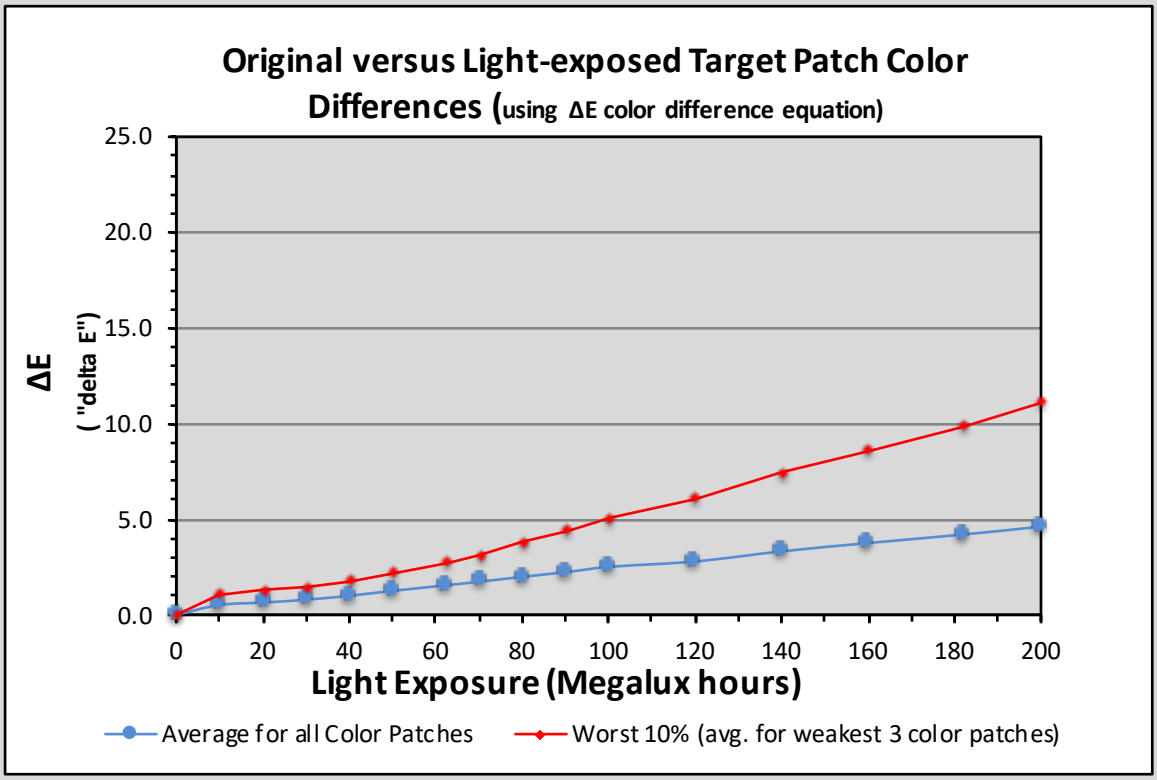

Canon Pro-1000, Canon Lucia Pro-11, Moab Entrada Rag Natural 300gsm, no additional coating

Printer: Canon Pro-1000 **Ink:** Canon Lucia Pro- 11 **Media:** Moab Entrada Natural 300gsm, no additional coating



Original Print Colors before light exposure



Colors After light exposure

Patch #	Description	I* Color	ΔE	L* Before	L* After	a* Before	a* After	b* Before	b* After
A1	Dark Skin	100.0	0.3	40.8	41.0	12.6	12.4	12.4	12.5
B1	Light Skin	99.0	0.8	67.2	67.5	18.4	17.6	19.7	19.7
C1	Blue sky	100.0	0.3	51.1	51.2	-3.3	-3.6	-19.8	-19.8
D1	Foliage	100.0	0.2	46.1	46.1	-10.0	-10.1	20.6	20.8
E1	blue flower	99.7	0.6	55.3	55.5	8.9	8.3	-24.1	-23.9
F1	bluish green	100.0	0.3	70.8	70.8	-31.0	-31.2	1.7	1.5
A1	orange	99.6	0.8	64.2	64.2	36.1	35.4	53.5	53.6
B2	purplish blue	99.3	0.8	41.8	41.9	10.2	9.6	-41.4	-40.9
C2	moderate red	99.5	0.7	53.0	53.0	46.6	45.9	17.6	17.4
D2	purple	100.0	0.3	34.5	34.4	19.1	18.8	-16.9	-16.9
E2	yellow green	100.0	0.1	73.5	73.4	-22.3	-22.4	55.4	55.4
F2	orange yellow	99.6	0.8	72.8	72.7	19.8	19.1	65.1	64.8
A3	blue	100.0	0.5	32.9	32.9	11.6	11.1	-42.6	-42.4
B3	green	100.0	0.2	56.5	56.5	-33.3	-33.4	30.0	30.2
C3	red	100.0	0.5	45.8	45.7	51.0	50.6	25.7	25.4
D3	yellow	99.8	0.6	82.2	82.1	4.0	3.5	76.3	76.6
E3	magenta	98.5	1.2	54.4	54.4	47.3	46.1	-11.6	-11.2
F3	cyan	100.0	0.3	53.8	53.8	-19.6	-19.9	-24.5	-24.6
A4	white	99.4	0.6	95.9	95.7	0.3	0.2	2.8	2.2
B4	neutral 8	100.0	0.4	82.1	82.2	-0.4	-0.6	1.0	0.8
C4	neutral 6.5	100.0	0.4	69.5	69.6	-0.8	-1.2	0.3	0.3
D4	neutral 5	100.0	0.3	52.4	52.4	0.5	0.2	0.5	0.5
E4	neutral 3.5	100.0	0.3	39.7	39.7	0.7	0.4	0.1	0.3
F4	black	100.0	0.4	28.9	28.8	1.2	1.0	0.5	0.7
A5	paper white	97.9	0.7	98.5	98.3	0.1	0.1	1.8	1.1
B5	Skin highlight L*=88	97.8	0.9	88.6	88.6	11.9	11.0	15.1	15.0
C5	Skin highlight L* =75	98.2	1.0	76.8	76.9	18.3	17.3	21.6	21.7
D5	Skin shadow L*=28	100.0	0.3	32.6	32.6	16.2	16.0	11.8	12.1
E5	Skin shadow L*=13	100.0	0.2	23.4	23.2	10.7	10.6	6.4	6.6
F5	Maximum Black	100.0	0.3	17.1	17.1	0.6	0.4	1.1	1.3

Summary Results	I* Color	I* tone	ΔE
Average Score for all patches	99.6	98.9	0.5
Worst 10% (3 lowest scoring patches)	98.0	98.0	1.0

10 Megalux hours

Printer: Canon Pro-1000 **Ink:** Canon Lucia Pro- 11 **Media:** Moab Entrada Natural 300gsm, no additional coating



Original Print Colors before light exposure



Colors After light exposure

				L*		a*		b*	
Patch #	Description	I* Color	ΔE	Before	After	Before	After	Before	After
A1	Dark Skin	100.0	0.5	40.8	41.2	12.6	12.3	12.4	12.3
B1	Light Skin	98.5	1.0	67.2	67.7	18.4	17.5	19.7	19.4
C1	Blue sky	100.0	0.5	51.1	51.4	-3.3	-3.6	-19.8	-19.9
D1	Foliage	100.0	0.3	46.1	46.3	-10.0	-10.1	20.6	20.6
E1	blue flower	99.5	0.7	55.3	55.7	8.9	8.3	-24.1	-24.0
F1	bluish green	99.3	0.8	70.8	71.0	-31.0	-31.1	1.7	1.0
A1	orange	99.3	1.0	64.2	64.4	36.1	35.2	53.5	53.4
B2	purplish blue	99.2	0.9	41.8	42.0	10.2	9.5	-41.4	-41.0
C2	moderate red	99.3	0.9	53.0	53.3	46.6	45.9	17.6	17.2
D2	purple	100.0	0.3	34.5	34.6	19.1	18.8	-16.9	-16.8
E2	yellow green	100.0	0.4	73.5	73.6	-22.3	-22.4	55.4	55.1
F2	orange yellow	99.3	1.0	72.8	72.9	19.8	18.9	65.1	64.7
A3	blue	99.8	0.6	32.9	33.0	11.6	11.0	-42.6	-42.4
B3	green	100.0	0.3	56.5	56.6	-33.3	-33.4	30.0	29.9
C3	red	99.7	0.7	45.8	45.9	51.0	50.6	25.7	25.2
D3	yellow	99.7	0.7	82.2	82.3	4.0	3.3	76.3	76.3
E3	magenta	98.3	1.3	54.4	54.6	47.3	46.1	-11.6	-11.1
F3	cyan	100.0	0.5	53.8	54.0	-19.6	-19.9	-24.5	-24.8
A4	white	98.0	0.7	95.9	95.9	0.3	0.2	2.8	2.1
B4	neutral 8	100.0	0.5	82.1	82.5	-0.4	-0.7	1.0	0.9
C4	neutral 6.5	100.0	0.7	69.5	70.0	-0.8	-1.3	0.3	0.3
D4	neutral 5	100.0	0.5	52.4	52.7	0.5	0.2	0.5	0.5
E4	neutral 3.5	100.0	0.3	39.7	39.8	0.7	0.5	0.1	0.2
F4	black	100.0	0.3	28.9	28.8	1.2	1.0	0.5	0.7
A5	paper white	97.8	0.7	98.5	98.4	0.1	0.1	1.8	1.1
B5	Skin highlight L*=88	96.4	1.2	88.6	88.9	11.9	10.7	15.1	14.9
C5	Skin highlight L* =75	97.4	1.3	76.8	77.2	18.3	17.0	21.6	21.5
D5	Skin shadow L*=28	100.0	0.4	32.6	32.6	16.2	16.0	11.8	12.2
E5	Skin shadow L*=13	100.0	0.2	23.4	23.2	10.7	10.6	6.4	6.4
F5	Maximum Black	100.0	0.2	17.1	17.0	0.6	0.5	1.1	1.3

Summary Results	I* Color	I* tone	ΔE
Average Score for all patches	99.4	98.5	0.6
Worst 10% (3 lowest scoring patches)	97.2	97.2	1.3

20 Megalux hours

Printer: Canon Pro-1000 **Ink:** Canon Lucia Pro- 11 **Media:** Moab Entrada Natural 300gsm, no additional coating



Original Print Colors before light exposure



Colors After light exposure

Patch #	Description	I* Color	ΔE	L* Before	L* After	a* Before	a* After	b* Before	b* After
A1	Dark Skin	100.0	0.6	40.8	41.3	12.7	12.3	12.4	12.3
B1	Light Skin	97.6	1.4	67.2	67.9	18.4	17.3	18.9	18.5
C1	Blue sky	99.3	0.7	51.5	51.7	-3.1	-3.7	-19.7	-20.0
D1	Foliage	100.0	0.4	46.5	46.8	-9.8	-10.0	20.5	20.3
E1	blue flower	98.4	1.0	55.6	56.1	8.9	8.1	-23.9	-23.5
F1	bluish green	98.4	1.0	70.8	71.2	-30.8	-30.8	0.8	-0.2
A1	orange	99.0	1.2	64.4	64.8	35.8	34.7	53.5	53.2
B2	purplish blue	99.0	1.0	42.2	42.5	10.3	9.4	-41.2	-40.8
C2	moderate red	98.9	1.1	53.2	53.6	46.5	45.7	17.5	16.9
D2	purple	100.0	0.6	34.6	34.8	19.4	19.0	-17.3	-17.1
E2	yellow green	99.6	0.7	73.5	73.7	-22.2	-22.4	54.7	54.0
F2	orange yellow	99.4	1.0	72.9	73.2	19.7	18.8	64.6	64.2
A3	blue	99.4	0.8	33.2	33.3	11.4	10.7	-42.7	-42.4
B3	green	99.6	0.7	56.7	56.9	-33.0	-33.1	29.5	28.8
C3	red	99.4	0.9	45.9	46.2	51.1	50.7	25.4	24.7
D3	yellow	99.5	0.9	82.4	82.5	3.9	3.2	76.2	75.7
E3	magenta	98.3	1.4	54.6	55.0	46.9	45.8	-11.3	-10.7
F3	cyan	100.0	0.6	54.1	54.4	-19.1	-19.5	-24.9	-25.1
A4	white	98.4	0.7	95.9	95.9	0.3	0.2	2.6	2.0
B4	neutral 8	100.0	0.6	82.1	82.5	-0.3	-0.7	1.1	0.8
C4	neutral 6.5	99.8	0.8	69.6	70.1	-0.7	-1.2	0.0	0.1
D4	neutral 5	100.0	0.6	52.5	53.0	0.4	0.1	0.2	0.3
E4	neutral 3.5	100.0	0.4	40.0	40.3	0.8	0.5	0.1	0.1
F4	black	100.0	0.2	29.1	29.2	1.3	1.1	0.3	0.5
A5	paper white	96.9	0.8	98.5	98.4	0.1	0.1	1.9	1.1
B5	Skin highlight L*=88	95.8	1.3	88.7	89.0	11.9	10.6	14.4	14.0
C5	Skin highlight L* =75	96.6	1.6	76.8	77.4	18.3	17.0	20.7	20.1
D5	Skin shadow L*=28	100.0	0.3	32.9	33.1	16.1	15.9	12.0	12.1
E5	Skin shadow L*=13	100.0	0.3	23.6	23.4	10.8	10.6	6.3	6.4
F5	Maximum Black	99.8	0.5	17.2	17.3	0.6	0.4	0.9	1.4

Summary Results	I* Color	I* tone	ΔE
Average Score for all patches	99.1	98.1	0.8
Worst 10% (3 lowest scoring patches)	96.4	95.8	1.4

30 Megalux hours

Printer: Canon Pro-1000 **Ink:** Canon Lucia Pro- 11 **Media:** Moab Entrada Natural 300gsm, no additional coating



Original Print Colors before light exposure



Colors After light exposure

				L*		a*		b*	
Patch #	Description	I* Color	ΔE	Before	After	Before	After	Before	After
A1	Dark Skin	99.7	0.8	40.8	41.4	12.7	12.3	12.4	12.0
B1	Light Skin	96.4	1.7	67.2	68.1	18.4	17.2	18.9	18.1
C1	Blue sky	99.1	0.8	51.5	51.9	-3.1	-3.7	-19.7	-19.9
D1	Foliage	99.9	0.6	46.5	46.9	-9.8	-10.0	20.5	20.0
E1	blue flower	97.8	1.2	55.6	56.2	8.9	8.0	-23.9	-23.4
F1	bluish green	96.7	1.6	70.8	71.3	-30.8	-30.7	0.8	-0.7
A1	orange	98.2	1.7	64.4	64.9	35.8	34.5	53.5	52.5
B2	purplish blue	98.5	1.2	42.2	42.5	10.3	9.3	-41.2	-40.6
C2	moderate red	98.3	1.5	53.2	53.7	46.5	45.5	17.5	16.6
D2	purple	99.9	0.6	34.6	34.9	19.4	19.0	-17.3	-17.1
E2	yellow green	98.6	1.4	73.5	73.8	-22.2	-22.4	54.7	53.3
F2	orange yellow	98.8	1.4	72.9	73.3	19.7	18.6	64.6	63.8
A3	blue	99.1	0.9	33.2	33.4	11.4	10.6	-42.7	-42.3
B3	green	98.5	1.2	56.7	57.1	-33.0	-33.1	29.5	28.3
C3	red	99.0	1.1	45.9	46.3	51.1	50.6	25.4	24.4
D3	yellow	98.8	1.5	82.4	82.6	3.9	3.1	76.2	75.0
E3	magenta	97.8	1.6	54.6	55.1	46.9	45.5	-11.3	-10.7
F3	cyan	99.5	0.8	54.1	54.5	-19.1	-19.4	-24.9	-25.5
A4	white	98.9	0.6	95.9	95.9	0.3	0.2	2.6	2.0
B4	neutral 8	100.0	0.7	82.1	82.6	-0.3	-0.7	1.1	1.0
C4	neutral 6.5	100.0	0.8	69.6	70.2	-0.7	-1.2	0.0	0.0
D4	neutral 5	100.0	0.7	52.5	53.1	0.4	0.1	0.2	0.2
E4	neutral 3.5	100.0	0.5	40.0	40.4	0.8	0.5	0.1	0.0
F4	black	100.0	0.2	29.1	29.2	1.3	1.2	0.3	0.3
A5	paper white	97.6	0.7	98.5	98.4	0.1	0.1	1.9	1.1
B5	Skin highlight L*=88	94.6	1.6	88.7	89.1	11.9	10.5	14.4	13.7
C5	Skin highlight L* =75	95.8	1.8	76.8	77.6	18.3	16.9	20.7	19.8
D5	Skin shadow L*=28	100.0	0.4	32.9	33.2	16.1	15.8	12.0	11.9
E5	Skin shadow L*=13	100.0	0.3	23.6	23.5	10.8	10.6	6.3	6.1
F5	Maximum Black	100.0	0.4	17.2	17.5	0.6	0.6	0.9	1.1

Summary Results	I* Color	I* tone	ΔE
Average Score for all patches	98.7	97.8	1.0
Worst 10% (3 lowest scoring patches)	95.6	95.3	1.8

40 Megalux hours

Printer: Canon Pro-1000 **Ink:** Canon Lucia Pro- 11 **Media:** Moab Entrada Natural 300gsm, no additional coating



Original Print Colors before light exposure



Colors After light exposure

				L*		a*		b*	
Patch #	Description	I* Color	ΔE	Before	After	Before	After	Before	After
A1	Dark Skin	98.5	1.0	40.8	41.5	12.7	12.3	12.4	11.7
B1	Light Skin	95.1	2.1	67.2	68.3	18.4	17.2	18.9	17.6
C1	Blue sky	98.9	0.9	51.5	52.0	-3.1	-3.7	-19.7	-20.1
D1	Foliage	98.3	1.0	46.5	46.9	-9.8	-9.9	20.5	19.6
E1	blue flower	97.8	1.3	55.6	56.3	8.9	8.0	-23.9	-23.4
F1	bluish green	94.7	2.2	70.8	71.4	-30.8	-30.5	0.8	-1.3
A1	orange	97.6	2.1	64.4	65.0	35.8	34.4	53.5	52.0
B2	purplish blue	98.4	1.3	42.2	42.6	10.3	9.2	-41.2	-40.6
C2	moderate red	97.8	1.8	53.2	53.9	46.5	45.4	17.5	16.3
D2	purple	99.9	0.7	34.6	35.0	19.4	18.9	-17.3	-17.1
E2	yellow green	97.5	2.0	73.5	73.9	-22.2	-22.3	54.7	52.7
F2	orange yellow	98.1	1.8	72.9	73.4	19.7	18.5	64.6	63.2
A3	blue	99.2	0.9	33.2	33.4	11.4	10.6	-42.7	-42.4
B3	green	97.1	1.8	56.7	57.2	-33.0	-33.0	29.5	27.7
C3	red	98.3	1.6	45.9	46.4	51.1	50.6	25.4	24.0
D3	yellow	98.1	2.0	82.4	82.7	3.9	3.0	76.2	74.4
E3	magenta	97.6	1.7	54.6	55.2	46.9	45.4	-11.3	-10.7
F3	cyan	98.6	1.1	54.1	54.6	-19.1	-19.3	-24.9	-25.8
A4	white	97.9	0.7	95.9	95.9	0.3	0.2	2.6	1.9
B4	neutral 8	99.6	0.8	82.1	82.7	-0.3	-0.8	1.1	0.9
C4	neutral 6.5	99.8	0.9	69.6	70.4	-0.7	-1.2	0.0	-0.1
D4	neutral 5	100.0	0.8	52.5	53.3	0.4	0.1	0.2	0.1
E4	neutral 3.5	100.0	0.6	40.0	40.5	0.8	0.6	0.1	-0.3
F4	black	100.0	0.2	29.1	29.3	1.3	1.2	0.3	0.2
A5	paper white	96.6	0.8	98.5	98.4	0.1	0.1	1.9	1.0
B5	Skin highlight L*=88	93.0	1.9	88.7	89.2	11.9	10.4	14.4	13.3
C5	Skin highlight L* =75	94.0	2.3	76.8	77.7	18.3	16.8	20.7	19.1
D5	Skin shadow L*=28	100.0	0.5	32.9	33.2	16.1	15.8	12.0	11.7
E5	Skin shadow L*=13	100.0	0.5	23.6	23.6	10.8	10.6	6.3	5.9
F5	Maximum Black	100.0	0.4	17.2	17.5	0.6	0.5	0.9	1.1

Summary Results	I* Color	I* tone	ΔE
Average Score for all patches	98.1	97.5	1.3
Worst 10% (3 lowest scoring patches)	93.9	94.8	2.2

50 Megalux hours

Printer: Canon Pro-1000 **Ink:** Canon Lucia Pro- 11 **Media:** Moab Entrada Natural 300gsm, no additional coating



Original Print Colors before light exposure



Colors After light exposure

				L*		a*		b*	
Patch #	Description	I* Color	ΔE	Before	After	Before	After	Before	After
A1	Dark Skin	96.4	1.5	41.0	42.0	12.4	12.0	12.8	11.8
B1	Light Skin	94.3	2.4	67.3	68.5	18.5	17.2	18.6	17.0
C1	Blue sky	99.6	1.0	51.1	51.8	-3.4	-3.9	-20.4	-20.7
D1	Foliage	96.3	1.5	46.3	46.9	-9.9	-10.0	20.5	19.1
E1	blue flower	97.3	1.5	55.8	56.7	8.9	7.8	-23.6	-23.0
F1	bluish green	93.2	2.7	70.7	71.4	-30.8	-30.4	0.5	-2.1
A1	orange	97.4	2.3	64.4	65.1	35.8	34.4	53.9	52.3
B2	purplish blue	98.1	1.5	41.8	42.4	10.1	9.0	-41.8	-41.1
C2	moderate red	97.0	2.2	53.0	53.9	46.6	45.5	18.0	16.3
D2	purple	99.8	0.8	34.4	34.9	19.1	18.6	-17.3	-17.1
E2	yellow green	96.2	2.8	73.5	74.1	-22.4	-22.5	54.5	51.8
F2	orange yellow	97.4	2.3	72.9	73.5	19.7	18.4	64.8	63.0
A3	blue	98.9	1.1	32.9	33.3	11.5	10.6	-43.2	-42.8
B3	green	96.3	2.2	56.6	57.2	-33.0	-33.1	29.3	27.1
C3	red	97.7	1.9	45.9	46.6	51.2	50.5	25.3	23.6
D3	yellow	97.3	2.6	82.4	82.9	4.1	3.1	75.9	73.6
E3	magenta	97.2	2.0	54.7	55.5	46.9	45.2	-11.3	-10.6
F3	cyan	97.7	1.4	53.9	54.5	-19.2	-19.3	-25.1	-26.3
A4	white	97.5	0.8	95.9	96.0	0.3	0.2	2.7	1.9
B4	neutral 8	99.1	0.9	82.0	82.8	-0.3	-0.9	0.9	0.9
C4	neutral 6.5	99.5	1.1	69.5	70.4	-0.8	-1.3	-0.1	-0.2
D4	neutral 5	99.8	1.0	52.5	53.3	0.5	0.1	0.3	-0.1
E4	neutral 3.5	100.0	0.8	40.0	40.6	0.6	0.5	0.1	-0.4
F4	black	100.0	0.3	29.3	29.5	1.1	1.1	0.4	0.2
A5	paper white	96.7	0.8	98.5	98.5	0.1	0.1	1.9	1.1
B5	Skin highlight L*=88	91.0	2.3	88.6	89.4	11.9	10.4	14.3	12.8
C5	Skin highlight L* =75	92.6	2.8	76.8	77.9	18.3	16.8	20.6	18.6
D5	Skin shadow L*=28	99.3	0.7	33.0	33.3	16.3	15.9	12.3	11.8
E5	Skin shadow L*=13	98.6	0.7	23.5	23.7	11.0	10.4	6.4	6.1
F5	Maximum Black	100.0	0.7	17.3	17.9	0.6	0.4	1.1	1.3

Summary Results	I* Color	I* tone	ΔE
Average Score for all patches	97.4	97.2	1.5
Worst 10% (3 lowest scoring patches)	92.2	94.5	2.8

62.6 Megalux hours

Printer: Canon Pro-1000 **Ink:** Canon Lucia Pro- 11 **Media:** Moab Entrada Natural 300gsm, no additional coating



Original Print Colors before light exposure



Colors After light exposure

Patch #	Description	I* Color	ΔE	L* Before	L* After	a* Before	a* After	b* Before	b* After
A1	Dark Skin	96.0	1.7	41.0	42.0	12.4	12.0	12.8	11.6
B1	Light Skin	93.4	2.6	67.3	68.5	18.5	17.2	18.6	16.7
C1	Blue sky	100.0	1.2	51.1	51.8	-3.4	-3.9	-20.4	-20.7
D1	Foliage	97.2	1.5	46.3	47.0	-9.9	-9.9	20.5	18.8
E1	blue flower	96.9	1.6	55.8	56.7	8.9	7.8	-23.6	-23.0
F1	bluish green	92.4	3.0	70.7	71.4	-30.8	-30.2	0.5	-2.6
A1	orange	97.2	2.5	64.4	65.1	35.8	34.3	53.9	52.0
B2	purplish blue	98.3	1.5	41.8	42.4	10.1	9.0	-41.8	-41.1
C2	moderate red	96.7	2.4	53.0	54.0	46.6	45.4	18.0	16.1
D2	purple	100.0	0.9	34.4	35.0	19.1	18.5	-17.3	-17.1
E2	yellow green	95.6	3.2	73.5	74.1	-22.4	-22.5	54.5	51.3
F2	orange yellow	96.9	2.7	72.9	73.6	19.7	18.3	64.8	62.5
A3	blue	98.5	1.4	32.9	33.4	11.5	10.5	-43.2	-42.8
B3	green	95.2	2.8	56.6	57.2	-33.0	-32.9	29.3	26.5
C3	red	97.3	2.2	45.9	46.7	51.2	50.5	25.3	23.3
D3	yellow	96.7	3.1	82.4	82.9	4.1	3.0	75.9	73.1
E3	magenta	97.0	2.1	54.7	55.6	46.9	45.1	-11.3	-10.5
F3	cyan	98.6	1.4	53.9	54.5	-19.2	-19.1	-25.1	-26.5
A4	white	95.7	0.9	95.9	95.9	0.3	0.2	2.7	1.9
B4	neutral 8	97.5	1.0	82.0	82.8	-0.3	-0.9	0.9	0.8
C4	neutral 6.5	100.0	1.2	69.5	70.4	-0.8	-1.3	-0.1	-0.2
D4	neutral 5	100.0	1.0	52.5	53.3	0.5	0.2	0.3	-0.1
E4	neutral 3.5	99.6	0.9	40.0	40.6	0.6	0.6	0.1	-0.6
F4	black	100.0	0.5	29.3	29.6	1.1	1.1	0.4	0.2
A5	paper white	97.9	0.7	98.5	98.3	0.1	0.1	1.9	1.1
B5	Skin highlight L*=88	89.4	2.6	88.6	89.4	11.9	10.4	14.3	12.4
C5	Skin highlight L* =75	91.5	3.1	76.8	77.9	18.3	16.8	20.6	18.2
D5	Skin shadow L*=28	99.8	0.8	33.0	33.4	16.3	15.9	12.3	11.7
E5	Skin shadow L*=13	99.8	0.7	23.5	23.7	11.0	10.5	6.4	5.9
F5	Maximum Black	100.0	0.7	17.3	17.8	0.6	0.3	1.1	1.2

Summary Results	I* Color	I* tone	ΔE
Average Score for all patches	97.2	96.9	1.7
Worst 10% (3 lowest scoring patches)	91.1	93.1	3.1

70 Megalux hours

Printer: Canon Pro-1000 **Ink:** Canon Lucia Pro- 11 **Media:** Moab Entrada Natural 300gsm, no additional coating



Original Print Colors before light exposure



Colors After light exposure

				L*		a*		b*	
Patch #	Description	I* Color	ΔE	Before	After	Before	After	Before	After
A1	Dark Skin	93.6	2.1	41.0	42.3	12.4	12.0	12.8	11.2
B1	Light Skin	91.5	3.1	67.3	68.8	18.5	17.2	18.6	16.2
C1	Blue sky	99.1	1.2	51.1	52.0	-3.4	-3.8	-20.4	-20.9
D1	Foliage	93.2	2.2	46.3	47.2	-9.9	-9.8	20.5	18.4
E1	blue flower	97.5	1.6	55.8	56.9	8.9	7.8	-23.6	-23.1
F1	bluish green	89.5	3.9	70.7	71.6	-30.8	-30.0	0.5	-3.2
A1	orange	96.4	3.0	64.4	65.4	35.8	34.3	53.9	51.6
B2	purplish blue	98.3	1.5	41.8	42.6	10.1	9.0	-41.8	-41.3
C2	moderate red	95.8	2.9	53.0	54.2	46.6	45.4	18.0	15.6
D2	purple	99.9	0.9	34.4	35.1	19.1	18.5	-17.3	-17.2
E2	yellow green	94.4	3.9	73.5	74.3	-22.4	-22.5	54.5	50.7
F2	orange yellow	96.2	3.2	72.9	73.8	19.7	18.3	64.8	62.0
A3	blue	99.0	1.2	32.9	33.6	11.5	10.6	-43.2	-42.9
B3	green	93.8	3.3	56.6	57.4	-33.0	-32.9	29.3	26.0
C3	red	96.8	2.5	45.9	46.8	51.2	50.6	25.3	23.0
D3	yellow	96.2	3.5	82.4	83.1	4.1	2.9	75.9	72.7
E3	magenta	97.2	2.2	54.7	55.8	46.9	45.2	-11.3	-10.6
F3	cyan	96.0	2.0	53.9	54.7	-19.2	-19.1	-25.1	-26.8
A4	white	97.0	0.8	95.9	96.2	0.3	0.2	2.7	1.9
B4	neutral 8	99.3	1.1	82.0	83.0	-0.3	-0.8	0.9	0.7
C4	neutral 6.5	99.2	1.3	69.5	70.6	-0.8	-1.2	-0.1	-0.4
D4	neutral 5	98.8	1.2	52.5	53.5	0.5	0.3	0.3	-0.3
E4	neutral 3.5	97.7	1.1	40.0	40.8	0.6	0.6	0.1	-0.7
F4	black	100.0	0.5	29.3	29.7	1.1	1.1	0.4	0.1
A5	paper white	96.9	0.8	98.5	98.7	0.1	0.1	1.9	1.1
B5	Skin highlight L*=88	87.3	3.0	88.6	89.6	11.9	10.4	14.3	11.9
C5	Skin highlight L* =75	89.6	3.6	76.8	78.2	18.3	16.8	20.6	17.6
D5	Skin shadow L*=28	98.8	0.9	33.0	33.5	16.3	15.9	12.3	11.6
E5	Skin shadow L*=13	98.1	0.8	23.5	23.8	11.0	10.6	6.4	5.8
F5	Maximum Black	100.0	0.7	17.3	17.9	0.6	0.5	1.1	1.0

Summary Results	I* Color	I* tone	ΔE
Average Score for all patches	96.2	96.8	2.0
Worst 10% (3 lowest scoring patches)	88.8	93.6	3.8

80 Megalux hours

Printer: Canon Pro-1000 **Ink:** Canon Lucia Pro- 11 **Media:** Moab Entrada Natural 300gsm, no additional coating



Original Print Colors before light exposure



Colors After light exposure

				L*		a*		b*	
Patch #	Description	I* Color	ΔE	Before	After	Before	After	Before	After
A1	Dark Skin	92.8	2.2	41.0	42.2	12.4	12.1	12.8	11.1
B1	Light Skin	90.2	3.4	67.3	68.8	18.5	17.1	18.6	15.8
C1	Blue sky	99.1	1.2	51.1	52.0	-3.4	-3.8	-20.4	-21.0
D1	Foliage	92.1	2.4	46.3	47.1	-9.9	-9.8	20.5	18.2
E1	blue flower	97.4	1.6	55.8	56.9	8.9	7.8	-23.6	-23.1
F1	bluish green	87.8	4.4	70.7	71.7	-30.8	-29.8	0.5	-3.7
A1	orange	95.8	3.4	64.4	65.4	35.8	34.2	53.9	51.1
B2	purplish blue	98.2	1.6	41.8	42.6	10.1	9.0	-41.8	-41.2
C2	moderate red	95.2	3.1	53.0	54.3	46.6	45.3	18.0	15.3
D2	purple	99.7	1.0	34.4	35.2	19.1	18.5	-17.3	-17.2
E2	yellow green	93.2	4.6	73.5	74.3	-22.4	-22.4	54.5	50.0
F2	orange yellow	95.4	3.7	72.9	73.8	19.7	18.1	64.8	61.5
A3	blue	98.9	1.2	32.9	33.6	11.5	10.5	-43.2	-42.8
B3	green	92.5	3.9	56.6	57.5	-33.0	-32.8	29.3	25.4
C3	red	96.4	2.7	45.9	46.9	51.2	50.5	25.3	22.8
D3	yellow	95.2	4.2	82.4	83.1	4.1	2.8	75.9	71.9
E3	magenta	96.8	2.3	54.7	55.9	46.9	45.0	-11.3	-10.6
F3	cyan	95.0	2.3	53.9	54.7	-19.2	-18.9	-25.1	-27.1
A4	white	96.3	0.9	95.9	96.0	0.3	0.2	2.7	1.8
B4	neutral 8	99.1	1.1	82.0	82.9	-0.3	-0.8	0.9	0.6
C4	neutral 6.5	99.4	1.3	69.5	70.6	-0.8	-1.2	-0.1	-0.4
D4	neutral 5	97.3	1.3	52.5	53.6	0.5	0.2	0.3	-0.4
E4	neutral 3.5	96.1	1.2	40.0	40.8	0.6	0.7	0.1	-0.8
F4	black	100.0	0.5	29.3	29.6	1.1	1.2	0.4	0.1
A5	paper white	96.4	0.8	98.5	98.5	0.1	0.1	1.9	1.0
B5	Skin highlight L*=88	85.4	3.4	88.6	89.6	11.9	10.3	14.3	11.6
C5	Skin highlight L* =75	87.2	4.3	76.8	78.2	18.3	16.7	20.6	16.9
D5	Skin shadow L*=28	97.4	1.2	33.0	33.5	16.3	15.9	12.3	11.3
E5	Skin shadow L*=13	96.3	1.1	23.5	23.9	11.0	10.5	6.4	5.6
F5	Maximum Black	100.0	1.0	17.3	18.2	0.6	0.5	1.1	0.8

Summary Results	I* Color	I* tone	ΔE
Average Score for all patches	95.4	96.5	2.2
Worst 10% (3 lowest scoring patches)	86.8	93.0	4.4

90 Megalux hours

Printer: Canon Pro-1000 **Ink:** Canon Lucia Pro- 11 **Media:** Moab Entrada Natural 300gsm, no additional coating



Original Print Colors before light exposure



Colors After light exposure

				L*		a*		b*	
Patch #	Description	I* Color	ΔE	Before	After	Before	After	Before	After
A1	Dark Skin	92.2	2.4	41.0	42.4	12.4	12.1	12.8	10.9
B1	Light Skin	88.2	3.8	67.3	68.6	18.5	17.0	18.6	15.3
C1	Blue sky	98.9	1.3	51.1	52.2	-3.4	-3.8	-20.4	-21.0
D1	Foliage	90.6	2.8	46.3	47.3	-9.9	-9.8	20.5	17.8
E1	blue flower	97.1	1.7	55.8	57.1	8.9	7.8	-23.6	-23.0
F1	bluish green	86.1	4.9	70.7	71.8	-30.8	-29.7	0.5	-4.2
A1	orange	94.9	4.0	64.4	65.5	35.8	34.1	53.9	50.6
B2	purplish blue	97.9	1.7	41.8	42.8	10.1	8.9	-41.8	-41.1
C2	moderate red	94.6	3.5	53.0	54.4	46.6	45.3	18.0	15.0
D2	purple	99.2	1.2	34.4	35.3	19.1	18.4	-17.3	-17.1
E2	yellow green	92.1	5.3	73.5	74.5	-22.4	-22.4	54.5	49.4
F2	orange yellow	94.6	4.3	72.9	73.9	19.7	18.1	64.8	60.9
A3	blue	98.6	1.4	32.9	33.7	11.5	10.5	-43.2	-42.8
B3	green	91.1	4.6	56.6	57.6	-33.0	-32.7	29.3	24.8
C3	red	95.9	3.0	45.9	47.0	51.2	50.4	25.3	22.5
D3	yellow	94.3	4.9	82.4	83.2	4.1	2.7	75.9	71.3
E3	magenta	96.5	2.5	54.7	56.0	46.9	44.8	-11.3	-10.5
F3	cyan	94.5	2.4	53.9	54.9	-19.2	-18.8	-25.1	-27.3
A4	white	96.0	0.9	95.9	96.0	0.3	0.2	2.7	1.8
B4	neutral 8	98.5	1.1	82.0	83.0	-0.3	-0.8	0.9	0.5
C4	neutral 6.5	98.6	1.4	69.5	70.7	-0.8	-1.2	-0.1	-0.5
D4	neutral 5	97.3	1.4	52.5	53.7	0.5	0.3	0.3	-0.5
E4	neutral 3.5	95.8	1.3	40.0	40.9	0.6	0.6	0.1	-0.8
F4	black	100.0	0.7	29.3	29.9	1.1	1.2	0.4	0.0
A5	paper white	96.4	0.8	98.5	98.5	0.1	0.1	1.9	1.0
B5	Skin highlight L*=88	82.6	3.9	88.6	89.6	11.9	10.2	14.3	11.0
C5	Skin highlight L* =75	85.3	4.8	76.8	78.3	18.3	16.7	20.6	16.4
D5	Skin shadow L*=28	97.4	1.2	33.0	33.7	16.3	15.8	12.3	11.4
E5	Skin shadow L*=13	96.4	1.1	23.5	24.1	11.0	10.4	6.4	5.7
F5	Maximum Black	100.0	1.0	17.3	18.2	0.6	0.5	1.1	1.2

Summary Results	I* Color	I* tone	ΔE
Average Score for all patches	94.7	96.5	2.5
Worst 10% (3 lowest scoring patches)	84.7	92.6	5.0

100 Megalux hours

Printer: Canon Pro-1000 **Ink:** Canon Lucia Pro- 11 **Media:** Moab Entrada Natural 300gsm, no additional coating



Original Print Colors before light exposure



Colors After light exposure

Patch #	Description	I* Color	ΔE	L* Before	L* After	a* Before	a* After	b* Before	b* After
A1	Dark Skin	90.3	2.7	40.8	42.3	12.3	12.1	12.7	10.5
B1	Light Skin	85.8	4.6	67.1	69.0	18.4	17.2	18.6	14.5
C1	Blue sky	98.1	1.5	50.7	51.9	-3.5	-3.8	-20.7	-21.5
D1	Foliage	88.6	3.2	46.0	47.0	-10.2	-10.0	19.9	16.9
E1	blue flower	97.2	1.8	55.7	57.0	9.1	8.0	-23.3	-22.8
F1	bluish green	82.9	5.9	70.5	71.7	-31.0	-29.5	0.1	-5.5
A1	orange	94.0	4.5	64.2	65.5	35.9	34.1	53.7	49.7
B2	purplish blue	98.1	1.7	41.5	42.5	10.0	8.8	-41.9	-41.3
C2	moderate red	94.2	3.8	52.9	54.5	46.4	45.2	17.9	14.8
D2	purple	99.9	1.2	34.2	35.3	19.0	18.5	-17.3	-17.2
E2	yellow green	90.0	6.5	73.3	74.4	-22.5	-22.5	54.3	47.9
F2	orange yellow	93.6	5.0	72.8	74.0	19.7	18.0	64.7	60.2
A3	blue	99.0	1.2	32.6	33.3	11.7	10.7	-43.1	-43.0
B3	green	88.6	5.6	56.3	57.4	-33.3	-33.0	29.1	23.6
C3	red	95.8	3.1	45.9	47.0	51.1	50.7	25.2	22.3
D3	yellow	93.1	5.8	82.2	83.1	4.2	2.6	76.0	70.4
E3	magenta	96.4	2.7	54.7	56.0	46.9	44.9	-11.3	-10.2
F3	cyan	93.6	2.8	53.5	54.6	-19.4	-18.9	-25.6	-28.1
A4	white	96.6	0.8	95.8	96.0	0.3	0.1	2.8	2.0
B4	neutral 8	98.3	1.3	82.0	83.1	-0.2	-0.6	1.1	0.6
C4	neutral 6.5	98.8	1.6	69.3	70.8	-0.8	-1.2	-0.2	-0.7
D4	neutral 5	96.4	1.5	52.4	53.6	0.5	0.4	0.0	-0.8
E4	neutral 3.5	94.4	1.4	39.9	40.8	0.7	0.7	0.0	-1.1
F4	black	100.0	0.6	29.1	29.5	1.2	1.2	0.3	-0.2
A5	paper white	97.5	0.7	98.5	98.5	0.2	0.1	1.8	1.1
B5	Skin highlight L*=88	78.5	4.7	88.6	89.7	12.0	10.4	14.3	10.1
C5	Skin highlight L* =75	82.1	5.7	76.7	78.5	18.2	16.7	20.7	15.5
D5	Skin shadow L*=28	97.8	1.1	32.8	33.2	15.9	15.9	12.2	11.3
E5	Skin shadow L*=13	99.2	0.6	23.3	23.4	10.8	10.6	6.4	5.8
F5	Maximum Black	100.0	0.4	17.2	17.6	0.6	0.5	1.1	1.1

Summary Results	I* Color	I* tone	ΔE
Average Score for all patches	94.0	95.7	2.8
Worst 10% (3 lowest scoring patches)	81.2	91.3	6.1

120 Megalux hours

Printer: Canon Pro-1000 **Ink:** Canon Lucia Pro- 11 **Media:** Moab Entrada Natural 300gsm, no additional coating



Original Print Colors before light exposure



Colors After light exposure

Patch #	Description	I* Color	ΔE	L* Before	L* After	a* Before	a* After	b* Before	b* After
A1	Dark Skin	87.8	3.1	40.8	42.5	12.3	12.2	12.7	10.1
B1	Light Skin	82.4	5.5	67.1	69.2	18.4	17.1	18.6	13.6
C1	Blue sky	97.3	1.7	50.7	52.1	-3.5	-3.7	-20.7	-21.7
D1	Foliage	85.1	4.0	46.0	47.1	-10.2	-9.8	19.9	16.1
E1	blue flower	97.1	1.9	55.7	57.2	9.1	8.0	-23.3	-22.8
F1	bluish green	78.8	7.2	70.5	71.9	-31.0	-29.1	0.1	-6.7
A1	orange	92.7	5.4	64.2	65.7	35.9	34.0	53.7	48.9
B2	purplish blue	98.2	1.7	41.5	42.6	10.0	8.8	-41.9	-41.4
C2	moderate red	93.0	4.4	52.9	54.7	46.4	45.1	17.9	14.2
D2	purple	99.7	1.3	34.2	35.4	19.0	18.4	-17.3	-17.2
E2	yellow green	87.5	8.0	73.3	74.6	-22.5	-22.4	54.3	46.5
F2	orange yellow	91.9	6.1	72.8	74.2	19.7	17.9	64.7	59.0
A3	blue	99.1	1.2	32.6	33.4	11.7	10.8	-43.1	-43.1
B3	green	85.8	6.9	56.3	57.6	-33.3	-32.8	29.1	22.3
C3	red	95.1	3.5	45.9	47.1	51.1	50.6	25.2	21.9
D3	yellow	91.3	7.2	82.2	83.3	4.2	2.5	76.0	69.1
E3	magenta	96.1	2.9	54.7	56.2	46.9	44.7	-11.3	-10.2
F3	cyan	91.6	3.4	53.5	54.7	-19.4	-18.6	-25.6	-28.7
A4	white	95.0	1.0	95.8	96.1	0.3	0.2	2.8	1.9
B4	neutral 8	97.4	1.4	82.0	83.2	-0.2	-0.6	1.1	0.4
C4	neutral 6.5	97.2	1.7	69.3	70.9	-0.8	-1.1	-0.2	-0.9
D4	neutral 5	94.8	1.7	52.4	53.8	0.5	0.4	0.0	-1.0
E4	neutral 3.5	92.1	1.6	39.9	40.9	0.7	0.8	0.0	-1.3
F4	black	99.6	0.7	29.1	29.6	1.2	1.2	0.3	-0.3
A5	paper white	97.4	0.8	98.5	98.5	0.2	0.1	1.8	1.1
B5	Skin highlight L*=88	73.6	5.6	88.6	89.9	12.0	10.4	14.3	9.1
C5	Skin highlight L* =75	78.0	6.8	76.7	78.7	18.2	16.7	20.7	14.3
D5	Skin shadow L*=28	96.9	1.3	32.8	33.3	15.9	15.8	12.2	11.1
E5	Skin shadow L*=13	97.7	0.8	23.3	23.5	10.8	10.5	6.4	5.7
F5	Maximum Black	100.0	0.9	17.2	18.0	0.6	0.4	1.1	1.0

Summary Results	I* Color	I* tone	ΔE
Average Score for all patches	92.3	95.2	3.3
Worst 10% (3 lowest scoring patches)	76.8	90.2	7.5

140 Megalux hours

Printer: Canon Pro-1000 **Ink:** Canon Lucia Pro- 11 **Media:** Moab Entrada Natural 300gsm, no additional coating



Original Print Colors before light exposure



Colors After light exposure

Patch #	Description	I* Color	ΔE	L* Before	L* After	a* Before	a* After	b* Before	b* After
A1	Dark Skin	85.6	3.5	40.8	42.6	12.3	12.2	12.7	9.7
B1	Light Skin	79.7	6.2	67.1	69.4	18.4	17.2	18.6	12.9
C1	Blue sky	96.1	1.9	50.7	52.2	-3.5	-3.6	-20.7	-22.0
D1	Foliage	82.2	4.6	46.0	47.2	-10.2	-9.7	19.9	15.4
E1	blue flower	97.4	2.0	55.7	57.3	9.1	8.0	-23.3	-22.8
F1	bluish green	75.5	8.2	70.5	72.0	-31.0	-28.7	0.1	-7.7
A1	orange	91.3	6.3	64.2	65.7	35.9	33.9	53.7	47.9
B2	purplish blue	98.3	1.7	41.5	42.6	10.0	8.9	-41.9	-41.4
C2	moderate red	92.0	4.9	52.9	54.7	46.4	45.1	17.9	13.6
D2	purple	99.8	1.3	34.2	35.4	19.0	18.4	-17.3	-17.2
E2	yellow green	85.3	9.3	73.3	74.6	-22.5	-22.3	54.3	45.2
F2	orange yellow	90.4	7.2	72.8	74.2	19.7	17.7	64.7	58.0
A3	blue	99.3	1.1	32.6	33.4	11.7	10.8	-43.1	-43.2
B3	green	83.4	8.0	56.3	57.6	-33.3	-32.6	29.1	21.3
C3	red	94.3	3.9	45.9	47.2	51.1	50.6	25.2	21.5
D3	yellow	89.8	8.4	82.2	83.4	4.2	2.4	76.0	67.9
E3	magenta	96.2	2.9	54.7	56.3	46.9	44.7	-11.3	-10.3
F3	cyan	89.8	4.0	53.5	54.8	-19.4	-18.4	-25.6	-29.2
A4	white	93.7	1.1	95.8	96.1	0.3	0.2	2.8	1.7
B4	neutral 8	95.9	1.6	82.0	83.3	-0.2	-0.5	1.1	0.2
C4	neutral 6.5	95.3	1.9	69.3	70.9	-0.8	-1.0	-0.2	-1.1
D4	neutral 5	92.1	1.9	52.4	53.8	0.5	0.5	0.0	-1.2
E4	neutral 3.5	89.5	1.8	39.9	40.9	0.7	0.9	0.0	-1.5
F4	black	97.6	0.9	29.1	29.6	1.2	1.3	0.3	-0.4
A5	paper white	96.7	0.8	98.5	98.5	0.2	0.1	1.8	1.0
B5	Skin highlight L*=88	68.7	6.5	88.6	90.0	12.0	10.4	14.3	8.2
C5	Skin highlight L* =75	74.6	7.8	76.7	78.8	18.2	16.7	20.7	13.3
D5	Skin shadow L*=28	96.0	1.4	32.8	33.4	15.9	15.9	12.2	10.9
E5	Skin shadow L*=13	97.3	0.8	23.3	23.5	10.8	10.6	6.4	5.6
F5	Maximum Black	100.0	0.9	17.2	18.0	0.6	0.5	1.1	0.9

Summary Results	I* Color	I* tone	ΔE
Average Score for all patches	90.8	94.8	3.8
Worst 10% (3 lowest scoring patches)	72.9	89.6	8.6

160 Megalux hours

Printer: Canon Pro-1000 **Ink:** Canon Lucia Pro- 11 **Media:** Moab Entrada Natural 300gsm, no additional coating



Original Print Colors before light exposure



Colors After light exposure

				L*		a*		b*	
Patch #	Description	I* Color	ΔE	Before	After	Before	After	Before	After
A1	Dark Skin	83.9	3.8	40.8	42.7	12.3	12.4	12.7	9.4
B1	Light Skin	76.7	7.1	67.1	69.7	18.4	17.3	18.6	12.1
C1	Blue sky	94.9	2.2	50.7	52.4	-3.5	-3.5	-20.7	-22.2
D1	Foliage	79.7	5.2	46.0	47.4	-10.2	-9.6	19.9	14.9
E1	blue flower	97.5	2.1	55.7	57.5	9.1	8.0	-23.3	-22.9
F1	bluish green	72.0	9.4	70.5	72.3	-31.0	-28.4	0.1	-8.7
A1	orange	90.1	7.1	64.2	66.1	35.9	33.8	53.7	47.2
B2	purplish blue	98.5	1.8	41.5	42.9	10.0	8.9	-41.9	-41.6
C2	moderate red	91.1	5.4	52.9	55.0	46.4	45.1	17.9	13.2
D2	purple	100.0	1.4	34.2	35.6	19.0	18.5	-17.3	-17.3
E2	yellow green	83.2	10.5	73.3	75.0	-22.5	-22.2	54.3	44.0
F2	orange yellow	89.1	8.1	72.8	74.5	19.7	17.6	64.7	57.1
A3	blue	99.2	1.3	32.6	33.5	11.7	10.8	-43.1	-43.3
B3	green	80.9	9.1	56.3	57.9	-33.3	-32.5	29.1	20.2
C3	red	93.8	4.3	45.9	47.4	51.1	50.6	25.2	21.2
D3	yellow	88.1	9.7	82.2	83.7	4.2	2.2	76.0	66.6
E3	magenta	96.1	3.1	54.7	56.6	46.9	44.7	-11.3	-10.2
F3	cyan	88.2	4.5	53.5	55.0	-19.4	-18.2	-25.6	-29.7
A4	white	93.1	1.2	95.8	96.2	0.3	0.2	2.8	1.7
B4	neutral 8	94.9	1.7	82.0	83.5	-0.2	-0.5	1.1	0.1
C4	neutral 6.5	94.8	2.1	69.3	71.1	-0.8	-1.0	-0.2	-1.2
D4	neutral 5	91.1	2.1	52.4	54.0	0.5	0.5	0.0	-1.3
E4	neutral 3.5	88.3	2.0	39.9	41.0	0.7	0.9	0.0	-1.6
F4	black	98.0	0.8	29.1	29.6	1.2	1.3	0.3	-0.4
A5	paper white	97.1	0.8	98.5	98.5	0.2	0.0	1.8	1.1
B5	Skin highlight L*=88	63.9	7.4	88.6	90.2	12.0	10.4	14.3	7.2
C5	Skin highlight L* =75	70.8	8.9	76.7	79.1	18.2	16.8	20.7	12.2
D5	Skin shadow L*=28	95.8	1.5	32.8	33.4	15.9	15.9	12.2	10.9
E5	Skin shadow L*=13	98.1	0.7	23.3	23.4	10.8	10.7	6.4	5.7
F5	Maximum Black	100.0	0.7	17.2	17.8	0.6	0.5	1.1	1.2

Summary Results	I* Color	I* tone	ΔE
Average Score for all patches	89.6	94.3	4.2
Worst 10% (3 lowest scoring patches)	68.9	88.4	9.9

180 Megalux hours

Printer: Canon Pro-1000 **Ink:** Canon Lucia Pro- 11 **Media:** Moab Entrada Natural 300gsm, no additional coating



Original Print Colors before light exposure



Colors After light exposure

Patch #	Description	I* Color	ΔE	L* Before	L* After	a* Before	a* After	b* Before	b* After
A1	Dark Skin	82.0	4.2	40.8	42.8	12.3	12.4	12.7	9.0
B1	Light Skin	74.5	7.7	67.1	69.8	18.4	17.2	18.6	11.5
C1	Blue sky	94.6	2.3	50.7	52.4	-3.5	-3.5	-20.7	-22.3
D1	Foliage	76.8	5.9	46.0	47.4	-10.2	-9.5	19.9	14.3
E1	blue flower	97.2	2.2	55.7	57.6	9.1	8.0	-23.3	-22.8
F1	bluish green	69.2	10.2	70.5	72.3	-31.0	-28.1	0.1	-9.5
A1	orange	88.6	8.1	64.2	66.1	35.9	33.7	53.7	46.1
B2	purplish blue	98.3	1.9	41.5	42.9	10.0	8.8	-41.9	-41.5
C2	moderate red	90.1	5.8	52.9	55.1	46.4	45.0	17.9	12.7
D2	purple	99.8	1.4	34.2	35.6	19.0	18.4	-17.3	-17.2
E2	yellow green	80.7	12.0	73.3	75.1	-22.5	-22.0	54.3	42.5
F2	orange yellow	87.2	9.3	72.8	74.5	19.7	17.5	64.7	55.8
A3	blue	98.9	1.4	32.6	33.5	11.7	10.7	-43.1	-43.1
B3	green	78.4	10.2	56.3	58.0	-33.3	-32.2	29.1	19.1
C3	red	93.1	4.7	45.9	47.4	51.1	50.6	25.2	20.8
D3	yellow	86.2	11.1	82.2	83.6	4.2	2.2	76.0	65.2
E3	magenta	95.7	3.2	54.7	56.5	46.9	44.5	-11.3	-10.2
F3	cyan	87.4	4.8	53.5	55.0	-19.4	-18.1	-25.6	-29.9
A4	white	93.4	1.1	95.8	96.0	0.3	0.2	2.8	1.7
B4	neutral 8	95.2	1.7	82.0	83.4	-0.2	-0.4	1.1	0.1
C4	neutral 6.5	94.3	2.1	69.3	71.1	-0.8	-0.9	-0.2	-1.2
D4	neutral 5	89.8	2.2	52.4	54.0	0.5	0.6	0.0	-1.4
E4	neutral 3.5	86.6	2.1	39.9	41.1	0.7	1.0	0.0	-1.8
F4	black	96.0	1.0	29.1	29.6	1.2	1.4	0.3	-0.6
A5	paper white	98.2	0.7	98.5	98.4	0.2	0.0	1.8	1.2
B5	Skin highlight L*=88	60.1	8.1	88.6	90.2	12.0	10.4	14.3	6.5
C5	Skin highlight L* =75	67.7	9.7	76.7	79.2	18.2	16.8	20.7	11.4
D5	Skin shadow L*=28	93.9	1.9	32.8	33.5	15.9	16.0	12.2	10.5
E5	Skin shadow L*=13	97.6	0.8	23.3	23.4	10.8	10.6	6.4	5.6
F5	Maximum Black	100.0	0.8	17.2	17.9	0.6	0.4	1.1	1.3

Summary Results	I* Color	I* tone	ΔE
Average Score for all patches	88.4	94.0	4.6
Worst 10% (3 lowest scoring patches)	65.7	87.5	11.1

200 Megalux hours

Section III: Light Induced Low-intensity Staining Test Results

This section presents test results for samples that are retired from the light fade testing unit to dark storage (0 lux,~21˚C, 50% RH) at five discreet exposure intervals (0 luxhrs, i.e., the dark storage control sample, 20 Mluxhrs, 50 Mluxhrs, 100 Mluxhrs, and 200 Mluxhrs). All of the sample image targets were printed at the same time on the same sheet of media to ensure maximum uniformity of the sample set. Also, reference measurements were initially made for each individual target to account for any minor printer output variations withn the complete sample set. The retired targets undergo a series of remeasurements at specified intervals (6 months, 1year, 2 years, etc.) from the time each sample was retired to dark storage. I* color and tonal accuracy scores and Conservation Display ratings decrease while Δb* values increase if the media shows ongoing light-induced post-exposure yellowing. The dark storage control sample (see section IV) reveals if any humidity-induced colorant shifts, thermal aging, and/or gas contaimination is also contributing to color appearance changes over time.

AaI 30 Patch Color Target

I* Color (Average) Summary

Light Exposure (Mluxhrs)	Years of Dark Storage Time after exposure						
	0	0.5	1	2	3	4	5
0	100.0	100.0	100.0	100.0	100.0	99.9	
20	99.4	99.4	99.4	99.2	99.2	99.0	
50	98.1	98.3	98.3	98.1	97.9		
100	94.7	95.2	95.4	95.4	95.2		

values in red exceed Conservation Display Rating *Upper* limit

Light Fade Testing is complete. Dark storage samples continue to be updated.

I* Color (Worst 10%) Summary

Light Exposure (Mluxhrs)	Years of Dark Storage Time after exposure						
	0	0.5	1	2	3	4	5
0	100.0	100.0	100.0	100.0	99.9	99.5	
20	97.2	97.2	97.3	96.8	96.8	96.5	
50	93.9	94.4	94.6	94.6	94.6		
100	84.7	85.6	86.0	86.4	86.5		

values in red exceed Conservation Display Rating *Lower* limit

I* Tone (Average) Summary

Light Exposure (Mluxhrs)	Years of Dark Storage Time after exposure						
	0	0.5	1	2	3	4	5
0	100.0	99.1	99.1	99.3	99.5	99.3	
20	98.5	98.4	98.4	98.5	98.4	98.2	
50	97.5	97.5	97.4	97.4	97.4		
100	96.5	96.3	96.3	96.3	96.3		

values in red exceed Conservation Display Rating Upper limit

I* Tone (Worst 10%) Summary

Light Exposure (Mluxhrs)	Years of Dark Storage Time after exposure						
	0	0.5	1	2	3	4	5
0	100.0	97.5	97.9	98.2	98.4	98.4	
20	97.2	97.0	97.1	96.8	96.9	96.3	
50	94.8	94.4	94.3	94.2	94.4		
100	92.6	92.4	92.0	91.9	91.5		

values in red exceed Conservation Display Rating *Lower* limit

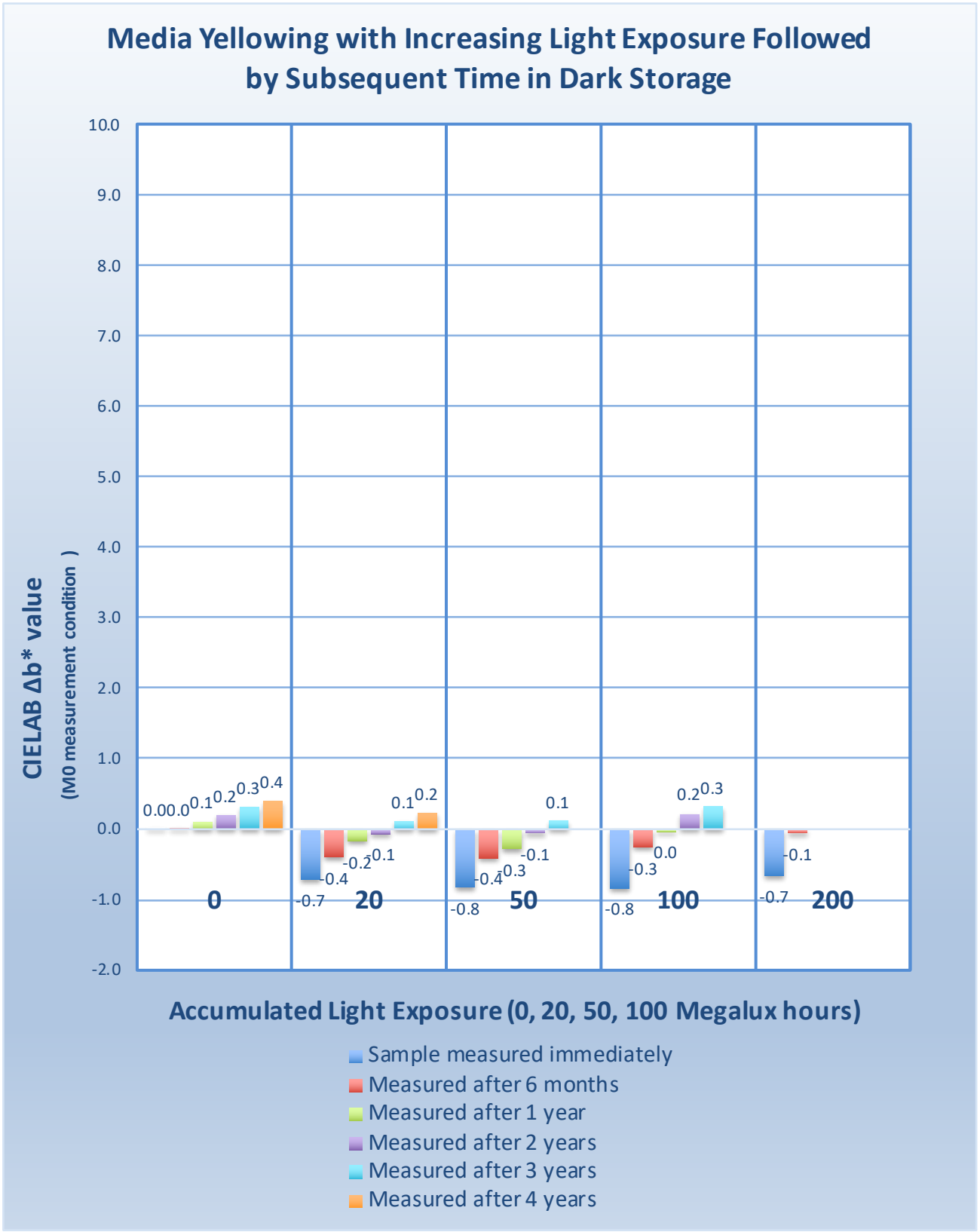
Media Yellowing with Increasing Light Exposure Followed by Subsequent Time in Dark Storage
CIELAB Δb* value
(M0 measurement condition)
10.0
9.0
8.0
7.0
6.0
5.0
4.0
3.0
2.0
1.0
0.0
-1.0
-2.0
0.0 0.0 0.1 0.2 0.3 0.4
0
-0.7 -0.4 -0.2 0.1 0.1 0.2
20
-0.8 -0.4 0.3 -0.1 0.1
50
-0.8 -0.3 0.0 0.2 0.3
100
-0.7 -0.1
200
Accumulated Light Exposure (0, 20, 50, 100 Megalux hours)
Sample measured immediately
Measured after 6 months
Measured after 1 year
Measured after 2 years
Measured after 3 years
Measured after 4 years

Printer: Canon Pro-1000 **Ink:** Canon Lucia Pro- 11 **Media:** Moab Entrada Natural 300gsm, no additional coating



Original Print Colors before light exposure



Colors after both light exposure + dark storage

Patch #	Description	I* Color	ΔE	L* Before	L* After	a* Before	a* After	b* Before	b* After
A1	Dark Skin	100.0	0.5	40.8	41.2	12.6	12.4	12.4	12.3
B1	Light Skin	98.4	1.1	67.2	67.8	18.4	17.5	19.7	19.5
C1	Blue sky	100.0	0.5	51.1	51.4	-3.3	-3.7	-19.8	-19.7
D1	Foliage	100.0	0.3	46.1	46.3	-10.0	-10.1	20.6	20.7
E1	blue flower	98.4	1.0	55.3	55.8	8.9	8.1	-24.1	-23.7
F1	bluish green	99.7	0.7	70.8	71.1	-31.0	-31.2	1.7	1.2
A1	orange	99.4	0.9	64.2	64.5	36.1	35.2	53.5	53.5
B2	purplish blue	98.5	1.2	41.8	42.1	10.2	9.3	-41.4	-40.7
C2	moderate red	99.5	0.9	53.0	53.4	46.6	45.9	17.6	17.4
D2	purple	100.0	0.3	34.5	34.5	19.1	18.8	-16.9	-16.8
E2	yellow green	100.0	0.4	73.5	73.6	-22.3	-22.3	55.4	55.0
F2	orange yellow	99.4	0.9	72.8	72.9	19.8	19.1	65.1	64.7
A3	blue	99.4	0.8	32.9	33.1	11.6	10.9	-42.6	-42.3
B3	green	100.0	0.3	56.5	56.7	-33.3	-33.4	30.0	29.8
C3	red	99.7	0.7	45.8	46.0	51.0	50.7	25.7	25.2
D3	yellow	99.8	0.7	82.2	82.3	4.0	3.3	76.3	76.4
E3	magenta	98.0	1.5	54.4	54.6	47.3	46.0	-11.6	-10.9
F3	cyan	100.0	0.5	53.8	54.0	-19.6	-20.1	-24.5	-24.6
A4	white	100.0	0.3	95.9	95.9	0.3	0.1	2.8	2.5
B4	neutral 8	100.0	0.6	82.1	82.5	-0.4	-0.8	1.0	1.2
C4	neutral 6.5	98.5	0.8	69.5	70.0	-0.8	-1.4	0.3	0.5
D4	neutral 5	100.0	0.6	52.4	52.8	0.5	0.1	0.5	0.6
E4	neutral 3.5	100.0	0.4	39.7	39.9	0.7	0.5	0.1	0.3
F4	black	100.0	0.3	28.9	28.9	1.2	1.0	0.5	0.7
A5	paper white	100.0	0.4	98.5	98.4	0.1	0.0	1.8	1.5
B5	Skin highlight L*=88	96.1	1.3	88.6	88.9	11.9	10.7	15.1	15.2
C5	Skin highlight L* =75	97.4	1.3	76.8	77.3	18.3	17.0	21.6	21.5
D5	Skin shadow L*=28	100.0	0.4	32.6	32.9	16.2	16.0	11.8	12.1
E5	Skin shadow L*=13	100.0	0.2	23.4	23.3	10.7	10.5	6.4	6.4
F5	Maximum Black	100.0	0.3	17.1	17.3	0.6	0.5	1.1	1.3

Summary Results	I* Color	I* tone	ΔE
Average Score for all patches	99.4	98.4	0.7
Worst 10% (3 lowest scoring patches)	97.2	97.0	1.4

20 Mluxhrs + 6 months

Printer: Canon Pro-1000 **Ink:** Canon Lucia Pro- 11 **Media:** Moab Entrada Natural 300gsm, no additional coating



Original Print Colors before light exposure



Colors after both light exposure + dark storage

Patch #	Description	I* Color	ΔE	L* Before	L* After	a* Before	a* After	b* Before	b* After
A1	Dark Skin	98.7	1.1	40.8	41.6	12.7	12.3	12.4	11.8
B1	Light Skin	95.4	2.0	67.2	68.3	18.4	17.1	18.9	17.7
C1	Blue sky	99.1	0.8	51.5	51.9	-3.1	-3.7	-19.7	-20.0
D1	Foliage	98.6	0.9	46.5	46.9	-9.8	-9.9	20.5	19.6
E1	blue flower	97.1	1.4	55.6	56.3	8.9	7.9	-23.9	-23.2
F1	bluish green	94.7	2.2	70.8	71.3	-30.8	-30.4	0.8	-1.3
A1	orange	98.0	1.9	64.4	65.0	35.8	34.4	53.5	52.3
B2	purplish blue	98.2	1.3	42.2	42.6	10.3	9.2	-41.2	-40.5
C2	moderate red	97.8	1.8	53.2	53.9	46.5	45.4	17.5	16.3
D2	purple	99.4	0.8	34.6	35.0	19.4	18.8	-17.3	-17.0
E2	yellow green	97.3	2.1	73.5	73.9	-22.2	-22.3	54.7	52.6
F2	orange yellow	98.2	1.8	72.9	73.5	19.7	18.5	64.6	63.2
A3	blue	98.9	1.1	33.2	33.5	11.4	10.5	-42.7	-42.2
B3	green	96.8	2.0	56.7	57.2	-33.0	-32.8	29.5	27.6
C3	red	98.5	1.5	45.9	46.5	51.1	50.6	25.4	24.1
D3	yellow	98.2	1.9	82.4	82.7	3.9	3.0	76.2	74.5
E3	magenta	97.2	2.0	54.6	55.3	46.9	45.4	-11.3	-10.3
F3	cyan	99.1	0.9	54.1	54.6	-19.1	-19.2	-24.9	-25.6
A4	white	100.0	0.3	95.9	95.9	0.3	0.1	2.6	2.3
B4	neutral 8	99.6	0.8	82.1	82.7	-0.3	-0.8	1.1	1.1
C4	neutral 6.5	99.3	1.0	69.6	70.3	-0.7	-1.3	0.0	0.1
D4	neutral 5	100.0	0.8	52.5	53.2	0.4	0.1	0.2	0.2
E4	neutral 3.5	100.0	0.6	40.0	40.6	0.8	0.6	0.1	-0.2
F4	black	100.0	0.3	29.1	29.4	1.3	1.1	0.3	0.3
A5	paper white	100.0	0.4	98.5	98.4	0.1	0.0	1.9	1.4
B5	Skin highlight L*=88	93.8	1.7	88.7	89.2	11.9	10.4	14.4	13.5
C5	Skin highlight L* =75	94.5	2.2	76.8	77.7	18.3	16.9	20.7	19.3
D5	Skin shadow L*=28	100.0	0.5	32.9	33.3	16.1	15.8	12.0	11.8
E5	Skin shadow L*=13	100.0	0.4	23.6	23.7	10.8	10.6	6.3	6.1
F5	Maximum Black	100.0	0.4	17.2	17.4	0.6	0.4	0.9	1.2

Summary Results	I* Color	I* tone	ΔE
Average Score for all patches	98.3	97.5	1.2
Worst 10% (3 lowest scoring patches)	94.4	94.4	2.2

50 Mluxhrs + 6 months

Printer: Canon Pro-1000 **Ink:** Canon Lucia Pro- 11 **Media:** Moab Entrada Natural 300gsm, no additional coating



Original Print Colors before light exposure



Colors after both light exposure + dark storage

				L*		a*		b*	
Patch #	Description	I* Color	ΔE	Before	After	Before	After	Before	After
A1	Dark Skin	91.9	2.4	41.0	42.3	12.4	12.1	12.8	10.9
B1	Light Skin	89.0	3.8	67.3	68.9	18.5	17.2	18.6	15.4
C1	Blue sky	100.0	1.2	51.1	52.1	-3.4	-3.8	-20.4	-20.7
D1	Foliage	90.7	2.7	46.3	47.1	-9.9	-9.7	20.5	17.8
E1	blue flower	96.2	1.8	55.8	57.0	8.9	7.7	-23.6	-22.7
F1	bluish green	86.5	4.8	70.7	71.7	-30.8	-29.6	0.5	-4.1
A1	orange	95.1	3.8	64.4	65.5	35.8	34.2	53.9	50.6
B2	purplish blue	97.4	1.9	41.8	42.7	10.1	8.8	-41.8	-40.8
C2	moderate red	94.8	3.4	53.0	54.4	46.6	45.3	18.0	15.1
D2	purple	99.4	1.0	34.4	35.2	19.1	18.5	-17.3	-17.0
E2	yellow green	91.9	5.3	73.5	74.4	-22.4	-22.3	54.5	49.3
F2	orange yellow	94.5	4.3	72.9	73.8	19.7	18.1	64.8	60.9
A3	blue	98.5	1.3	32.9	33.6	11.5	10.4	-43.2	-42.7
B3	green	91.0	4.6	56.6	57.5	-33.0	-32.7	29.3	24.8
C3	red	96.0	2.9	45.9	46.9	51.2	50.5	25.3	22.6
D3	yellow	94.3	4.9	82.4	83.1	4.1	2.9	75.9	71.2
E3	magenta	96.2	2.6	54.7	55.9	46.9	44.8	-11.3	-10.2
F3	cyan	94.9	2.3	53.9	54.7	-19.2	-18.8	-25.1	-27.1
A4	white	100.0	0.3	95.9	95.9	0.3	0.2	2.7	2.4
B4	neutral 8	99.7	1.0	82.0	82.9	-0.3	-0.9	0.9	1.0
C4	neutral 6.5	100.0	1.2	69.5	70.6	-0.8	-1.2	-0.1	-0.2
D4	neutral 5	98.2	1.3	52.5	53.6	0.5	0.3	0.3	-0.4
E4	neutral 3.5	96.3	1.2	40.0	40.8	0.6	0.6	0.1	-0.8
F4	black	100.0	0.6	29.3	29.7	1.1	1.2	0.4	0.0
A5	paper white	100.0	0.3	98.5	98.4	0.1	0.0	1.9	1.6
B5	Skin highlight L*=88	84.4	3.5	88.6	89.6	11.9	10.3	14.3	11.3
C5	Skin highlight L* =75	86.0	4.6	76.8	78.3	18.3	16.8	20.6	16.6
D5	Skin shadow L*=28	97.3	1.2	33.0	33.6	16.3	15.9	12.3	11.3
E5	Skin shadow L*=13	97.1	0.9	23.5	23.8	11.0	10.5	6.4	5.7
F5	Maximum Black	100.0	0.8	17.3	18.0	0.6	0.4	1.1	1.0

Summary Results	I* Color	I* tone	ΔE
Average Score for all patches	95.2	96.3	2.4
Worst 10% (3 lowest scoring patches)	85.6	92.4	5.0

100 Mluxhrs + 6 months

Printer: Canon Pro-1000 **Ink:** Canon Lucia Pro- 11 **Media:** Moab Entrada Natural 300gsm, no additional coating



Original Print Colors before light exposure



Colors after both light exposure + dark storage

Patch #	Description	I* Color	ΔE	L* Before	L* After	a* Before	a* After	b* Before	b* After
A1	Dark Skin	82.0	4.2	40.8	42.8	12.3	12.4	12.7	9.0
B1	Light Skin	74.9	7.6	67.1	69.8	18.4	17.3	18.6	11.6
C1	Blue sky	95.4	2.2	50.7	52.4	-3.5	-3.5	-20.7	-22.1
D1	Foliage	76.5	5.9	46.0	47.5	-10.2	-9.4	19.9	14.2
E1	blue flower	96.4	2.3	55.7	57.6	9.1	7.9	-23.3	-22.5
F1	bluish green	69.7	10.0	70.5	72.3	-31.0	-28.0	0.1	-9.3
A1	orange	88.6	8.1	64.2	66.2	35.9	33.8	53.7	46.1
B2	purplish blue	98.1	1.9	41.5	42.9	10.0	8.8	-41.9	-41.4
C2	moderate red	90.2	5.8	52.9	55.1	46.4	45.1	17.9	12.7
D2	purple	99.6	1.5	34.2	35.6	19.0	18.4	-17.3	-17.1
E2	yellow green	80.7	12.0	73.3	75.1	-22.5	-21.9	54.3	42.5
F2	orange yellow	87.1	9.4	72.8	74.6	19.7	17.6	64.7	55.7
A3	blue	98.9	1.4	32.6	33.6	11.7	10.7	-43.1	-43.1
B3	green	78.5	10.2	56.3	58.0	-33.3	-32.1	29.1	19.1
C3	red	93.1	4.7	45.9	47.5	51.1	50.6	25.2	20.8
D3	yellow	86.3	11.0	82.2	83.7	4.2	2.4	76.0	65.2
E3	magenta	95.6	3.3	54.7	56.7	46.9	44.6	-11.3	-10.0
F3	cyan	87.8	4.6	53.5	55.0	-19.4	-18.1	-25.6	-29.8
A4	white	99.1	0.6	95.8	96.1	0.3	0.2	2.8	2.3
B4	neutral 8	98.1	1.6	82.0	83.4	-0.2	-0.5	1.1	0.4
C4	neutral 6.5	96.4	2.0	69.3	71.2	-0.8	-1.0	-0.2	-1.0
D4	neutral 5	90.6	2.2	52.4	54.0	0.5	0.6	0.0	-1.4
E4	neutral 3.5	86.9	2.2	39.9	41.1	0.7	0.9	0.0	-1.7
F4	black	96.1	1.0	29.1	29.7	1.2	1.3	0.3	-0.6
A5	paper white	100.0	0.2	98.5	98.4	0.2	0.0	1.8	1.8
B5	Skin highlight L*=88	62.3	7.7	88.6	90.2	12.0	10.5	14.3	6.9
C5	Skin highlight L* =75	68.5	9.5	76.7	79.2	18.2	16.9	20.7	11.6
D5	Skin shadow L*=28	93.6	2.0	32.8	33.6	15.9	15.9	12.2	10.4
E5	Skin shadow L*=13	96.7	0.9	23.3	23.5	10.8	10.6	6.4	5.5
F5	Maximum Black	100.0	1.0	17.2	18.2	0.6	0.4	1.1	1.1

Summary Results	I* Color	I* tone	ΔE
Average Score for all patches	88.9	93.9	4.6
Worst 10% (3 lowest scoring patches)	66.9	87.7	11.1

200 Mluxhrs + 6 months

Printer: Canon Pro-1000 **Ink:** Canon Lucia Pro- 11 **Media:** Moab Entrada Natural 300gsm, no additional coating



Original Print Colors before light exposure



Colors after both light exposure + dark storage

Patch #	Description	I* Color	ΔE	L* Before	L* After	a* Before	a* After	b* Before	b* After
A1	Dark Skin	100.0	0.5	40.8	41.3	12.6	12.3	12.4	12.4
B1	Light Skin	98.5	1.1	67.2	67.8	18.4	17.5	19.7	19.6
C1	Blue sky	100.0	0.5	51.1	51.4	-3.3	-3.6	-19.8	-19.6
D1	Foliage	100.0	0.3	46.1	46.3	-10.0	-10.0	20.6	20.6
E1	blue flower	98.1	1.1	55.3	55.7	8.9	8.1	-24.1	-23.5
F1	bluish green	99.8	0.6	70.8	71.0	-31.0	-31.1	1.7	1.2
A1	orange	99.3	1.0	64.2	64.4	36.1	35.2	53.5	53.4
B2	purplish blue	98.0	1.4	41.8	42.1	10.2	9.3	-41.4	-40.4
C2	moderate red	99.2	1.0	53.0	53.4	46.6	45.7	17.6	17.3
D2	purple	100.0	0.5	34.5	34.6	19.1	18.7	-16.9	-16.6
E2	yellow green	100.0	0.5	73.5	73.6	-22.3	-22.3	55.4	54.9
F2	orange yellow	99.3	1.0	72.8	73.0	19.8	19.0	65.1	64.7
A3	blue	99.1	0.9	32.9	33.1	11.6	10.9	-42.6	-42.0
B3	green	100.0	0.3	56.5	56.7	-33.3	-33.3	30.0	29.8
C3	red	99.7	0.7	45.8	46.0	51.0	50.6	25.7	25.2
D3	yellow	99.9	0.6	82.2	82.3	4.0	3.4	76.3	76.2
E3	magenta	97.6	1.7	54.4	54.8	47.3	46.0	-11.6	-10.6
F3	cyan	100.0	0.4	53.8	54.0	-19.6	-19.9	-24.5	-24.5
A4	white	100.0	0.2	95.9	95.9	0.3	0.1	2.8	2.7
B4	neutral 8	99.8	0.6	82.1	82.5	-0.4	-0.8	1.0	1.3
C4	neutral 6.5	99.3	0.8	69.5	70.0	-0.8	-1.3	0.3	0.6
D4	neutral 5	100.0	0.6	52.4	52.8	0.5	0.2	0.5	0.7
E4	neutral 3.5	100.0	0.4	39.7	39.9	0.7	0.5	0.1	0.2
F4	black	100.0	0.3	28.9	29.0	1.2	1.0	0.5	0.7
A5	paper white	100.0	0.2	98.5	98.4	0.1	0.0	1.8	1.7
B5	Skin highlight L*=88	96.7	1.2	88.6	88.9	11.9	10.8	15.1	15.3
C5	Skin highlight L* =75	97.6	1.3	76.8	77.3	18.3	17.1	21.6	21.7
D5	Skin shadow L*=28	100.0	0.4	32.6	32.8	16.2	15.9	11.8	12.0
E5	Skin shadow L*=13	100.0	0.2	23.4	23.4	10.7	10.5	6.4	6.5
F5	Maximum Black	100.0	0.4	17.1	17.3	0.6	0.5	1.1	1.4

Summary Results	I* Color	I* tone	ΔE
Average Score for all patches	99.4	98.4	0.7
Worst 10% (3 lowest scoring patches)	97.3	97.1	1.5

20 Mluxhrs + 1 year

Printer: Canon Pro-1000 **Ink:** Canon Lucia Pro- 11 **Media:** Moab Entrada Natural 300gsm, no additional coating



Original Print Colors before light exposure



Colors after both light exposure + dark storage

Patch #	Description	I* Color	ΔE	L* Before	L* After	a* Before	a* After	b* Before	b* After
A1	Dark Skin	98.5	1.1	40.8	41.7	12.7	12.3	12.4	11.7
B1	Light Skin	95.6	2.0	67.2	68.3	18.4	17.2	18.9	17.7
C1	Blue sky	99.1	0.8	51.5	51.9	-3.1	-3.7	-19.7	-20.0
D1	Foliage	98.3	1.0	46.5	46.9	-9.8	-9.9	20.5	19.6
E1	blue flower	96.7	1.5	55.6	56.3	8.9	7.8	-23.9	-23.1
F1	bluish green	94.7	2.2	70.8	71.4	-30.8	-30.4	0.8	-1.3
A1	orange	98.2	1.8	64.4	65.1	35.8	34.5	53.5	52.4
B2	purplish blue	98.0	1.4	42.2	42.6	10.3	9.2	-41.2	-40.3
C2	moderate red	98.1	1.7	53.2	54.0	46.5	45.5	17.5	16.4
D2	purple	99.4	0.8	34.6	35.0	19.4	18.9	-17.3	-16.9
E2	yellow green	97.5	2.0	73.5	73.9	-22.2	-22.3	54.7	52.7
F2	orange yellow	98.4	1.7	72.9	73.5	19.7	18.6	64.6	63.4
A3	blue	98.8	1.1	33.2	33.5	11.4	10.5	-42.7	-42.2
B3	green	97.0	1.9	56.7	57.2	-33.0	-32.8	29.5	27.7
C3	red	98.7	1.4	45.9	46.5	51.1	50.7	25.4	24.2
D3	yellow	98.4	1.8	82.4	82.7	3.9	3.1	76.2	74.7
E3	magenta	97.2	2.0	54.6	55.3	46.9	45.4	-11.3	-10.2
F3	cyan	99.4	0.9	54.1	54.6	-19.1	-19.3	-24.9	-25.5
A4	white	100.0	0.2	95.9	96.0	0.3	0.1	2.6	2.5
B4	neutral 8	99.3	0.8	82.1	82.7	-0.3	-0.8	1.1	1.2
C4	neutral 6.5	98.8	1.0	69.6	70.4	-0.7	-1.3	0.0	0.2
D4	neutral 5	100.0	0.8	52.5	53.3	0.4	0.1	0.2	0.2
E4	neutral 3.5	100.0	0.6	40.0	40.6	0.8	0.6	0.1	-0.1
F4	black	100.0	0.3	29.1	29.3	1.3	1.2	0.3	0.2
A5	paper white	100.0	0.3	98.5	98.4	0.1	0.0	1.9	1.6
B5	Skin highlight L*=88	94.3	1.7	88.7	89.3	11.9	10.4	14.4	13.7
C5	Skin highlight L* =75	94.7	2.2	76.8	77.8	18.3	16.9	20.7	19.3
D5	Skin shadow L*=28	100.0	0.5	32.9	33.3	16.1	15.8	12.0	11.8
E5	Skin shadow L*=13	100.0	0.3	23.6	23.6	10.8	10.6	6.3	6.1
F5	Maximum Black	100.0	0.5	17.2	17.5	0.6	0.5	0.9	1.3

Summary Results	I* Color	I* tone	ΔE
Average Score for all patches	98.3	97.4	1.2
Worst 10% (3 lowest scoring patches)	94.6	94.3	2.1

50 Mluxhrs + 1 year

Printer: Canon Pro-1000 **Ink:** Canon Lucia Pro- 11 **Media:** Moab Entrada Natural 300gsm, no additional coating



Original Print Colors before light exposure



Colors after both light exposure + dark storage

Patch #	Description	I* Color	ΔE	L* Before	L* After	a* Before	a* After	b* Before	b* After
A1	Dark Skin	92.7	2.2	41.0	42.2	12.4	12.1	12.8	11.0
B1	Light Skin	89.3	3.7	67.3	68.9	18.5	17.1	18.6	15.5
C1	Blue sky	100.0	1.1	51.1	52.0	-3.4	-3.8	-20.4	-20.7
D1	Foliage	90.3	2.8	46.3	47.1	-9.9	-9.8	20.5	17.7
E1	blue flower	96.2	1.8	55.8	56.9	8.9	7.7	-23.6	-22.6
F1	bluish green	86.5	4.7	70.7	71.5	-30.8	-29.5	0.5	-4.0
A1	orange	95.1	3.8	64.4	65.4	35.8	34.1	53.9	50.7
B2	purplish blue	97.6	1.7	41.8	42.5	10.1	8.9	-41.8	-40.9
C2	moderate red	95.1	3.2	53.0	54.3	46.6	45.2	18.0	15.3
D2	purple	99.1	1.1	34.4	35.1	19.1	18.5	-17.3	-16.9
E2	yellow green	91.9	5.3	73.5	74.2	-22.4	-22.3	54.5	49.2
F2	orange yellow	94.5	4.3	72.9	73.8	19.7	18.1	64.8	60.9
A3	blue	98.4	1.3	32.9	33.5	11.5	10.4	-43.2	-42.6
B3	green	90.9	4.6	56.6	57.3	-33.0	-32.6	29.3	24.8
C3	red	96.3	2.8	45.9	46.9	51.2	50.4	25.3	22.8
D3	yellow	94.4	4.8	82.4	83.0	4.1	2.8	75.9	71.3
E3	magenta	95.9	2.7	54.7	55.9	46.9	44.8	-11.3	-10.0
F3	cyan	95.2	2.2	53.9	54.7	-19.2	-18.8	-25.1	-27.0
A4	white	100.0	0.2	95.9	95.8	0.3	0.1	2.7	2.6
B4	neutral 8	99.4	0.9	82.0	82.8	-0.3	-0.9	0.9	1.1
C4	neutral 6.5	100.0	1.2	69.5	70.6	-0.8	-1.2	-0.1	-0.2
D4	neutral 5	99.1	1.2	52.5	53.5	0.5	0.3	0.3	-0.3
E4	neutral 3.5	96.7	1.1	40.0	40.8	0.6	0.6	0.1	-0.8
F4	black	100.0	0.5	29.3	29.7	1.1	1.1	0.4	0.1
A5	paper white	100.0	0.3	98.5	98.3	0.1	0.0	1.9	1.8
B5	Skin highlight L*=88	84.9	3.4	88.6	89.5	11.9	10.3	14.3	11.4
C5	Skin highlight L* =75	86.5	4.4	76.8	78.2	18.3	16.7	20.6	16.7
D5	Skin shadow L*=28	98.1	1.0	33.0	33.5	16.3	15.9	12.3	11.5
E5	Skin shadow L*=13	98.0	0.8	23.5	23.8	11.0	10.5	6.4	5.9
F5	Maximum Black	100.0	0.6	17.3	17.8	0.6	0.4	1.1	1.1

Summary Results	I* Color	I* tone	ΔE
Average Score for all patches	95.4	96.3	2.3
Worst 10% (3 lowest scoring patches)	86.0	92.0	5.0

100 Mluxhrs + 1 year

Printer: Canon Pro-1000 **Ink:** Canon Lucia Pro- 11 **Media:** Moab Entrada Natural 300gsm, no additional coating



Original Print Colors before light exposure

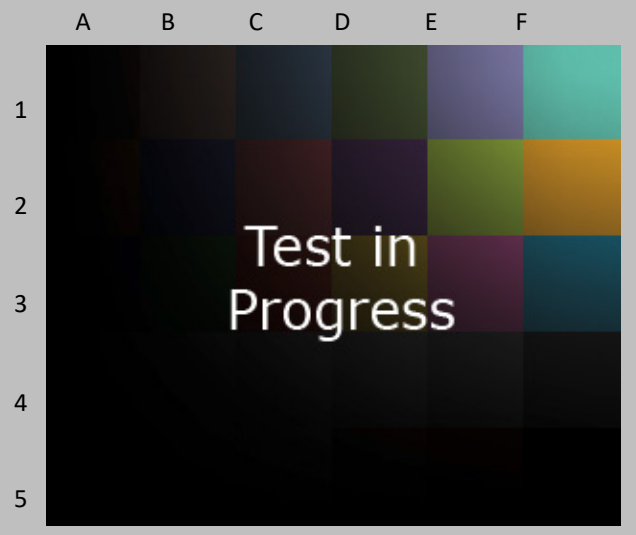

Colors after both light exposure + dark storage

Patch #	Description	I* Color	ΔE	L* Before	L* After	a* Before	a* After	b* Before	b* After
A1	Dark Skin			40.8		12.3		12.7	
B1	Light Skin			67.1		18.4		18.6	
C1	Blue sky			50.7		-3.5		-20.7	
D1	Foliage			46.0		-10.2		19.9	
E1	blue flower			55.7		9.1		-23.3	
F1	bluish green			70.5		-31.0		0.1	
A1	orange			64.2		35.9		53.7	
B2	purplish blue			41.5		10.0		-41.9	
C2	moderate red			52.9		46.4		17.9	
D2	purple			34.2		19.0		-17.3	
E2	yellow green			73.3		-22.5		54.3	
F2	orange yellow			72.8		19.7		64.7	
A3	blue			32.6		11.7		-43.1	
B3	green			56.3		-33.3		29.1	
C3	red			45.9		51.1		25.2	
D3	yellow			82.2		4.2		76.0	
E3	magenta			54.7		46.9		-11.3	
F3	cyan			53.5		-19.4		-25.6	
A4	white			95.8		0.3		2.8	
B4	neutral 8			82.0		-0.2		1.1	
C4	neutral 6.5			69.3		-0.8		-0.2	
D4	neutral 5			52.4		0.5		0.0	
E4	neutral 3.5			39.9		0.7		0.0	
F4	black			29.1		1.2		0.3	
A5	paper white			98.5		0.2		1.8	
B5	Skin highlight L*=88			88.6		12.0		14.3	
C5	Skin highlight L* =75			76.7		18.2		20.7	
D5	Skin shadow L*=28			32.8		15.9		12.2	
E5	Skin shadow L*=13			23.3		10.8		6.4	
F5	Maximum Black			17.2		0.6		1.1	

Summary Results	I* Color	I* tone	ΔE
Average Score for all patches			
Worst 10% (3 lowest scoring patches)			

200 Mluxhrs + 1 year

Printer: Canon Pro-1000 **Ink:** Canon Lucia Pro- 11 **Media:** Moab Entrada Natural 300gsm, no additional coating



Original Print Colors before light exposure



Colors after both light exposure + dark storage

Patch #	Description	I* Color	ΔE	L* Before	L* After	a* Before	a* After	b* Before	b* After
A1	Dark Skin	100.0	0.6	40.8	41.3	12.6	12.3	12.4	12.3
B1	Light Skin	98.3	1.1	67.2	67.7	18.4	17.4	19.7	19.6
C1	Blue sky	100.0	0.6	51.1	51.4	-3.3	-3.7	-19.8	-19.5
D1	Foliage	100.0	0.3	46.1	46.3	-10.0	-10.1	20.6	20.7
E1	blue flower	97.8	1.1	55.3	55.6	8.9	8.1	-24.1	-23.4
F1	bluish green	100.0	0.5	70.8	70.9	-31.0	-31.0	1.7	1.2
A1	orange	99.2	1.1	64.2	64.3	36.1	35.1	53.5	53.4
B2	purplish blue	97.7	1.5	41.8	42.0	10.2	9.2	-41.4	-40.3
C2	moderate red	99.2	1.0	53.0	53.3	46.6	45.7	17.6	17.3
D2	purple	100.0	0.5	34.5	34.6	19.1	18.7	-16.9	-16.6
E2	yellow green	99.8	0.6	73.5	73.5	-22.3	-22.3	55.4	54.8
F2	orange yellow	99.2	1.1	72.8	72.8	19.8	18.9	65.1	64.6
A3	blue	98.9	1.0	32.9	33.0	11.6	10.8	-42.6	-42.0
B3	green	100.0	0.3	56.5	56.6	-33.3	-33.2	30.0	29.7
C3	red	99.5	0.8	45.8	45.9	51.0	50.5	25.7	25.1
D3	yellow	99.7	0.7	82.2	82.2	4.0	3.3	76.3	76.1
E3	magenta	97.2	1.9	54.4	54.6	47.3	45.8	-11.6	-10.5
F3	cyan	100.0	0.4	53.8	53.9	-19.6	-19.9	-24.5	-24.5
A4	white	100.0	0.3	95.9	95.7	0.3	0.1	2.8	2.8
B4	neutral 8	98.8	0.7	82.1	82.4	-0.4	-0.8	1.0	1.4
C4	neutral 6.5	98.7	0.7	69.5	69.9	-0.8	-1.3	0.3	0.7
D4	neutral 5	100.0	0.5	52.4	52.7	0.5	0.2	0.5	0.6
E4	neutral 3.5	100.0	0.4	39.7	39.9	0.7	0.5	0.1	0.2
F4	black	100.0	0.2	28.9	28.9	1.2	1.0	0.5	0.6
A5	paper white	100.0	0.3	98.5	98.2	0.1	0.0	1.8	1.8
B5	Skin highlight L*=88	96.0	1.3	88.6	88.8	11.9	10.6	15.1	15.4
C5	Skin highlight L* =75	97.3	1.3	76.8	77.2	18.3	17.0	21.6	21.7
D5	Skin shadow L*=28	100.0	0.3	32.6	32.8	16.2	15.9	11.8	12.0
E5	Skin shadow L*=13	100.0	0.2	23.4	23.4	10.7	10.5	6.4	6.3
F5	Maximum Black	100.0	0.2	17.1	17.2	0.6	0.5	1.1	1.2

Summary Results	I* Color	I* tone	ΔE
Average Score for all patches	99.2	98.5	0.7
Worst 10% (3 lowest scoring patches)	96.8	96.8	1.6

20 Mluxhrs + 2 years

Printer: Canon Pro-1000 **Ink:** Canon Lucia Pro- 11 **Media:** Moab Entrada Natural 300gsm, no additional coating



Original Print Colors before light exposure



Colors after both light exposure + dark storage

Patch #	Description	I* Color	ΔE	L* Before	L* After	a* Before	a* After	b* Before	b* After
A1	Dark Skin	98.3	1.1	40.8	41.6	12.7	12.3	12.4	11.7
B1	Light Skin	95.4	2.0	67.2	68.2	18.4	17.1	18.9	17.7
C1	Blue sky	99.3	0.7	51.5	51.9	-3.1	-3.7	-19.7	-19.9
D1	Foliage	98.1	1.0	46.5	46.9	-9.8	-9.9	20.5	19.5
E1	blue flower	96.4	1.5	55.6	56.2	8.9	7.8	-23.9	-23.0
F1	bluish green	94.8	2.1	70.8	71.2	-30.8	-30.3	0.8	-1.3
A1	orange	97.9	1.9	64.4	64.9	35.8	34.4	53.5	52.3
B2	purplish blue	97.6	1.6	42.2	42.5	10.3	9.1	-41.2	-40.2
C2	moderate red	97.8	1.7	53.2	53.9	46.5	45.4	17.5	16.4
D2	purple	99.1	0.8	34.6	35.0	19.4	18.9	-17.3	-16.9
E2	yellow green	97.0	2.3	73.5	73.7	-22.2	-22.2	54.7	52.4
F2	orange yellow	98.0	1.9	72.9	73.3	19.7	18.6	64.6	63.1
A3	blue	98.5	1.2	33.2	33.4	11.4	10.5	-42.7	-42.0
B3	green	96.8	1.9	56.7	57.0	-33.0	-32.8	29.5	27.6
C3	red	98.5	1.4	45.9	46.4	51.1	50.5	25.4	24.2
D3	yellow	98.1	1.9	82.4	82.6	3.9	3.1	76.2	74.5
E3	magenta	96.8	2.2	54.6	55.2	46.9	45.3	-11.3	-10.1
F3	cyan	99.7	0.7	54.1	54.5	-19.1	-19.2	-24.9	-25.4
A4	white	100.0	0.3	95.9	95.7	0.3	0.1	2.6	2.7
B4	neutral 8	98.2	0.8	82.1	82.5	-0.3	-0.8	1.1	1.4
C4	neutral 6.5	98.8	0.9	69.6	70.2	-0.7	-1.3	0.0	0.2
D4	neutral 5	100.0	0.7	52.5	53.1	0.4	0.1	0.2	0.2
E4	neutral 3.5	100.0	0.6	40.0	40.5	0.8	0.6	0.1	-0.1
F4	black	100.0	0.2	29.1	29.3	1.3	1.1	0.3	0.3
A5	paper white	100.0	0.4	98.5	98.2	0.1	0.0	1.9	1.8
B5	Skin highlight L*=88	94.3	1.6	88.7	89.0	11.9	10.5	14.4	13.7
C5	Skin highlight L* =75	94.8	2.1	76.8	77.6	18.3	16.9	20.7	19.3
D5	Skin shadow L*=28	100.0	0.5	32.9	33.3	16.1	15.8	12.0	11.9
E5	Skin shadow L*=13	100.0	0.3	23.6	23.6	10.8	10.6	6.3	6.2
F5	Maximum Black	100.0	0.5	17.2	17.5	0.6	0.4	0.9	1.2

Summary Results	I* Color	I* tone	ΔE
Average Score for all patches	98.1	97.4	1.2
Worst 10% (3 lowest scoring patches)	94.6	94.2	2.2

50 Mluxhrs + 2 years

Printer: Canon Pro-1000 **Ink:** Canon Lucia Pro- 11 **Media:** Moab Entrada Natural 300gsm, no additional coating



Original Print Colors before light exposure



Colors after both light exposure + dark storage

				L*		a*		b*	
Patch #	Description	I* Color	ΔE	Before	After	Before	After	Before	After
A1	Dark Skin	92.7	2.2	41.0	42.3	12.4	12.2	12.8	11.0
B1	Light Skin	89.5	3.6	67.3	68.9	18.5	17.1	18.6	15.6
C1	Blue sky	100.0	1.1	51.1	52.0	-3.4	-3.8	-20.4	-20.7
D1	Foliage	90.3	2.8	46.3	47.1	-9.9	-9.8	20.5	17.7
E1	blue flower	96.0	1.8	55.8	56.9	8.9	7.8	-23.6	-22.5
F1	bluish green	86.8	4.7	70.7	71.6	-30.8	-29.6	0.5	-3.9
A1	orange	95.0	3.9	64.4	65.4	35.8	34.1	53.9	50.6
B2	purplish blue	97.2	1.9	41.8	42.6	10.1	8.8	-41.8	-40.7
C2	moderate red	95.1	3.3	53.0	54.4	46.6	45.2	18.0	15.3
D2	purple	99.0	1.2	34.4	35.2	19.1	18.4	-17.3	-16.9
E2	yellow green	91.5	5.5	73.5	74.3	-22.4	-22.2	54.5	49.0
F2	orange yellow	94.4	4.4	72.9	73.8	19.7	18.2	64.8	60.7
A3	blue	98.1	1.5	32.9	33.6	11.5	10.4	-43.2	-42.4
B3	green	90.6	4.7	56.6	57.4	-33.0	-32.6	29.3	24.6
C3	red	96.3	2.8	45.9	46.9	51.2	50.5	25.3	22.7
D3	yellow	94.4	4.8	82.4	83.0	4.1	2.9	75.9	71.3
E3	magenta	95.7	2.9	54.7	55.9	46.9	44.7	-11.3	-9.9
F3	cyan	95.7	2.0	53.9	54.7	-19.2	-18.9	-25.1	-26.9
A4	white	100.0	0.2	95.9	95.9	0.3	0.2	2.7	2.8
B4	neutral 8	99.8	1.0	82.0	82.9	-0.3	-0.8	0.9	1.2
C4	neutral 6.5	100.0	1.2	69.5	70.6	-0.8	-1.2	-0.1	-0.1
D4	neutral 5	99.3	1.2	52.5	53.6	0.5	0.3	0.3	-0.3
E4	neutral 3.5	96.6	1.2	40.0	40.9	0.6	0.6	0.1	-0.8
F4	black	100.0	0.5	29.3	29.8	1.1	1.2	0.4	0.1
A5	paper white	100.0	0.3	98.5	98.3	0.1	0.0	1.9	2.1
B5	Skin highlight L*=88	85.6	3.3	88.6	89.5	11.9	10.3	14.3	11.5
C5	Skin highlight L* =75	86.8	4.4	76.8	78.2	18.3	16.8	20.6	16.8
D5	Skin shadow L*=28	97.9	1.1	33.0	33.5	16.3	15.9	12.3	11.4
E5	Skin shadow L*=13	97.7	0.9	23.5	24.0	11.0	10.5	6.4	5.8
F5	Maximum Black	100.0	0.5	17.3	17.8	0.6	0.4	1.1	1.3

Summary Results	I* Color	I* tone	ΔE
Average Score for all patches	95.4	96.3	2.4
Worst 10% (3 lowest scoring patches)	86.4	91.9	5.0

100 Mluxhrs + 2 years

Printer: Canon Pro-1000 **Ink:** Canon Lucia Pro- 11 **Media:** Moab Entrada Natural 300gsm, no additional coating



Original Print Colors before light exposure

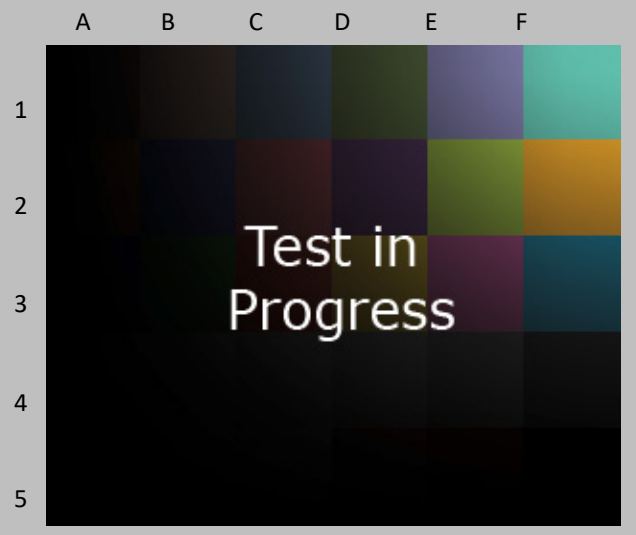

Colors after both light exposure + dark storage

Patch #	Description	I* Color	ΔE	L* Before	L* After	a* Before	a* After	b* Before	b* After
A1	Dark Skin			40.8	34.9	12.3		12.7	
B1	Light Skin			67.1	63.1	18.4		18.6	
C1	Blue sky			50.7	46.8	-3.5		-20.7	
D1	Foliage			46.0	40.2	-10.2		19.9	
E1	blue flower			55.7	52.3	9.1		-23.3	
F1	bluish green			70.5	65.9	-31.0		0.1	
A1	orange			64.2	58.6	35.9		53.7	
B2	purplish blue			41.5	37.0	10.0		-41.9	
C2	moderate red			52.9	46.6	46.4		17.9	
D2	purple			34.2	26.2	19.0		-17.3	
E2	yellow green			73.3	66.9	-22.5		54.3	
F2	orange yellow			72.8	67.1	19.7		64.7	
A3	blue			32.6	25.6	11.7		-43.1	
B3	green			56.3	49.3	-33.3		29.1	
C3	red			45.9	37.8	51.1		25.2	
D3	yellow			82.2	76.5	4.2		76.0	
E3	magenta			54.7	48.1	46.9		-11.3	
F3	cyan			53.5	48.3	-19.4		-25.6	
A4	white			95.8	92.2	0.3		2.8	
B4	neutral 8			82.0	76.0	-0.2		1.1	
C4	neutral 6.5			69.3	65.3	-0.8		-0.2	
D4	neutral 5			52.4	48.4	0.5		0.0	
E4	neutral 3.5			39.9	34.2	0.7		0.0	
F4	black			29.1	17.5	1.2		0.3	
A5	paper white			98.5	95.1	0.2		1.8	
B5	Skin highlight L*=88			88.6	84.2	12.0		14.3	
C5	Skin highlight L* =75			76.7	72.1	18.2		20.7	
D5	Skin shadow L*=28			32.8	23.2	15.9		12.2	
E5	Skin shadow L*=13			23.3	11.6	10.8		6.4	
F5	Maximum Black			17.2	4.2	0.6		1.1	
Summary Results		I* Color	I* tone	ΔE					
Average Score for all patches									
Worst 10% (3 lowest scoring patches)									

200 Mluxhrs + 2 years

Printer: Canon Pro-1000 **Ink:** Canon Lucia Pro- 11 **Media:** Moab Entrada Natural 300gsm, no additional coating



Original Print Colors before light exposure



Colors after both light exposure + dark storage

Patch #	Description	I* Color	ΔE	L* Before	L* After	a* Before	a* After	b* Before	b* After
A1	Dark Skin	100.0	0.6	40.8	41.3	12.6	12.3	12.4	12.4
B1	Light Skin	98.3	1.1	67.2	67.8	18.4	17.4	19.7	19.7
C1	Blue sky	100.0	0.6	51.1	51.4	-3.3	-3.6	-19.8	-19.5
D1	Foliage	100.0	0.2	46.1	46.3	-10.0	-10.1	20.6	20.6
E1	blue flower	97.2	1.3	55.3	55.7	8.9	8.1	-24.1	-23.3
F1	bluish green	100.0	0.5	70.8	70.9	-31.0	-31.1	1.7	1.3
A1	orange	99.3	1.0	64.2	64.4	36.1	35.2	53.5	53.4
B2	purplish blue	97.5	1.6	41.8	42.0	10.2	9.2	-41.4	-40.2
C2	moderate red	99.1	1.0	53.0	53.4	46.6	45.7	17.6	17.5
D2	purple	99.6	0.6	34.5	34.7	19.1	18.6	-16.9	-16.5
E2	yellow green	99.7	0.7	73.5	73.5	-22.3	-22.3	55.4	54.7
F2	orange yellow	99.2	1.0	72.8	72.9	19.8	19.0	65.1	64.6
A3	blue	98.8	1.0	32.9	33.0	11.6	10.8	-42.6	-41.9
B3	green	100.0	0.3	56.5	56.6	-33.3	-33.2	30.0	29.7
C3	red	99.6	0.8	45.8	46.0	51.0	50.5	25.7	25.2
D3	yellow	99.9	0.6	82.2	82.3	4.0	3.4	76.3	76.2
E3	magenta	96.9	2.0	54.4	54.7	47.3	45.8	-11.6	-10.3
F3	cyan	100.0	0.4	53.8	54.0	-19.6	-20.0	-24.5	-24.4
A4	white	100.0	0.4	95.9	95.8	0.3	0.1	2.8	3.1
B4	neutral 8	98.0	0.7	82.1	82.4	-0.4	-0.8	1.0	1.5
C4	neutral 6.5	97.9	0.8	69.5	69.9	-0.8	-1.4	0.3	0.8
D4	neutral 5	100.0	0.6	52.4	52.7	0.5	0.1	0.5	0.7
E4	neutral 3.5	100.0	0.4	39.7	39.9	0.7	0.4	0.1	0.3
F4	black	100.0	0.3	28.9	28.9	1.2	1.0	0.5	0.7
A5	paper white	100.0	0.3	98.5	98.3	0.1	0.0	1.8	2.0
B5	Skin highlight L*=88	96.3	1.2	88.6	88.8	11.9	10.7	15.1	15.5
C5	Skin highlight L* =75	97.5	1.3	76.8	77.2	18.3	17.1	21.6	21.8
D5	Skin shadow L*=28	100.0	0.4	32.6	32.8	16.2	15.9	11.8	12.1
E5	Skin shadow L*=13	100.0	0.3	23.4	23.5	10.7	10.4	6.4	6.4
F5	Maximum Black	100.0	0.4	17.1	17.4	0.6	0.4	1.1	1.4

Summary Results	I* Color	I* tone	ΔE
Average Score for all patches	99.2	98.4	0.7
Worst 10% (3 lowest scoring patches)	96.8	96.9	1.6

20 Mluxhrs + 3 years

Printer: Canon Pro-1000 **Ink:** Canon Lucia Pro- 11 **Media:** Moab Entrada Natural 300gsm, no additional coating



Original Print Colors before light exposure



Colors after both light exposure + dark storage

Patch #	Description	I* Color	ΔE	L* Before	L* After	a* Before	a* After	b* Before	b* After
A1	Dark Skin	98.4	1.2	40.8	41.7	12.7	12.3	12.4	11.7
B1	Light Skin	95.7	1.9	67.2	68.2	18.4	17.2	18.9	17.7
C1	Blue sky	98.3	0.9	51.5	51.9	-3.1	-4.0	-19.7	-19.6
D1	Foliage	97.7	1.1	46.5	46.9	-9.8	-9.8	20.5	19.4
E1	blue flower	94.5	2.0	55.6	56.3	8.9	7.6	-23.9	-22.6
F1	bluish green	95.0	2.1	70.8	71.2	-30.8	-30.1	0.8	-1.2
A1	orange	97.3	2.3	64.4	64.9	35.8	34.5	53.5	51.7
B2	purplish blue	96.6	2.0	42.2	42.7	10.3	8.8	-41.2	-39.8
C2	moderate red	97.6	1.9	53.2	53.9	46.5	45.4	17.5	16.2
D2	purple	97.6	1.3	34.6	35.2	19.4	18.5	-17.3	-16.6
E2	yellow green	96.6	2.5	73.5	73.7	-22.2	-22.2	54.7	52.1
F2	orange yellow	97.9	1.9	72.9	73.3	19.7	18.7	64.6	62.9
A3	blue	98.5	1.2	33.2	33.5	11.4	10.5	-42.7	-42.0
B3	green	96.7	2.0	56.7	57.1	-33.0	-32.6	29.5	27.6
C3	red	98.4	1.5	45.9	46.5	51.1	50.4	25.4	24.2
D3	yellow	97.8	2.2	82.4	82.6	3.9	3.3	76.2	74.1
E3	magenta	96.7	2.2	54.6	55.2	46.9	45.3	-11.3	-10.1
F3	cyan	100.0	0.6	54.1	54.5	-19.1	-19.4	-24.9	-25.2
A4	white	100.0	0.4	95.9	95.8	0.3	0.1	2.6	3.0
B4	neutral 8	97.6	0.8	82.1	82.5	-0.3	-0.8	1.1	1.5
C4	neutral 6.5	99.8	0.9	69.6	70.3	-0.7	-1.2	0.0	0.2
D4	neutral 5	100.0	0.7	52.5	53.2	0.4	0.2	0.2	0.3
E4	neutral 3.5	100.0	0.7	40.0	40.6	0.8	0.6	0.1	-0.3
F4	black	100.0	0.4	29.1	29.5	1.3	1.1	0.3	0.3
A5	paper white	100.0	0.3	98.5	98.3	0.1	0.0	1.9	2.0
B5	Skin highlight L*=88	95.1	1.5	88.7	89.1	11.9	10.5	14.4	13.8
C5	Skin highlight L* =75	94.4	2.2	76.8	77.6	18.3	16.9	20.7	19.2
D5	Skin shadow L*=28	100.0	0.5	32.9	33.3	16.1	15.9	12.0	11.9
E5	Skin shadow L*=13	100.0	0.6	23.6	23.9	10.8	10.4	6.3	6.1
F5	Maximum Black	100.0	0.6	17.2	17.6	0.6	0.4	0.9	1.2

Summary Results	I* Color	I* tone	ΔE
Average Score for all patches	97.9	97.4	1.4
Worst 10% (3 lowest scoring patches)	94.6	94.4	2.3

50 Mluxhrs + 3 years

Printer: Canon Pro-1000 **Ink:** Canon Lucia Pro- 11 **Media:** Moab Entrada Natural 300gsm, no additional coating



Original Print Colors before light exposure



Colors after both light exposure + dark storage

Patch #	Description	I* Color	ΔE	L* Before	L* After	a* Before	a* After	b* Before	b* After
A1	Dark Skin	91.6	2.4	41.0	42.3	12.4	12.1	12.8	10.8
B1	Light Skin	89.4	3.6	67.3	68.8	18.5	17.2	18.6	15.6
C1	Blue sky	100.0	1.1	51.1	52.1	-3.4	-3.8	-20.4	-20.6
D1	Foliage	90.7	2.7	46.3	47.1	-9.9	-9.7	20.5	17.8
E1	blue flower	95.1	2.0	55.8	56.9	8.9	7.6	-23.6	-22.4
F1	bluish green	86.8	4.6	70.7	71.5	-30.8	-29.4	0.5	-3.9
A1	orange	94.8	4.0	64.4	65.4	35.8	34.1	53.9	50.5
B2	purplish blue	96.5	2.2	41.8	42.7	10.1	8.6	-41.8	-40.4
C2	moderate red	94.8	3.3	53.0	54.3	46.6	45.2	18.0	15.2
D2	purple	98.7	1.2	34.4	35.2	19.1	18.4	-17.3	-16.8
E2	yellow green	91.6	5.5	73.5	74.2	-22.4	-22.1	54.5	49.1
F2	orange yellow	94.3	4.4	72.9	73.7	19.7	18.1	64.8	60.7
A3	blue	97.8	1.6	32.9	33.6	11.5	10.3	-43.2	-42.3
B3	green	90.6	4.7	56.6	57.3	-33.0	-32.5	29.3	24.7
C3	red	96.1	2.9	45.9	46.8	51.2	50.4	25.3	22.6
D3	yellow	94.1	5.0	82.4	82.9	4.1	2.9	75.9	71.1
E3	magenta	95.5	2.9	54.7	55.8	46.9	44.7	-11.3	-9.8
F3	cyan	95.6	2.0	53.9	54.6	-19.2	-18.8	-25.1	-26.9
A4	white	100.0	0.4	95.9	95.6	0.3	0.1	2.7	2.9
B4	neutral 8	98.0	0.9	82.0	82.7	-0.3	-0.9	0.9	1.4
C4	neutral 6.5	100.0	1.1	69.5	70.5	-0.8	-1.2	-0.1	0.0
D4	neutral 5	99.3	1.2	52.5	53.5	0.5	0.3	0.3	-0.3
E4	neutral 3.5	96.6	1.1	40.0	40.8	0.6	0.6	0.1	-0.8
F4	black	100.0	0.5	29.3	29.7	1.1	1.2	0.4	0.0
A5	paper white	100.0	0.5	98.5	98.2	0.1	0.0	1.9	2.2
B5	Skin highlight L*=88	85.9	3.2	88.6	89.4	11.9	10.3	14.3	11.6
C5	Skin highlight L* =75	86.7	4.4	76.8	78.2	18.3	16.8	20.6	16.8
D5	Skin shadow L*=28	97.7	1.1	33.0	33.5	16.3	15.9	12.3	11.4
E5	Skin shadow L*=13	97.0	1.0	23.5	24.0	11.0	10.4	6.4	5.8
F5	Maximum Black	100.0	0.7	17.3	17.9	0.6	0.5	1.1	1.1

Summary Results	I* Color	I* tone	ΔE
Average Score for all patches	95.2	96.3	2.4
Worst 10% (3 lowest scoring patches)	86.5	91.5	5.1

100 Mluxhrs + 3 years

Printer: Canon Pro-1000 **Ink:** Canon Lucia Pro- 11 **Media:** Moab Entrada Natural 300gsm, no additional coating



Original Print Colors before light exposure

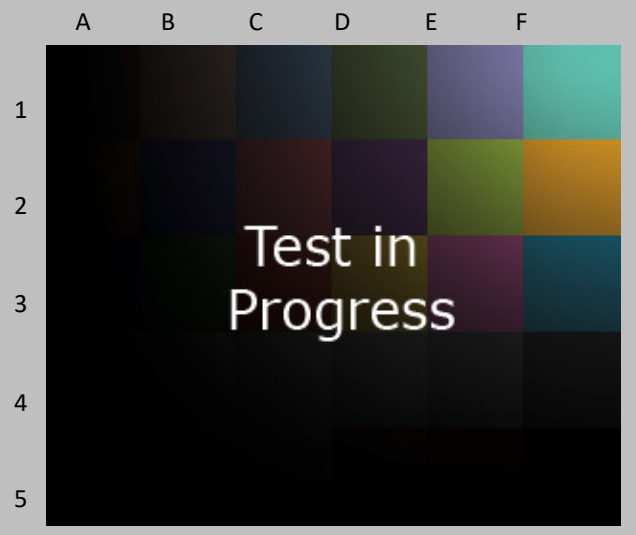

Colors after both light exposure + dark storage

Patch #	Description	I* Color	ΔE	L* Before	L* After	a* Before	a* After	b* Before	b* After
A1	Dark Skin			40.8		12.3		12.7	
B1	Light Skin			67.1		18.4		18.6	
C1	Blue sky			50.7		-3.5		-20.7	
D1	Foliage			46.0		-10.2		19.9	
E1	blue flower			55.7		9.1		-23.3	
F1	bluish green			70.5		-31.0		0.1	
A1	orange			64.2		35.9		53.7	
B2	purplish blue			41.5		10.0		-41.9	
C2	moderate red			52.9		46.4		17.9	
D2	purple			34.2		19.0		-17.3	
E2	yellow green			73.3		-22.5		54.3	
F2	orange yellow			72.8		19.7		64.7	
A3	blue			32.6		11.7		-43.1	
B3	green			56.3		-33.3		29.1	
C3	red			45.9		51.1		25.2	
D3	yellow			82.2		4.2		76.0	
E3	magenta			54.7		46.9		-11.3	
F3	cyan			53.5		-19.4		-25.6	
A4	white			95.8		0.3		2.8	
B4	neutral 8			82.0		-0.2		1.1	
C4	neutral 6.5			69.3		-0.8		-0.2	
D4	neutral 5			52.4		0.5		0.0	
E4	neutral 3.5			39.9		0.7		0.0	
F4	black			29.1		1.2		0.3	
A5	paper white			98.5		0.2		1.8	
B5	Skin highlight L*=88			88.6		12.0		14.3	
C5	Skin highlight L* =75			76.7		18.2		20.7	
D5	Skin shadow L*=28			32.8		15.9		12.2	
E5	Skin shadow L*=13			23.3		10.8		6.4	
F5	Maximum Black			17.2		0.6		1.1	
Summary Results		I* Color	I* tone	ΔE					
Average Score for all patches									
Worst 10% (3 lowest scoring patches)									

200 Mluxhrs + 3 years

Printer: Canon Pro-1000 **Ink:** Canon Lucia Pro- 11 **Media:** Moab Entrada Natural 300gsm, no additional coating



Original Print Colors before light exposure



Colors after both light exposure + dark storage

Patch #	Description	I* Color	ΔE	L* Before	L* After	a* Before	a* After	b* Before	b* After
A1	Dark Skin	100.0	0.6	40.8	41.4	12.6	12.4	12.4	12.4
B1	Light Skin	98.3	1.1	67.2	67.8	18.4	17.4	19.7	19.7
C1	Blue sky	100.0	0.5	51.1	51.4	-3.3	-3.5	-19.8	-19.5
D1	Foliage	100.0	0.3	46.1	46.3	-10.0	-10.0	20.6	20.5
E1	blue flower	97.1	1.3	55.3	55.7	8.9	8.1	-24.1	-23.2
F1	bluish green	99.8	0.6	70.8	70.9	-31.0	-31.0	1.7	1.2
A1	orange	99.3	1.0	64.2	64.5	36.1	35.2	53.5	53.4
B2	purplish blue	97.7	1.5	41.8	42.0	10.2	9.3	-41.4	-40.2
C2	moderate red	99.1	1.1	53.0	53.5	46.6	45.6	17.6	17.6
D2	purple	99.4	0.7	34.5	34.7	19.1	18.7	-16.9	-16.4
E2	yellow green	99.4	0.9	73.5	73.5	-22.3	-22.2	55.4	54.6
F2	orange yellow	99.0	1.2	72.8	72.9	19.8	19.0	65.1	64.3
A3	blue	98.8	1.0	32.9	33.1	11.6	10.9	-42.6	-41.9
B3	green	99.9	0.6	56.5	56.6	-33.3	-33.2	30.0	29.5
C3	red	99.7	0.8	45.8	46.1	51.0	50.5	25.7	25.3
D3	yellow	99.8	0.7	82.2	82.3	4.0	3.3	76.3	76.1
E3	magenta	96.5	2.2	54.4	54.8	47.3	45.7	-11.6	-10.1
F3	cyan	100.0	0.3	53.8	54.0	-19.6	-19.9	-24.5	-24.4
A4	white	99.7	0.5	95.9	95.8	0.3	0.1	2.8	3.2
B4	neutral 8	97.0	0.8	82.1	82.4	-0.4	-0.8	1.0	1.7
C4	neutral 6.5	97.5	0.9	69.5	70.0	-0.8	-1.4	0.3	0.8
D4	neutral 5	100.0	0.6	52.4	52.8	0.5	0.2	0.5	0.7
E4	neutral 3.5	100.0	0.4	39.7	40.0	0.7	0.6	0.1	0.3
F4	black	100.0	0.2	28.9	29.0	1.2	1.0	0.5	0.6
A5	paper white	100.0	0.3	98.5	98.4	0.1	0.0	1.8	2.1
B5	Skin highlight L*=88	95.9	1.3	88.6	88.9	11.9	10.7	15.1	15.6
C5	Skin highlight L* =75	97.5	1.3	76.8	77.3	18.3	17.1	21.6	21.9
D5	Skin shadow L*=28	100.0	0.5	32.6	33.0	16.2	15.9	11.8	12.1
E5	Skin shadow L*=13	100.0	0.5	23.4	23.7	10.7	10.3	6.4	6.3
F5	Maximum Black	100.0	0.4	17.1	17.6	0.6	0.5	1.1	1.2

Summary Results	I* Color	I* tone	ΔE
Average Score for all patches	99.0	98.2	0.8
Worst 10% (3 lowest scoring patches)	96.5	96.3	1.7

20 Mluxhrs + 4 years

Section IV: Ongoing Dark Storage Test Results

This section of the report tracks a sample of this print process (i.e., printer/ink/media) that remains in an amibient room temperature/moderate RH dark storage environment and has not been subjected to light exposure tests like the other samples. It is essentially a "control" sample that will remain in natural aging conditions (e.g., photo album storage) while the other light fastness tests are ongoing, and then in the Aardenburg Archives under simliar conditions indefinitely along with the retired light fade samples. The chart below will be rescaled to longer time intervals once total acumulated storage time exceeds 5 years .

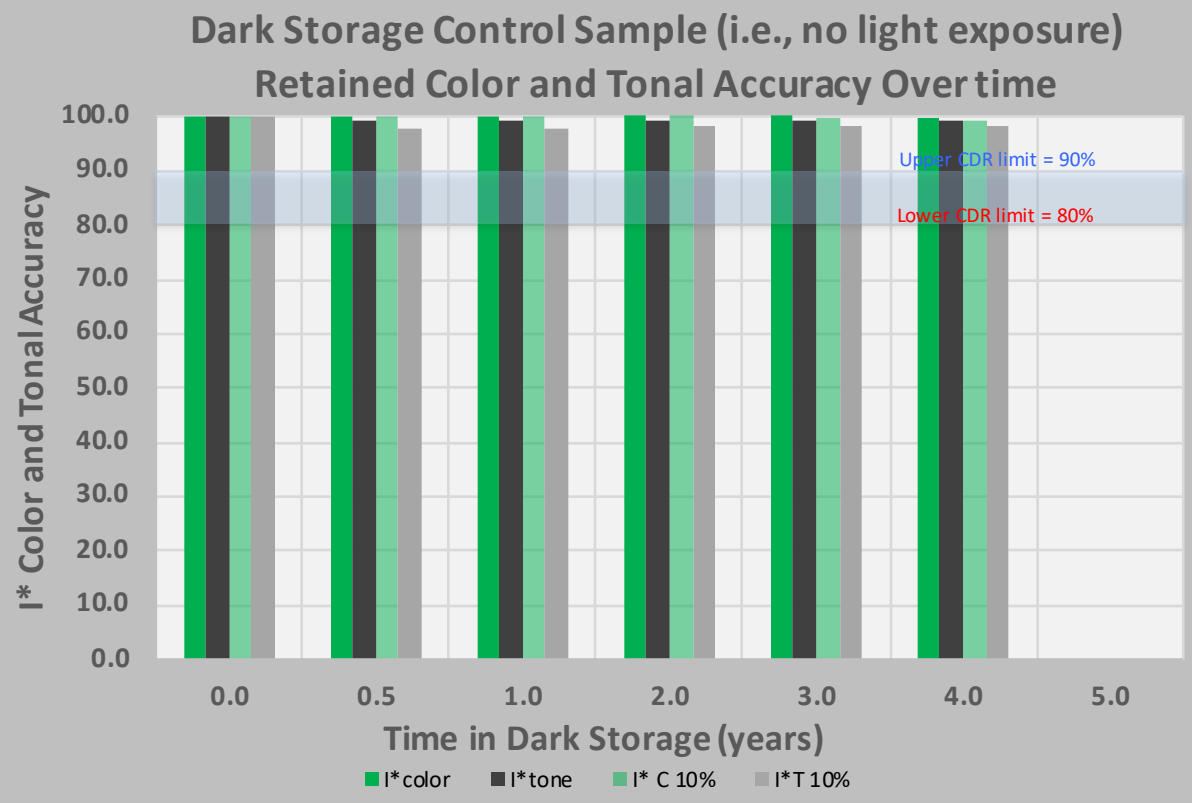

Time in Storage Summary for Dark Storage Control Sample

Years	*I*color (worst 10%)*	*I* Tone (10%)*	I* Color	I* tone	ΔE avg.	ΔE (worst 10%)
0.0	100.0	*100.0*	100.0	100.0	0.0	0.0
0.5	100.0	*97.5*	100.0	99.1	0.3	0.4
1.0	100.0	*97.9*	100.0	99.1	0.3	0.5
2.0	100.0	*98.2*	100.0	99.3	0.3	0.5
3.0	99.9	*98.4*	100.0	99.5	0.3	0.5
4.0	99.5	*98.4*	99.9	99.3	0.4	0.7
5.0						

Printer: Canon Pro-1000 **Ink:** Canon Lucia Pro- 11 **Media:** Moab Entrada Natural 300gsm, no additional coating



Original Print Colors before light exposure



Colors after additional time in dark storage

Patch #	Description	I* Color	ΔE	L* Before	L* After	a* Before	a* After	b* Before	b* After
A1	Dark Skin	100.0	0.3	40.8	40.6	12.4	12.3	12.6	12.7
B1	Light Skin	100.0	0.3	67.0	66.8	18.2	18.1	18.1	18.0
C1	Blue sky	100.0	0.3	51.1	51.0	-2.8	-2.9	-20.2	-20.0
D1	Foliage	100.0	0.2	46.4	46.2	-9.7	-9.8	20.8	20.8
E1	blue flower	100.0	0.2	55.7	55.5	9.2	9.1	-23.5	-23.4
F1	bluish green	100.0	0.4	70.3	70.2	-30.8	-31.0	-0.1	0.2
A1	orange	100.0	0.3	64.4	64.2	35.2	35.0	54.2	54.1
B2	purplish blue	100.0	0.3	41.7	41.6	10.5	10.3	-41.0	-40.9
C2	moderate red	100.0	0.4	53.0	52.7	46.2	46.1	17.1	16.9
D2	purple	100.0	0.3	34.4	34.2	19.8	19.7	-17.4	-17.4
E2	yellow green	100.0	0.2	73.1	72.9	-22.7	-22.7	54.2	54.3
F2	orange yellow	100.0	0.2	72.8	72.5	19.5	19.4	64.8	64.7
A3	blue	100.0	0.2	32.8	32.7	12.0	11.9	-42.6	-42.6
B3	green	100.0	0.1	56.8	56.7	-32.0	-32.0	29.7	29.8
C3	red	100.0	0.3	45.8	45.6	50.9	50.8	24.7	24.6
D3	yellow	100.0	0.3	82.1	81.9	4.1	4.1	76.0	75.9
E3	magenta	100.0	0.4	54.4	54.1	47.2	46.9	-11.4	-11.4
F3	cyan	100.0	0.4	53.9	53.7	-18.4	-18.7	-24.9	-24.7
A4	white	100.0	0.4	95.6	95.2	0.3	0.2	2.7	2.7
B4	neutral 8	100.0	0.3	82.0	81.7	-0.5	-0.6	1.0	1.0
C4	neutral 6.5	100.0	0.3	69.4	69.2	-0.8	-0.9	-0.2	-0.2
D4	neutral 5	100.0	0.3	52.4	52.2	0.5	0.4	0.2	0.3
E4	neutral 3.5	100.0	0.3	40.0	39.8	0.8	0.7	0.2	0.2
F4	black	100.0	0.2	29.3	29.2	1.3	1.2	0.6	0.7
A5	paper white	100.0	0.3	98.2	97.8	0.1	0.0	1.9	1.9
B5	Skin highlight L*=88	100.0	0.3	88.3	88.0	12.2	12.1	14.1	14.1
C5	Skin highlight L* =75	100.0	0.3	76.5	76.2	18.6	18.5	20.3	20.4
D5	Skin shadow L*=28	100.0	0.2	32.9	32.7	15.7	15.6	12.3	12.1
E5	Skin shadow L*=13	100.0	0.1	23.3	23.2	10.8	10.8	6.5	6.6
F5	Maximum Black	100.0	0.2	17.1	17.1	0.5	0.4	1.4	1.2

Summary Results	I* Color	I* tone	ΔE
Average Score for all patches	100.0	99.1	0.3
Worst 10% (3 lowest scoring patches)	100.0	97.5	0.4

DS Control at 6 months

Printer: Canon Pro-1000 **Ink:** Canon Lucia Pro- 11 **Media:** Moab Entrada Natural 300gsm, no additional coating



Original Print Colors before light exposure



Colors after additional time in dark storage

Patch #	Description	I* Color	ΔE	L* Before	L* After	a* Before	a* After	b* Before	b* After
A1	Dark Skin	100.0	0.1	40.8	40.7	12.4	12.3	12.6	12.5
B1	Light Skin	100.0	0.2	67.0	66.8	18.2	18.2	18.1	18.0
C1	Blue sky	100.0	0.3	51.1	51.1	-2.8	-2.9	-20.2	-19.9
D1	Foliage	100.0	0.1	46.4	46.3	-9.7	-9.7	20.8	20.8
E1	blue flower	100.0	0.3	55.7	55.6	9.2	9.0	-23.5	-23.2
F1	bluish green	100.0	0.3	70.3	70.2	-30.8	-30.9	-0.1	0.1
A1	orange	100.0	0.3	64.4	64.2	35.2	35.0	54.2	54.0
B2	purplish blue	100.0	0.4	41.7	41.7	10.5	10.2	-41.0	-40.7
C2	moderate red	100.0	0.4	53.0	52.8	46.2	46.1	17.1	16.9
D2	purple	100.0	0.1	34.4	34.3	19.8	19.7	-17.4	-17.4
E2	yellow green	100.0	0.2	73.1	73.0	-22.7	-22.7	54.2	54.2
F2	orange yellow	100.0	0.3	72.8	72.6	19.5	19.5	64.8	64.6
A3	blue	100.0	0.3	32.8	32.8	12.0	11.7	-42.6	-42.4
B3	green	100.0	0.1	56.8	56.8	-32.0	-31.9	29.7	29.7
C3	red	100.0	0.4	45.8	45.6	50.9	50.8	24.7	24.4
D3	yellow	100.0	0.4	82.1	81.9	4.1	4.2	76.0	75.8
E3	magenta	100.0	0.3	54.4	54.2	47.2	47.0	-11.4	-11.4
F3	cyan	100.0	0.5	53.9	53.8	-18.4	-18.6	-24.9	-24.5
A4	white	100.0	0.4	95.6	95.2	0.3	0.2	2.7	2.9
B4	neutral 8	100.0	0.3	82.0	81.7	-0.5	-0.6	1.0	1.1
C4	neutral 6.5	100.0	0.3	69.4	69.2	-0.8	-0.9	-0.2	-0.1
D4	neutral 5	100.0	0.2	52.4	52.3	0.5	0.4	0.2	0.3
E4	neutral 3.5	100.0	0.1	40.0	39.9	0.8	0.7	0.2	0.2
F4	black	100.0	0.1	29.3	29.2	1.3	1.2	0.6	0.5
A5	paper white	100.0	0.3	98.2	97.9	0.1	0.1	1.9	2.0
B5	Skin highlight L*=88	100.0	0.5	88.3	88.0	12.2	12.1	14.1	14.5
C5	Skin highlight L* =75	100.0	0.4	76.5	76.2	18.6	18.5	20.3	20.5
D5	Skin shadow L*=28	100.0	0.3	32.9	32.8	15.7	15.6	12.3	12.1
E5	Skin shadow L*=13	100.0	0.2	23.3	23.2	10.8	10.8	6.5	6.3
F5	Maximum Black	100.0	0.4	17.1	17.1	0.5	0.5	1.4	1.0

Summary Results	I* Color	I* tone	ΔE
Average Score for all patches	100.0	99.1	0.3
Worst 10% (3 lowest scoring patches)	100.0	97.9	0.5

DS Control at 1 year

Printer: Canon Pro-1000 **Ink:** Canon Lucia Pro- 11 **Media:** Moab Entrada Natural 300gsm, no additional coating



Original Print Colors before light exposure



Colors after additional time in dark storage

Patch #	Description	I* Color	ΔE	L* Before	L* After	a* Before	a* After	b* Before	b* After
A1	Dark Skin	100.0	0.2	40.8	40.7	12.4	12.3	12.6	12.7
B1	Light Skin	100.0	0.2	67.0	66.8	18.2	18.2	18.1	18.2
C1	Blue sky	100.0	0.4	51.1	51.1	-2.8	-2.9	-20.2	-19.8
D1	Foliage	100.0	0.1	46.4	46.3	-9.7	-9.7	20.8	20.8
E1	blue flower	100.0	0.4	55.7	55.6	9.2	9.0	-23.5	-23.1
F1	bluish green	100.0	0.3	70.3	70.2	-30.8	-30.9	-0.1	0.2
A1	orange	100.0	0.2	64.4	64.2	35.2	35.1	54.2	54.2
B2	purplish blue	100.0	0.5	41.7	41.6	10.5	10.3	-41.0	-40.6
C2	moderate red	100.0	0.2	53.0	52.8	46.2	46.1	17.1	17.2
D2	purple	100.0	0.3	34.4	34.3	19.8	19.7	-17.4	-17.2
E2	yellow green	100.0	0.2	73.1	72.9	-22.7	-22.6	54.2	54.2
F2	orange yellow	100.0	0.2	72.8	72.6	19.5	19.5	64.8	64.8
A3	blue	100.0	0.4	32.8	32.8	12.0	11.7	-42.6	-42.3
B3	green	100.0	0.2	56.8	56.7	-32.0	-32.0	29.7	29.8
C3	red	100.0	0.3	45.8	45.8	50.9	50.6	24.7	24.7
D3	yellow	100.0	0.3	82.1	81.9	4.1	4.1	76.0	75.9
E3	magenta	100.0	0.4	54.4	54.2	47.2	47.0	-11.4	-11.1
F3	cyan	100.0	0.5	53.9	53.7	-18.4	-18.6	-24.9	-24.4
A4	white	100.0	0.4	95.6	95.2	0.3	0.2	2.7	3.0
B4	neutral 8	100.0	0.4	82.0	81.7	-0.5	-0.5	1.0	1.3
C4	neutral 6.5	100.0	0.4	69.4	69.2	-0.8	-0.9	-0.2	0.1
D4	neutral 5	100.0	0.3	52.4	52.3	0.5	0.4	0.2	0.4
E4	neutral 3.5	100.0	0.2	40.0	39.9	0.8	0.7	0.2	0.3
F4	black	100.0	0.1	29.3	29.3	1.3	1.3	0.6	0.6
A5	paper white	100.0	0.3	98.2	97.9	0.1	0.1	1.9	2.1
B5	Skin highlight L*=88	100.0	0.6	88.3	88.1	12.2	12.1	14.1	14.6
C5	Skin highlight L* =75	100.0	0.4	76.5	76.3	18.6	18.5	20.3	20.6
D5	Skin shadow L*=28	100.0	0.1	32.9	32.9	15.7	15.7	12.3	12.4
E5	Skin shadow L*=13	100.0	0.1	23.3	23.3	10.8	10.8	6.5	6.5
F5	Maximum Black	100.0	0.0	17.1	17.1	0.5	0.5	1.4	1.4

Summary Results	I* Color	I* tone	ΔE
Average Score for all patches	100.0	99.3	0.3
Worst 10% (3 lowest scoring patches)	100.0	98.2	0.5

DS Control at 2 years

Printer: Canon Pro-1000 **Ink:** Canon Lucia Pro- 11 **Media:** Moab Entrada Natural 300gsm, no additional coating



Original Print Colors before light exposure



Colors after additional time in dark storage

Patch #	Description	I* Color	ΔE	L* Before	L* After	a* Before	a* After	b* Before	b* After
A1	Dark Skin	100.0	0.1	40.8	40.8	12.4	12.3	12.6	12.6
B1	Light Skin	100.0	0.1	67.0	67.0	18.2	18.2	18.1	18.2
C1	Blue sky	100.0	0.4	51.1	51.2	-2.8	-2.9	-20.2	-19.8
D1	Foliage	100.0	0.1	46.4	46.5	-9.7	-9.7	20.8	20.8
E1	blue flower	100.0	0.5	55.7	55.7	9.2	9.0	-23.5	-23.0
F1	bluish green	100.0	0.3	70.3	70.4	-30.8	-30.9	-0.1	0.2
A1	orange	100.0	0.2	64.4	64.5	35.2	35.0	54.2	54.2
B2	purplish blue	100.0	0.5	41.7	41.8	10.5	10.2	-41.0	-40.6
C2	moderate red	100.0	0.1	53.0	53.0	46.2	46.1	17.1	17.1
D2	purple	100.0	0.3	34.4	34.4	19.8	19.8	-17.4	-17.2
E2	yellow green	100.0	0.1	73.1	73.1	-22.7	-22.7	54.2	54.3
F2	orange yellow	100.0	0.1	72.8	72.8	19.5	19.5	64.8	64.9
A3	blue	100.0	0.4	32.8	32.8	12.0	11.8	-42.6	-42.3
B3	green	100.0	0.1	56.8	56.9	-32.0	-32.0	29.7	29.7
C3	red	100.0	0.1	45.8	45.8	50.9	50.8	24.7	24.7
D3	yellow	100.0	0.1	82.1	82.1	4.1	4.2	76.0	76.0
E3	magenta	100.0	0.4	54.4	54.4	47.2	46.9	-11.4	-11.1
F3	cyan	100.0	0.4	53.9	53.9	-18.4	-18.6	-24.9	-24.5
A4	white	100.0	0.4	95.6	95.5	0.3	0.2	2.7	3.1
B4	neutral 8	100.0	0.4	82.0	81.9	-0.5	-0.6	1.0	1.4
C4	neutral 6.5	100.0	0.3	69.4	69.4	-0.8	-0.9	-0.2	0.1
D4	neutral 5	100.0	0.3	52.4	52.5	0.5	0.4	0.2	0.4
E4	neutral 3.5	100.0	0.2	40.0	40.0	0.8	0.8	0.2	0.3
F4	black	100.0	0.1	29.3	29.3	1.3	1.2	0.6	0.7
A5	paper white	100.0	0.3	98.2	98.2	0.1	0.0	1.9	2.2
B5	Skin highlight L*=88	99.7	0.6	88.3	88.3	12.2	12.1	14.1	14.7
C5	Skin highlight L* =75	100.0	0.5	76.5	76.5	18.6	18.5	20.3	20.8
D5	Skin shadow L*=28	100.0	0.1	32.9	33.0	15.7	15.6	12.3	12.3
E5	Skin shadow L*=13	100.0	0.1	23.3	23.4	10.8	10.8	6.5	6.5
F5	Maximum Black	100.0	0.1	17.1	17.2	0.5	0.5	1.4	1.3

Summary Results	I* Color	I* tone	ΔE
Average Score for all patches	100.0	99.5	0.3
Worst 10% (3 lowest scoring patches)	99.9	98.4	0.5

DS Control at 3 years

Printer: Canon Pro-1000 **Ink:** Canon Lucia Pro- 11 **Media:** Moab Entrada Natural 300gsm, no additional coating



Original Print Colors before light exposure



Colors after additional time in dark storage

Patch #	Description	I* Color	ΔE	L* Before	L* After	a* Before	a* After	b* Before	b* After
A1	Dark Skin	100.0	0.2	40.8	40.8	12.4	12.2	12.6	12.6
B1	Light Skin	100.0	0.3	67.0	66.8	18.2	18.1	18.1	18.3
C1	Blue sky	99.5	0.6	51.1	51.1	-2.8	-2.9	-20.2	-19.6
D1	Foliage	100.0	0.1	46.4	46.4	-9.7	-9.7	20.8	20.7
E1	blue flower	99.5	0.6	55.7	55.6	9.2	8.9	-23.5	-22.9
F1	bluish green	100.0	0.4	70.3	70.2	-30.8	-30.9	-0.1	0.3
A1	orange	100.0	0.3	64.4	64.3	35.2	35.0	54.2	54.0
B2	purplish blue	99.5	0.7	41.7	41.7	10.5	10.1	-41.0	-40.4
C2	moderate red	100.0	0.2	53.0	52.9	46.2	46.1	17.1	17.2
D2	purple	100.0	0.4	34.4	34.4	19.8	19.7	-17.4	-17.1
E2	yellow green	100.0	0.2	73.1	73.0	-22.7	-22.6	54.2	54.2
F2	orange yellow	100.0	0.1	72.8	72.7	19.5	19.4	64.8	64.7
A3	blue	100.0	0.5	32.8	32.8	12.0	11.7	-42.6	-42.2
B3	green	100.0	0.1	56.8	56.8	-32.0	-31.9	29.7	29.6
C3	red	100.0	0.3	45.8	45.8	50.9	50.7	24.7	24.6
D3	yellow	100.0	0.2	82.1	82.0	4.1	4.1	76.0	75.8
E3	magenta	100.0	0.5	54.4	54.3	47.2	46.9	-11.4	-11.0
F3	cyan	99.8	0.6	53.9	53.8	-18.4	-18.6	-24.9	-24.3
A4	white	100.0	0.6	95.6	95.3	0.3	0.1	2.7	3.2
B4	neutral 8	99.9	0.6	82.0	81.8	-0.5	-0.6	1.0	1.5
C4	neutral 6.5	100.0	0.4	69.4	69.3	-0.8	-0.9	-0.2	0.2
D4	neutral 5	100.0	0.3	52.4	52.4	0.5	0.4	0.2	0.4
E4	neutral 3.5	100.0	0.2	40.0	40.0	0.8	0.8	0.2	0.3
F4	black	100.0	0.1	29.3	29.4	1.3	1.2	0.6	0.6
A5	paper white	100.0	0.5	98.2	98.0	0.1	0.0	1.9	2.3
B5	Skin highlight L*=88	99.4	0.6	88.3	88.1	12.2	12.1	14.1	14.7
C5	Skin highlight L* =75	100.0	0.5	76.5	76.3	18.6	18.5	20.3	20.7
D5	Skin shadow L*=28	100.0	0.1	32.9	32.9	15.7	15.6	12.3	12.3
E5	Skin shadow L*=13	100.0	0.2	23.3	23.4	10.8	10.7	6.5	6.5
F5	Maximum Black	100.0	0.3	17.1	17.3	0.5	0.5	1.4	1.2

Summary Results	I* Color	I* tone	ΔE
Average Score for all patches	99.9	99.3	0.4
Worst 10% (3 lowest scoring patches)	99.5	98.4	0.7

DS Control at 4 years

Printer: Canon Pro-1000 **Ink:** Canon Lucia Pro- 11 **Media:** Moab Entrada Natural 300gsm, no additional coating



Original Print Colors before light exposure

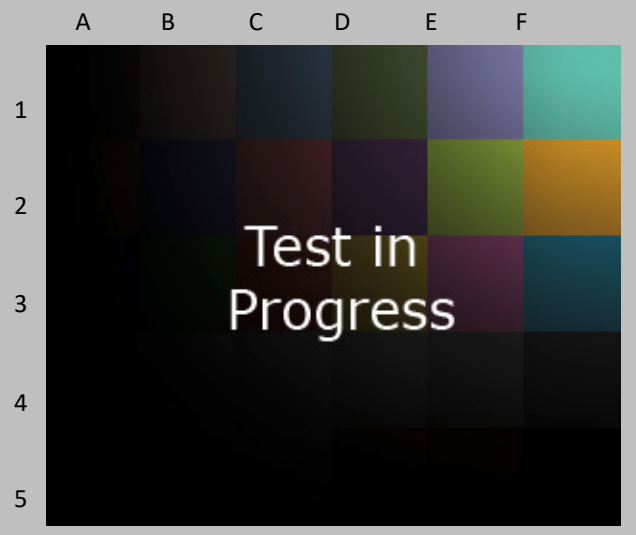

Colors after additional time in dark storage

				L*		a*		b*	
Patch #	Description	I* Color	ΔE	Before	After	Before	After	Before	After
A1	Dark Skin	#VALUE!	####	40.8	LAB_L	12.4	LAB_A	12.6	LAB_B
B1	Light Skin	1.9	71.8	67.0	0.0	18.2	0.0	18.1	0.0
C1	Blue sky	2.5	55.0	51.1	0.0	-2.8	0.0	-20.2	0.0
D1	Foliage	2.2	51.8	46.4	0.0	-9.7	0.0	20.8	0.0
E1	blue flower			55.7		9.2		-23.5	
F1	bluish green			70.3		-30.8		-0.1	
A1	orange			64.4		35.2		54.2	
B2	purplish blue			41.7		10.5		-41.0	
C2	moderate red			53.0		46.2		17.1	
D2	purple			34.4		19.8		-17.4	
E2	yellow green			73.1		-22.7		54.2	
F2	orange yellow			72.8		19.5		64.8	
A3	blue			32.8		12.0		-42.6	
B3	green			56.8		-32.0		29.7	
C3	red			45.8		50.9		24.7	
D3	yellow			82.1		4.1		76.0	
E3	magenta			54.4		47.2		-11.4	
F3	cyan			53.9		-18.4		-24.9	
A4	white			95.6		0.3		2.7	
B4	neutral 8			82.0		-0.5		1.0	
C4	neutral 6.5			69.4		-0.8		-0.2	
D4	neutral 5			52.4		0.5		0.2	
E4	neutral 3.5			40.0		0.8		0.2	
F4	black			29.3		1.3		0.6	
A5	paper white			98.2		0.1		1.9	
B5	Skin highlight L*=88			88.3		12.2		14.1	
C5	Skin highlight L* =75			76.5		18.6		20.3	
D5	Skin shadow L*=28			32.9		15.7		12.3	
E5	Skin shadow L*=13			23.3		10.8		6.5	
F5	Maximum Black			17.1		0.5		1.4	

Summary Results	I* Color	I* tone	ΔE
Average Score for all patches			
Worst 10% (3 lowest scoring patches)			

DS Control at 5 years

Section V: Comments and Conclusions

Initial Print Quality:

Moab Entrada Natural 300gsm is a highly recommended paper choice for use with the Canon Pro-1000 printer and OEM Lucia Pro-11 inks. This combination of printer/ink/media produces high quality archival pigment prints with excellent whitepoint, good maximum black density, and accurate color and tone reproduction on a lovely smooth matte finish surface. Entrada Natural 300gsm is also double-side coated (both cut sheet and rolls which is rare). The double-side coating symmetry also gives Entrada Natural 300gsm excellent physical print flatness properties.

Print Longevity:

Moab Entrada Rag Natural exhibits a very slight initial light bleaching of its media whitepoint color, shifting towards a "cooler white" within the first 10 Megalux hours in text, but then it stops changing further. This color change detected by the spectrophotometer is so negligible it would indeed go unnoticed by the viewer. Most importantly, the OBA-free Entrada Natural paper (not to be confused with Entrada Bright which has OBAs) has not suffered from any media yellowing during the ongoing light fade testing, nor in dark storage to date after the 20, 50, and 100 Mluxhr exposed samples were retired to dark storage. The dark storage control sample also remains visually unchanged 2 years after it was printed. Sample monitoring continues. The Conservation Display rating (CDR) of 126-175 Megalux hours is an excellent score.

Compare this test result to ID# 324 also available in the Aardenburg database. ID#s 318 and 324 are a direct paired-comparison test of the newer Canon LUCIA Pro-11 ink set used in the Pro-X000 series printers and the older Canon LUCIA EX ink set used in the iPFx300 and x400 series printer models. These sample sets were printed on the same batch of Moab Entrada 300 gsm paper and placed side-by-side in the same light fade unit during the course of this testing. The newer Pro-11 ink shows a similar fading signature as the older LUCIA EX ink, but the rate of fade for one or more of the colorants is somewhat faster. There are numerous possible reasons which might account for this finding including but not limited to finer pigment particle dispersions, changes in polymer encapsulation chemistry, and/or smaller drop sizes for improved image quality in the latest Canon printer models which use the Pro-11 inks. Visual changes will likely be noticed first in light skin tone values for images containing skin tone colors. That said, any color print process which scores an Aardenburg Conservation display rating over 100 megalux hours of light exposure for both lower and upper CDR limits and exhibits no further post-exposure yellowing/discoloration has excellent lightfade resistance.

Mark H. McCormick-Goodhart
Director, Aardenburg-Imaging & Archives

Table to Convert Megalux-hours of Light Exposure to estimated "Years on Display" Light Fastness Ratings.											
Indoor Light Levels for Print Display		Multiply Mlux-hrs by	Megalux-hours in test									
Light Exposure	**Description**		**10**	**20**	**30**	**40**	**50**	**60**	**70**	**80**	**90**	**100**
≤ 10 Lux 24 hours per day	Interior rooms, storage areas, or hallways without windows, illuminated sparingly by artificial lighting	**11.42**	114	228	342	457	571	685	799	913	1027	1142
50 Lux 12 hours per day	"Museum Standard" display condition	**4.57**	46	91	137	183	228	274	325	365	411	457
120 Lux 12 hours per day "Kodak Display Years" (1)	Average home illumination level for photos is ~ 60 lux. 90% of all displayed photos do not exceed 120 lux (1).	**1.90**	19	38	57	76	95	114	133	152	171	190
228 Lux 12 hours per day	Relatively bright home or office. Note the simple 1:1 relationship between "years on display" and Mlux-hr values at this condition.	**1.00**	10	20	30	40	50	60	70	80	90	100
450 Lux 12 hours per day "WIR Display Years" (2) Also equals 500 lux for 11.8 hours per day	A bright home or commercial office building illumination level is 200-500 lux. Also, good illumination for color critical viewing and color matching tasks begins at about 500 lux.	**0.51**	5	10	15	20	25	30	35	41	46	51
2000 Lux 12 hours per day	Commercial Gallery. Also, critical color evaluation standards call for 2000 lux and a D50 illumination source.	**0.114**	1.1	2.3	3.4	4.6	5.7	6.8	8.0	9.1	10.3	11.4
5000 Lux 12 hours per day	E.g., Sunlight through a window striking print at an angle.	**0.046**	0.5	0.9	1.4	1.8	2.3	2.7	3.2	3.7	4.1	4.6
10,000 Lux 12 hours per day	South-facing window in U.S.A. , e.g., storefront display with photos directly facing window.	**0.023**	0.2	0.5	0.7	0.9	1.1	1.4	1.6	1.8	2.1	2.3

Light levels commonly encountered in the real world fluctuate widely throughout indoor print display environments and produce large variations in how long it takes for artwork to acquire light-induced damage. Use this table as a guide to estimate how many "years on display" (denoted in red text) it takes to accumulate an equivalent light exposure dosage. Review the test results to decide which Megalux-hour dose has caused fading to your level of concern (e.g., just noticeable, easily noticeable, objectionable, etc.). Then choose the "Light Exposure" description that best represents how your print is likely to be displayed. You may want to obtain a lux meter and make some measurements in your own display environment!

Note that as the years of display time increase, light-induced fading can be eclipsed by other serious aging mechanisms such as fading and/or staining caused by heat, humidity, and air pollutants. Mould damage can also occur at high humidity. Even when colorants remain water fast, direct contact with liquids may result in physical deformation and staining of the substrate. Also, temperature and especially strong seasonal humidity fluctuations can cause physical cracks and/or flaking, etc., over time. Handling damage such as scratching, abrasion, tears and creases, and catastrophic damage by smoke, fire, flood, etc., also destroy print quality over time. Thus, as illumination levels are reduced other forms of print degradation take on greater probability of occurrence.

(1) Eastman Kodak cited this exposure condition with a 90% confidence limit as a rationale for estimating print fading times of traditional color photo materials in typical home display environments. However, for light fading claims regarding its line of pigment-based inkjet printers, Kodak adopted the higher level of 450lux/12 hours per day which is also used by Wilhelm Imaging Research, Inc. (See below).

(2) Wilhelm Imaging Research (WIR) standardized its light fastness ratings on 450 lux for 12 hours per day in order to estimate the years on display necessary to reach "easily noticeable" fading. This average daily light exposure dosage, at an assumed 75˚F/60%RH temperature and humidity level, has become a de facto industry standard for most industry-sponsored predictive "years of life" light fading estimates in the absence of a published International Standards Organization (ISO) test standard. The table above readily shows how much error occurs in such "print lifetime" predictions as actual real world light levels for prints on display routinely deviate above and below the assumed 450 lux intensity value.

Aardenburg Imaging & Archives

About this Report

This report contains light fastness information about a sample test print produced by a specific digital printing system. "System" refers to all hardware, software, and materials used to make the finished print. The hardware, software, material components, and printmaker's skills contribute to the final image quality and image permanence. The tested sample is made with current or recently discontinued stocks of commercially available products unless otherwise stated. Each sample has been prepared by Aardenburg Imaging & Archives or one of its members in accordance with customary print making practices unless otherwise noted. The sample may also contain additional finishing materials such as overcoats and laminates which are also noted when used. Finally, the sample has been tested under standardized conditions that are defined on the Sample Description page (see page 4). AaI&A makes every effort to ensure but cannot guarantee that the samples are properly identified and documented and that test results are accurate. For this reason, AaI&A also strives to test independently produced sample replicates in order to increase sampling confidence and to provide information on process variability. Please compare the results in this report to replicate test samples when the data become available.



The magnitude and visual appearance of fading depends not only on the chosen printing system but the chosen image as well. In other words, different images are comprised of different colors, and the fading relationships between those colors dictate how the image will look as it fades. The sample print in this test report was made by reproducing the digital image shown on the left. It contains 30 standard colors. 24 of the colors are colorimetrically matched to the Macbeth ColorChecker™ chart viewed under D50 illumination. The remaining six colors supplement the ColorChecker™ array with four additional skin tone colors, one patch for paper white, and another for maximum black. The additional colors

Information about the fading characteristics of the product is provided in three ways:

1) You can visually assess the fading. The target images reproduced in this report are digitally reconstructed from the spectrally measured color data rather than scanning or otherwise reproducing the physical print by conventional techniques. This method ensures a colorimetrically accurate representation of the print appearance as the print fades. A calibrated monitor is recommended to experience the best possible reproduction of the test sample appearance. The side-by-side "before and after" presentation of the target images simulates looking at a perfect copy of the unexposed original print along side the same print after light exposure. You can also use Adobe Reader's full screen mode to cycle through the pages and "animate" the fading.

2) I* Color and tonal accuracy scores are reported. This report includes I* metric scores that compare the color and tonal relationships of the light exposed samples to the color and tonal relationships existing in the original print prior to light exposure. Perfect I* scores of 100% can be approached when no significant fading occurs. Average scores above 90% generally indicate excellent retention of original quality, 80% good, 70% fair, etc., but your conclusions may vary depending on your image quality requirements. I* color rates the retained color accuracy (hue and chroma) while I* tone rates the retained tonal accuracy (lightness and contrast). The score is on a percentile scale where 100% is a perfect match between the comparison image (e.g., "after" light exposure) and the reference image (e.g., "before" any light exposure). 0% I* color means no color accuracy is left. 0% I* tone means essentially no tonality remains and all image information content is lost. Negative I* values have significance as well and contribute to the average I* score when they occur. Negative I* color values mean false color has occurred, for example, when a skin tone turns green or a neutral gray becomes distinctly colorful. Negative I* tone scores mean visual contrast between colors has become inverted (i.e., like the tonal relationships in a photographic film negative). Serious image quality problems must arise before false colors and/or tones appear. For more information on the I* metric, please refer to the AaI&A web site.

3) Color changes are also reported using the classic color difference model, ΔE. Note that ΔE values lose perceptual scaling significance when they become large (e.g., > 15). Also, the ΔE equation does not unambiguously measure changes in image contrast. This limitation is generally not a problem for paints and textiles, but can be a serious oversight when evaluating photographic images. Properly tracking changes in image contrast was a major reason behind the development of the I* metric.

Table I: The Conservation Display Rating Criteria Set	
Upper Exposure limit (calculated from the average score for all sampled colors)	Overall average I* Color score ≥ 90% and overall average I* tone score ≥ 90%
Lower Exposure limit (calculated from the average score for the worst 10% of the sampled colors)	I* Color score for worst ten percent of sampled colors ≥ 80% and I* tone score for worst ten percent of sampled colors ≥ 80%
Physical Properties Requirement	No cracking, crazing, flaking, delamination, or physical deformation of image receiver layer observed during the ***conservation display rated*** exposure range.
"Worst ten percent" refers to those 10% of the color samples from within the sampled image population that exhibit the greatest amount of change.	

The I* metric was conceived as a colorimetric algorithm to measure and track changes in image color and tonal accuracy with respect to an original reference image.[1,2] It scores the retained color and tonal accuracy on a percentile scale from a state of perfect matching (i.e., 100%) to a state of no color and tonal accuracy (i.e., 0%). It also scores any state where false rendering of the reference image tone and color quality has occurred (i.e., negative I* values for color and tone which signify falsely substituted colors and/or tonal reversals). The I* metric is an excellent foundation upon which to build criteria for acceptable change in color and tonal accuracy.

For more information on the Aardenburg Conservation Display ratings, please see the article entitled: : "An Overview of the Aardenburg Imaging Conservation Display Ratings".

Other relevant articles are:

1) Mark McCormick-Goodhart, Henry Wilhelm, and Dmitriy Shklyarov,"A 'Retained Image Appearance' Metric For Full Tonal Scale, Colorimetric Evaluation of Photographic Image Stability," IS&T's NIP20: International Conference on Digital Printing Technologies, Final Program and Proceedings, IS&T, Springfield, VA, October 3–November 5, 2004, pp. 680–688.

2) Mark H. McCormick-Goodhart, "An Introduction to the I* Metric," Aardenburg Imaging & Archives, February 7, 2007

These papers and more are available in PDF format on the documents page of the Aardenburg website:

https://www.aardenburg-imaging.com/documents/